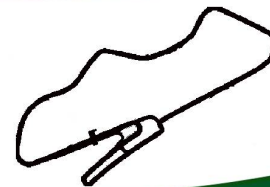




Donington Park

27th & 28th July 2024



11a, 11b, 11c & 11d

Race 27 (Sunday)
Results 6 Laps = 11.874 miles

Document 8

Rnk	No.	Class	Rnk	Driver	Entry	Laps	Time	mph	Gap	Interv.	Best lap	mph	In Lap	2nd Best	Spd
1	82	11a	1	Mark Taylor	Norton / (500)	6	8:18.309	85.78			1:22.205	86.67	4	1:22.310	94.9
2	68	11d	1	Michael Russell	Velocette / MSS / (500)	6	8:22.883	85.00	4.574	4.574	1:21.955	86.93	2	1:22.188	97.8
3	137	11a	2	Daniel Jackson	Matchless / G50 / (500)	6	8:26.679	84.37	8.370	3.796	1:23.563	85.26	4	1:23.811	93.6
4	22	11a	3	Tony Perkin	Norton / Manx / (500)	6	8:30.435	83.75	12.126	3.756	1:24.295	84.52	5	1:24.431	96.6
5	12	11a	4	Ian Bain	Norton / 30M / (500)	6	8:32.667	83.38	14.358	2.232	1:24.151	84.66	2	1:24.493	97.3
6	74	11b	1	Jamie O'Brien	Manx / (500)	6	8:38.548	82.43	20.239	5.881	1:24.324	84.49	5	1:24.474	96.3
7	78	11a	5	Justin Keen	Norton / Manx / (500)	6	8:39.466	82.29	21.157	0.918	1:25.270	83.55	2	1:25.738	96.1
8	55	11d	2	Ben Kingham	Vincent / Black-Shadow / (998)	6	8:48.969	80.81	30.660	9.503	1:26.686	82.19	6	1:26.924	95.5
9	38	11b	2	Andrew Jones	Norton / Manx / (500)	6	8:52.698	80.25	34.389	3.729	1:27.543	81.38	4	1:27.906	93.7
10	53	11b	3	Richard Dawson	Norton / Manx / (500)	6	9:00.066	79.15	41.757	7.368	1:27.368	81.54	6	1:28.825	94.9
11	17	11b	4	Stuart Tonge	Norton / Manx / (500)	6	9:00.614	79.07	42.305	0.548	1:28.242	80.74	6	1:29.032	95.1
12	631	11b	5	Angela Cragg	Manx / Norton / (499)	6	9:03.194	78.69	44.885	2.580	1:29.453	79.64	4	1:29.497	94.7
13	56	11a	6	Matthew Hebb	Norton / Manx / (499)	6	9:22.435	76.00	1:04.126	19.241	1:31.949	77.48	5	1:32.003	87.0
14	65	11b	6	Ken Perch	Norton / Manx / (500)	6	9:30.480	74.93	1:12.171	8.045	1:31.625	77.76	4	1:32.407	88.0
15	51	11b	7	Simon Hocking	Norton / 30m / (500)	6	9:30.503	74.93	1:12.194	0.023	1:33.275	76.38	2	1:33.944	89.5
16	3	11c	1	Nick Bedford	Unknown / Machine	6	9:34.521	74.40	1:16.212	4.018	1:34.130	75.69	4	1:34.378	82.7
17	16	11b	8	Sam Rhodes	Norton / Domi-Racer / (500)	6	9:45.103	73.06	1:26.794	10.582	1:35.652	74.48	3	1:35.779	83.6
18	26	11d	3	Paul Stephen	Norton / Man-Inter / (450)	6	9:45.647	72.99	1:27.338	0.544	1:35.959	74.24	2	1:36.772	83.7
19	62	11d	4	Neil Allman	Norton / Manx / (499)	6	9:53.448	72.03	1:35.139	7.801	1:36.937	73.50	6	1:37.432	84.1
20	14	11c	2	Torsten Busch	Norton / Manx / (350)	5	8:22.308	70.92	1 Lap	1 Lap	1:38.339	72.45	5	1:38.459	79.8
21	46	11c	3	Sebastian Perez-Jnr	AJS / 7R / (350)	5	8:40.097	68.49	1 Lap	17.789	1:40.853	70.64	2	1:42.617	83.5

Not Classified

501	11a		Graham Higlett	Matchless / G50 / (499)	4	5:44.347	82.76	Retired			1:24.155	84.66	2	1:25.509	97.0
15	11d		Patrick Walker	Vincent / Black-Lightning / (1000)	3	5:19.381	66.92	Retired			1:39.129	71.87	2	1:49.471	81.7
123	11d		Sam Bennett	Norton / International / (500)	2	3:01.535	78.49	Retired			1:28.972	80.07	2	1:32.563	97.0
33	11d		Alex Williams	Triumph / T110 / (649)	2	3:16.689	72.44	Retired			1:36.357	73.94	1	1:40.332	89.1

11a - Best Lap : No.82 Mark Taylor - 1:22.205 / 92.5% of Race Winner's Speed : 79.35 mph

11d - Best Lap : No.68 Michael Russell - 1:21.955 / 92.5% of Race Winner's Speed : 78.63 mph

11b - Best Lap : No.74 Jamie O'Brien - 1:24.324 / 92.5% of Race Winner's Speed : 76.25 mph

11c - Best Lap : No.3 Nick Bedford - 1:34.130 / 92.5% of Race Winner's Speed : 68.82 mph

Leaders : No.82 Mark Taylor (1-6)

Start Time : 28/07 - 11:56:36 / Flag Time : 12:04:54 / End Time : 12:06:29

Best lap : No.68 Michael Russell

1:21.955 86.93 mph

Weather : Sunny

Air : 20°C

Track : Dry

Previous Event Record : No.82 Mark Taylor

1:22.264 86.60 mph

Timekeeper *Dave Jones*

Clerk *[Signature]*

[Signature]

Posting Time : **12:07**

Donington Park 2024 (GBR) 27-28/07/2024

Page 1 / 2

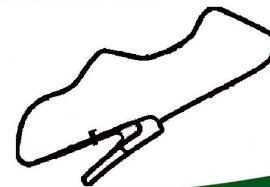
Apex Timing GoRacing





Donington Park

27th & 28th July 2024



11a, 11b, 11c & 11d

Race 27 (Sunday)
Results 6 Laps = 11.874 miles

Document 8

Rnk	No.	Class	Rnk	Driver	Entry	Laps	Time	mph	Gap	Interv.	Best lap	mph	In Lap	2nd Best	Spd	
11a																
1	=	82	11a	1	Mark Taylor	Norton / (500)	6	8:18.309	85.78		1:22.205	86.67	4	1:22.310	94.9	
2	=	137	11a	2	Daniel Jackson	Matchless / G50 / (500)	6	8:26.679	84.37	8.370	1:23.563	85.26	4	1:23.811	93.6	
3	▲1	22	11a	3	Tony Perkin	Norton / Manx / (500)	6	8:30.435	83.75	12.126	3.756	1:24.295	84.52	5	1:24.431	96.6
4	▲1	12	11a	4	Ian Bain	Norton / 30M / (500)	6	8:32.667	83.38	14.358	2.232	1:24.151	84.66	2	1:24.493	97.3
5	▲1	78	11a	5	Justin Keen	Norton / Manx / (500)	6	8:39.466	82.29	21.157	6.799	1:25.270	83.55	2	1:25.738	96.1
6	▲2	56	11a	6	Matthew Hebb	Norton / Manx / (499)	6	9:22.435	76.00	1:04.126	42.969	1:31.949	77.48	5	1:32.003	87.0

Not Classified

		501	11a		Graham Higlett	Matchless / G50 / (499)	4	5:44.347	82.76	Retired		1:24.155	84.66	2	1:25.509	97.0
--	--	-----	-----	--	----------------	-------------------------	---	----------	-------	---------	--	----------	-------	---	----------	------

11a - Best Lap : No.82 Mark Taylor - 1:22.205 / 92.5% of Race Winner's Speed : 79.35 mph

11b

1	▲1	74	11b	1	Jamie O'Brien	Manx / (500)	6	8:38.548	82.43		1:24.324	84.49	5	1:24.474	96.3	
2	▼1	38	11b	2	Andrew Jones	Norton / Manx / (500)	6	8:52.698	80.25	14.150	14.150	1:27.543	81.38	4	1:27.906	93.7
3	=	53	11b	3	Richard Dawson	Norton / Manx / (500)	6	9:00.066	79.15	21.518	7.368	1:27.368	81.54	6	1:28.825	94.9
4	▲1	17	11b	4	Stuart Tonge	Norton / Manx / (500)	6	9:00.614	79.07	22.066	0.548	1:28.242	80.74	6	1:29.032	95.1
5	▲1	631	11b	5	Angela Cragg	Manx / Norton / (499)	6	9:03.194	78.69	24.646	2.580	1:29.453	79.64	4	1:29.497	94.7
6	▲3	65	11b	6	Ken Perch	Norton / Manx / (500)	6	9:30.480	74.93	51.932	27.286	1:31.625	77.76	4	1:32.407	88.0
7	▲1	51	11b	7	Simon Hocking	Norton / 30m / (500)	6	9:30.503	74.93	51.955	0.023	1:33.275	76.38	2	1:33.944	89.5
8	▼1	16	11b	8	Sam Rhodes	Norton / Domi-Racer / (500)	6	9:45.103	73.06	1:06.555	14.600	1:35.652	74.48	3	1:35.779	83.6

11b - Best Lap : No.74 Jamie O'Brien - 1:24.324 / 92.5% of Race Winner's Speed : 76.25 mph

11c

1	▲1	3	11c	1	Nick Bedford	Unknown / Machine	6	9:34.521	74.40			1:34.130	75.69	4	1:34.378	82.7
2	▲1	14	11c	2	Torsten Busch	Norton / Manx / (350)	5	8:22.308	70.92	1 Lap	1 Lap	1:38.339	72.45	5	1:38.459	79.8
3	▲1	46	11c	3	Sebastian Perez-Jnr	AJS / 7R / (350)	5	8:40.097	68.49	1 Lap	17.789	1:40.853	70.64	2	1:42.617	83.5

11c - Best Lap : No.3 Nick Bedford - 1:34.130 / 92.5% of Race Winner's Speed : 68.82 mph

11d

1	▲10	68	11d	1	Michael Russell	Velocette / MSS / (500)	6	8:22.883	85.00			1:21.955	86.93	2	1:22.188	97.8
2	▼1	55	11d	2	Ben Kingham	Vincent / Black-Shadow / (998)	6	8:48.969	80.81	26.086	26.086	1:26.686	82.19	6	1:26.924	95.5
3	▲6	26	11d	3	Paul Stephen	Norton / Man-Inter / (450)	6	9:45.647	72.99	1:22.764	56.678	1:35.959	74.24	2	1:36.772	83.7
4	▲6	62	11d	4	Neil Allman	Norton / Manx / (499)	6	9:53.448	72.03	1:30.565	7.801	1:36.937	73.50	6	1:37.432	84.1

Not Classified

		15	11d		Patrick Walker	Vincent / Black-Lightning / (1000)	3	5:19.381	66.92	Retired		1:39.129	71.87	2	1:49.471	81.7
		123	11d		Sam Bennett	Norton / International / (500)	2	3:01.535	78.49	Retired		1:28.972	80.07	2	1:32.563	97.0
		33	11d		Alex Williams	Triumph / T110 / (649)	2	3:16.689	72.44	Retired		1:36.357	73.94	1	1:40.332	89.1

11d - Best Lap : No.68 Michael Russell - 1:21.955 / 92.5% of Race Winner's Speed : 78.63 mph

Leaders : No.82 Mark Taylor (1-6)

Start Time : 28/07 - 11:56:36 / Flag Time : 12:04:54 / End Time : 12:06:29 Best lap : No.68 Michael Russell 1:21.955 86.93 mph

Weather : Sunny Air : 20°C Track : Dry Previous Event Record : No.82 Mark Taylor 1:22.264 86.60 mph

Timekeeper *Dave Jones* Clerk *Spk* *P. R. A.* Posting Time : **12:07**

Donington Park 2024 (GBR) 27-28/07/2024

Page 2 / 2

Apex Timing GoRacing **APEx**


Motor Sports Timing UK





Donington Park

27th & 28th July 2024



11a, 11b, 11c & 11d

Race 27 (Sunday)
Lap Chart

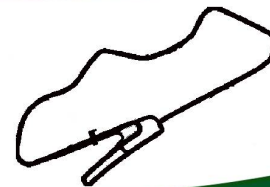
For information purposes. No official / regulatory value

	1	2	3	4	5	6	7	8	9	10	11	12	13	14	15	16	17	18	19	20	21	22	23	24	25	26	27	28	29	30	31	32	33	34	35	36	37	38	39	40	41										
Grid	82	137	501	22	12	38	74	78	53	125	55	93		123	17	631	16	33	48	51	67	8	45	58	65	15	3	26	62	14	46	37	8	68	56	112	27	129	135	29	66										
Start																																																			
Lap 1 <small>Interval</small>	82	137	501	22	12	74	68	78	38	55	123	631	17	53	33	51	56	3	26	65	16	62	14	46	15																										
	1.3	0.9	0.2	0.8	0.9	0.0	0.4	1.3	0.2	0.3	1.4	1.5	0.4	0.3	1.2	3.2	0.2	0.7	0.9	0.7	1.3	2.3	3.0	0.6																											
Lap 2	82	137	68	501	22	12	74	78	55	38	123	631	17	53	51	56	3	33	65	26	16	62	14	15	46																										
	2.8	1.2	0.0	0.5	0.5	2.0	0.4	3.9	0.6	1.0	1.9	1.0	1.0	0.2	6.0	3.2	1.9	0.5	0.3	0.7	1.4	3.4	2.8	4.3	1.1																										
Lap 3	82	68	137	22	12	501	74	78	55	38	631	17	53	51	56	65	3	26	16	62	14	46	15																												
	3.7	0.6	2.2	0.8	0.7	1.8	0.8	5.5	1.2	5.0	0.6	0.0	10.6	1.5	5.0	0.0	3.2	0.0	6.3	3.7	8.6	5.7																													
Lap 4	82	68	137	22	12	501	74	78	55	38	631	17	53	56	51	65	3	16	26	62	14	46																													
	4.6	1.1	3.1	0.9	1.8	0.7	2.1	6.7	1.8	6.9	0.4	0.1	14.9	1.0	3.5	2.5	5.6	0.7	7.0	4.8	12.5																														
Lap 5	82	68	137	22	12	74	78	55	38	17	631	53	56	51	65	3	16	26	62	14	46																														
	4.7	2.2	3.5	1.3	2.1	3.6	9.1	1.9	8.1	0.2	0.1	17.6	4.6	0.4	4.6	8.3	0.3	7.6	5.7	17.7																															
Lap 6	82	68	137	22	12	74	78	55	38	53	17	631	56	65	51	3	16	26	62																																
	4.5	3.7	3.7	2.2	5.8	0.9	9.5	3.7	7.3	0.5	2.5	19.2	8.0	0.0	4.0	10.5	0.5	7.8																																	



Donington Park

27th & 28th July 2024



11a, 11b, 11c & 11d

Race 27 (Sunday) Analysis

For information purposes. No official / regulatory value

Laps	Lap Time
No.3 Nick Bedford	
1	1:41.054
2	1:35.082
3	1:35.357
4	1:34.130
5	1:34.520
6	1:34.378
No.12 Ian Bain	
1	1:29.119
2	1:24.151
3	1:24.781
4	1:24.493
5	1:24.780
6	1:25.343
No.14 Torsten Busch	
1	1:47.126
2	1:38.459
3	1:39.378
4	1:39.006
5	1:38.339
No.15 Patrick Walker	
1	1:50.781
2	1:39.129
3	1:49.471
No.16 Sam Rhodes	
1	1:43.418
2	1:35.779
3	1:35.652
4	1:36.432
5	1:37.165
6	1:36.657
No.17 Stuart Tonge	
1	1:35.569
2	1:29.032
3	1:29.442
4	1:29.283
5	1:29.046
6	1:28.242
No.22 Tony Perkin	
1	1:28.234
2	1:24.466
3	1:24.504
4	1:24.431
5	1:24.295
6	1:24.505
No.26 Paul Stephen	
1	1:41.766
2	1:35.959


Laps	Lap Time
3	1:37.049
4	1:37.285
5	1:36.772
6	1:36.816
No.33 Alex Williams	
1	1:36.357
2	1:40.332
No.38 Andrew Jones	
1	1:31.914
2	1:28.532
3	1:27.906
4	1:27.543
5	1:28.330
6	1:28.473
No.46 Sebastian Perez-Jnr	
1	1:50.181
2	1:40.853
3	1:42.617
4	1:42.893
5	1:43.553
No.51 Simon Hocking	
1	1:37.604
2	1:33.275
3	1:33.944
4	1:34.656
5	1:35.524
6	1:35.500
No.53 Richard Dawson	
1	1:35.999
2	1:28.825
3	1:29.310
4	1:29.303
5	1:29.261
6	1:27.368
No.55 Ben Kingham	
1	1:32.203
2	1:27.574
3	1:27.310
4	1:26.924
5	1:28.272
6	1:26.686
No.56 Matthew Hebb	
1	1:40.824
2	1:33.354
3	1:32.222
4	1:32.003
5	1:31.949
6	1:32.083

Laps	Lap Time
No.62 Neil Allman	
1	1:44.776
2	1:37.916
3	1:38.511
4	1:37.876
5	1:37.432
6	1:36.937
No.65 Ken Perch	
1	1:42.675
2	1:34.329
3	1:34.434
4	1:31.625
5	1:32.407
6	1:35.010
No.68 Michael Russell	
1	1:30.133
2	1:21.955
3	1:22.188
4	1:23.092
5	1:22.805
6	1:22.710
No.74 Jamie O'Brien	
1	1:30.039
2	1:25.307
3	1:25.325
4	1:24.474
5	1:24.324
6	1:29.079
No.78 Justin Keen	
1	1:30.538
2	1:25.270
3	1:25.738
4	1:25.758
5	1:25.791
6	1:26.371
No.82 Mark Taylor	
1	1:25.651
2	1:22.310
3	1:22.537
4	1:22.205
5	1:22.741
6	1:22.865
No.123 Sam Bennett	
1	1:32.563
2	1:28.972
No.137 Daniel Jackson	
1	1:27.012
2	1:23.811



Donington Park

27th & 28th July 2024



11a, 11b, 11c & 11d

Race 27 (Sunday) Analysis


For information purposes. No official / regulatory value

Laps	Lap Time
3	1:24.123
4	1:23.563
5	1:23.893
6	1:24.277
No.501 Graham Higlett	
1	1:27.948
2	1:24.155
3	1:26.735
4	1:25.509
No.631 Angela Cragg	
1	1:34.037
2	1:29.497
3	1:29.887
4	1:29.453
5	1:29.706
6	1:30.614



Donington Park

27th & 28th July 2024



11a, 11b, 11c & 11d

Race 27 (Sunday)

Starting Grid

Document 7

14		66 Richard Ellis Norton / Manx / (499)	29 Steve Higgins Vincent / Lightning / (1000)
13	135 Dario Tosolini Vincent / Black-Lightning / (998)	129 Luke Bailey Norton / Manx / (500)	27 Derek Bunning Norton / Dominator / (600)
12	112 Stevan Radakovic BSA / Goldstar / (500)	56 Matthew Hebb Norton / Manx / (499)	68 Michael Russell Velocette / MSS / (500)
11	6 Barry Burrell Manx / Norton / (500)	37 Cliff Ransley Norton / (350)	46 Sebastian Perez-Jnr AJS / 7R / (350)
10	14 Torsten Busch Norton / Manx / (350)	62 Neil Allman Norton / Manx / (499)	26 Paul Stephen Norton / Man-Inter / (450)
9	3 Nick Bedford Unknown / Machine	15 Patrick Walker Vincent / Black-Lightning / (1000)	65 Ken Perch Norton / Manx / (500)
8	59 David Hebb Norton / Manx / (348)	45 Seb Perez Norton / Manx / (499)	8 Jimmy May Norton / 30M / (490)
7	67 Gordon Russell Norton / Dominator / (600)	51 Simon Hocking Norton / 30m / (500)	49 Richard Hann Manx / Triton / (650)
6	33 Alex Williams Triumph / T110 / (649)	16 Sam Rhodes Norton / Domi-Racer / (500)	631 Angela Cragg Manx / Norton / (499)
5	17 Stuart Tonge Norton / Manx / (500)	123 Sam Bennett Norton / International / (500)	
4	93 Martin Thrower Matchless / G50 / (500)	55 Ben Kingham Vincent / Black-Shadow / (998)	125 Glen English Matchless / G50 / (500)
3	53 Richard Dawson Norton / Manx / (500)	78 Justin Keen Norton / Manx / (500)	74 Jamie O'Brien Manx / (500)
2	38 Andrew Jones Norton / Manx / (500)	12 Ian Bain Norton / 30M / (500)	22 Tony Perkin Norton / Manx / (500)
1	501 Graham Higlett Matchless / G50 / (499)	137 Daniel Jackson Matchless / G50 / (500)	82 Mark Taylor Norton / (500)

POLE POSITION

Start : 28/07 - 11:24 6 Laps = 11.874 miles

Timekeeper *David Jones*

Clerk *[Signature]*

[Signature]

Posting Time : **18:07**

Donington Park 2024 (GBR) 27-28/07/2024

Motor Sports Timing UK

Page 1 / 1

Apex Timing GoRacing

