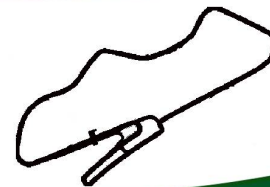




Donington Park

27th & 28th July 2024



11a, 11b, 11c & 11d

Race 17 (Saturday)

Results 6 Laps = 11.874 miles

Document 6

Rnk	No.	Class	Rnk	Driver	Entry	Laps	Time	mph	Gap	Interv.	Best lap	mph	In Lap	2nd Best	Spd
1	82	11a	1	Mark Taylor	Norton / (500)	6	8:21.746	85.20			1:22.736	86.11	3	1:22.809	94.9
2	137	11a	2	Daniel Jackson	Matchless / G50 / (500)	6	8:27.291	84.26	5.545	5.545	1:23.131	85.70	3	1:23.512	93.1
3	501	11a	3	Graham Higlett	Matchless / G50 / (499)	6	8:30.949	83.66	9.203	3.658	1:23.620	85.20	5	1:23.949	97.7
4	22	11a	4	Tony Perkin	Norton / Manx / (500)	6	8:32.968	83.33	11.222	2.019	1:24.081	84.73	6	1:24.582	95.2
5	12	11a	5	Ian Bain	Norton / 30M / (500)	6	8:33.316	83.28	11.570	0.348	1:24.151	84.66	5	1:24.605	97.4
6	74	11b	1	Jamie O'Brien	Manx / (500)	6	8:41.372	81.99	19.626	8.056	1:25.903	82.94	5	1:26.059	94.8
7	38	11b	2	Andrew Jones	Norton / Manx / (500)	6	8:42.112	81.87	20.366	0.740	1:25.610	83.22	2	1:25.638	94.4
8	78	11a	6	Justin Keen	Noton / Manx / (500)	6	8:44.017	81.57	22.271	1.905	1:26.148	82.70	2	1:26.326	94.1
9	55	11d	1	Ben Kingham	Vincent / Black-Shadow / (998)	6	9:01.899	78.88	40.153	17.882	1:28.442	80.55	5	1:28.641	94.0
10	123	11d	2	Sam Bennett	Norton / International / (500)	6	9:02.396	78.81	40.650	0.497	1:28.721	80.30	6	1:28.884	95.5
11	53	11b	3	Richard Dawson	Norton / Manx / (500)	6	9:03.265	78.68	41.519	0.869	1:27.226	81.68	6	1:29.208	94.9
12	631	11b	4	Angela Cragg	Manx / Norton / (499)	6	9:05.359	78.38	43.613	2.094	1:29.372	79.72	6	1:29.692	94.3
13	93	11b	5	Martin Thrower	Matchless / G50 / (500)	6	9:06.658	78.20	44.912	1.299	1:28.696	80.32	5	1:28.724	88.5
14	17	11b	6	Stuart Tonge	Norton / Manx / (500)	6	9:08.614	77.92	46.868	1.956	1:29.117	79.94	5	1:29.644	94.1
15	49	11d	3	Richard Hann	Manx / Triton / (650)	6	9:22.867	75.94	1:01.121	14.253	1:31.997	77.44	2	1:32.704	88.5
16	33	11d	4	Alex Williams	Triumph / T110 / (649)	6	9:24.766	75.69	1:03.020	1.899	1:30.407	78.80	6	1:32.087	88.9
17	8	11d	5	Jimmy May	Norton / 30M / (490)	6	9:27.034	75.39	1:05.288	2.268	1:33.113	76.51	2	1:33.203	86.8
18	67	11d	6	Gordon Russell	Norton / Dominator / (600)	6	9:28.397	75.21	1:06.651	1.363	1:32.999	76.61	3	1:33.117	88.6
19	51	11b	7	Simon Hocking	Norton / 30m / (500)	6	9:29.438	75.07	1:07.692	1.041	1:32.838	76.74	6	1:33.092	89.0
20	45	11d	7	Seb Perez	Norton / Manx / (499)	6	9:31.104	74.85	1:09.358	1.666	1:33.191	76.45	5	1:33.625	84.8
21	65	11b	8	Ken Perch	Norton / Manx / (500)	6	9:37.603	74.01	1:15.857	6.499	1:33.858	75.91	6	1:33.878	88.5
22	59	11c	1	David Hebb	Norton / Manx / (348)	6	9:38.048	73.95	1:16.302	0.445	1:33.801	75.95	3	1:34.112	86.6
23	3	11c	2	Nick Bedford	Unknown / Machine	6	9:38.541	73.89	1:16.795	0.493	1:34.268	75.58	6	1:34.591	83.7
24	26	11d	8	Paul Stephen	Norton / Man-Inter / (450)	6	9:50.623	72.38	1:28.877	12.082	1:35.862	74.32	3	1:36.319	83.5
25	15	11d	9	Patrick Walker	Vincent / Black-Lightning / (1000)	6	9:55.417	71.79	1:33.671	4.794	1:34.243	75.60	6	1:36.375	90.1
26	62	11d	10	Neil Allman	Norton / Manx / (499)	5	8:29.538	69.91	1 Lap	1 Lap	1:39.451	71.64	5	1:39.465	82.3
27	14	11c	3	Torsten Busch	Norton / Manx / (350)	5	8:30.669	69.76	1 Lap	1.131	1:39.520	71.59	5	1:39.636	77.8
28	46	11c	4	Sebastian Perez-Jnr	AJS / 7R / (350)	5	8:46.251	67.69	1 Lap	15.582	1:41.937	69.89	3	1:42.080	81.6
29	37	11c	5	Cliff Ransley	Norton / (350)	5	8:47.271	67.56	1 Lap	1.020	1:42.095	69.78	5	1:43.486	76.3

Not Classified

	16	11b		Sam Rhodes	Norton / Domi-Racer / (500)	2	3:03.865	77.50	Retired		1:29.734	79.39	2	1:34.131	87.7
	125	11a		Glen English	Matchless / G50 / (500)	1	1:27.495	81.43	Retired		1:27.495	81.43	1		92.9

11a - Best Lap : No.82 Mark Taylor - 1:22.736 / 92.5% of Race Winner's Speed : 78.81 mph

11b - Best Lap : No.38 Andrew Jones - 1:25.610 / 92.5% of Race Winner's Speed : 75.84 mph

11d - Best Lap : No.55 Ben Kingham - 1:28.442 / 92.5% of Race Winner's Speed : 72.97 mph

11c - Best Lap : No.59 David Hebb - 1:33.801 / 92.5% of Race Winner's Speed : 68.40 mph

Leaders : No.82 Mark Taylor (1-6)

Start Time : 27/07 - 17:54:47 / Flag Time : 18:03:09 / End Time : 18:04:42

Best lap : No.82 Mark Taylor

1:22.736 86.11 mph

Weather : Overcast

Air : 16°C

Track : Dry

Event Record : No.82 Mark Taylor

1:22.264 86.60 mph

Timekeeper *Dave Jones*

Clerk *Bob*

Paul

Posting Time : **18:05**

Donington Park 2024 (GBR) 27-28/07/2024

Page 1 / 2

Motor Sports Timing UK

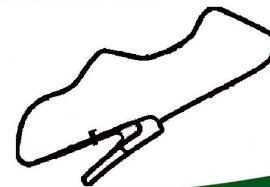
Apex Timing GoRacing **APEx**





Donington Park

27th & 28th July 2024



11a, 11b, 11c & 11d

Race 17 (Saturday)

Results 6 Laps = 11.874 miles

Document 6

Rnk	No.	Class	Rnk	Driver	Entry	Laps	Time	mph	Gap	Interv.	Best lap	mph	In Lap	2nd Best	Spd	
11a																
1	=	82	11a	1	Mark Taylor	Norton / (500)	6	8:21.746	85.20		1:22.736	86.11	3	1:22.809	94.9	
2	▲2	137	11a	2	Daniel Jackson	Matchless / G50 / (500)	6	8:27.291	84.26	5.545	5.545	1:23.131	85.70	3	1:23.512	93.1
3	▲3	501	11a	3	Graham Higlett	Matchless / G50 / (499)	6	8:30.949	83.66	9.203	3.658	1:23.620	85.20	5	1:23.949	97.7
4	▲1	22	11a	4	Tony Perkin	Norton / Manx / (500)	6	8:32.968	83.33	11.222	2.019	1:24.081	84.73	6	1:24.582	95.2
5	▼3	12	11a	5	Ian Bain	Norton / 30M / (500)	6	8:33.316	83.28	11.570	0.348	1:24.151	84.66	5	1:24.605	97.4
6	▲1	78	11a	6	Justin Keen	Noton / Manx / (500)	6	8:44.017	81.57	22.271	10.701	1:26.148	82.70	2	1:26.326	94.1

Not Classified

		125	11a		Glen English	Matchless / G50 / (500)	1	1:27.495	81.43	Retired		1:27.495	81.43	1	92.9
--	--	-----	-----	--	---------------------	-------------------------	---	----------	-------	----------------	--	----------	-------	---	------

11a - Best Lap : No.82 Mark Taylor - 1:22.736 / 92.5% of Race Winner's Speed : 78.81 mph

11b

1	▲1	74	11b	1	Jamie O'Brien	Manx / (500)	6	8:41.372	81.99		1:25.903	82.94	5	1:26.059	94.8	
2	▲1	38	11b	2	Andrew Jones	Norton / Manx / (500)	6	8:42.112	81.87	0.740	0.740	1:25.610	83.22	2	1:25.638	94.4
3	▲1	53	11b	3	Richard Dawson	Norton / Manx / (500)	6	9:03.265	78.68	21.893	21.153	1:27.226	81.68	6	1:29.208	94.9
4	▲2	631	11b	4	Angela Cragg	Manx / Norton / (499)	6	9:05.359	78.38	23.987	2.094	1:29.372	79.72	6	1:29.692	94.3
5	▲5	93	11b	5	Martin Thrower	Matchless / G50 / (500)	6	9:06.658	78.20	25.286	1.299	1:28.696	80.32	5	1:28.724	88.5
6	▲1	17	11b	6	Stuart Tonge	Norton / Manx / (500)	6	9:08.614	77.92	27.242	1.956	1:29.117	79.94	5	1:29.644	94.1
7	▲2	51	11b	7	Simon Hocking	Norton / 30m / (500)	6	9:29.438	75.07	48.066	20.824	1:32.838	76.74	6	1:33.092	89.0
8	=	65	11b	8	Ken Perch	Norton / Manx / (500)	6	9:37.603	74.01	56.231	8.165	1:33.858	75.91	6	1:33.878	88.5

Not Classified

		16	11b		Sam Rhodes	Norton / Domi-Racer / (500)	2	3:03.865	77.50	Retired		1:29.734	79.39	2	1:34.131	87.7
--	--	----	-----	--	-------------------	-----------------------------	---	----------	-------	----------------	--	----------	-------	---	----------	------

11b - Best Lap : No.38 Andrew Jones - 1:25.610 / 92.5% of Race Winner's Speed : 75.84 mph

11c

1	▲1	59	11c	1	David Hebb	Norton / Manx / (348)	6	9:38.048	73.95		1:33.801	75.95	3	1:34.112	86.6	
2	▼1	3	11c	2	Nick Bedford	Unknown / Machine	6	9:38.541	73.89	0.493	0.493	1:34.268	75.58	6	1:34.591	83.7
3	=	14	11c	3	Torsten Busch	Norton / Manx / (350)	5	8:30.669	69.76	1 Lap	1 Lap	1:39.520	71.59	5	1:39.636	77.8
4	▲1	46	11c	4	Sebastian Perez-Jnr	AJS / 7R / (350)	5	8:46.251	67.69	1 Lap	15.582	1:41.937	69.89	3	1:42.080	81.6
5	▼1	37	11c	5	Cliff Ransley	Norton / (350)	5	8:47.271	67.56	1 Lap	1.020	1:42.095	69.78	5	1:43.486	76.3

11c - Best Lap : No.59 David Hebb - 1:33.801 / 92.5% of Race Winner's Speed : 68.40 mph

11d

1	▲1	55	11d	1	Ben Kingham	Vincent / Black-Shadow / (998)	6	9:01.899	78.88		1:28.442	80.55	5	1:28.641	94.0	
2	▲1	123	11d	2	Sam Bennett	Norton / International / (500)	6	9:02.396	78.81	0.497	0.497	1:28.721	80.30	6	1:28.884	95.5
3	▲4	49	11d	3	Richard Hann	Manx / Triton / (650)	6	9:22.867	75.94	20.968	20.471	1:31.997	77.44	2	1:32.704	88.5
4	▲5	33	11d	4	Alex Williams	Triumph / T110 / (649)	6	9:24.766	75.69	22.867	1.899	1:30.407	78.80	6	1:32.087	88.9
5	=	8	11d	5	Jimmy May	Norton / 30M / (490)	6	9:27.034	75.39	25.135	2.268	1:33.113	76.51	2	1:33.203	86.8
6	▲2	67	11d	6	Gordon Russell	Norton / Dominator / (600)	6	9:28.397	75.21	26.498	1.363	1:32.999	76.61	3	1:33.117	88.6
7	▼1	45	11d	7	Seb Perez	Norton / Manx / (499)	6	9:31.104	74.85	29.205	2.707	1:33.191	76.45	5	1:33.625	84.8
8	▲3	26	11d	8	Paul Stephen	Norton / Man-Inter / (450)	6	9:50.623	72.38	48.724	19.519	1:35.862	74.32	3	1:36.319	83.5
9	▲1	15	11d	9	Patrick Walker	Vincent / Black-Lightning / (1000)	6	9:55.417	71.79	53.518	4.794	1:34.243	75.60	6	1:36.375	90.1
10	▲3	62	11d	10	Neil Allman	Norton / Manx / (499)	5	8:29.538	69.91	1 Lap	1 Lap	1:39.451	71.64	5	1:39.465	82.3

11d - Best Lap : No.55 Ben Kingham - 1:28.442 / 92.5% of Race Winner's Speed : 72.97 mph

Leaders : No.82 Mark Taylor (1-6)

Start Time : 27/07 - 17:54:47 / Flag Time : 18:03:09 / End Time : 18:04:42

Best lap : No.82 Mark Taylor

1:22.736 86.11 mph

Weather : Overcast

Air : 16°C

Track : Dry

Event Record : No.82 Mark Taylor

1:22.264 86.60 mph

Timekeeper *Dave Jones*

Clerk *Spk*

PSA

Posting Time : **18:05**

Donington Park 2024 (GBR) 27-28/07/2024

Page 2 / 2


Apex Timing GoRacing **APEx**





Donington Park

27th & 28th July 2024



11a, 11b, 11c & 11d

Race 17 (Saturday)
Lap Chart

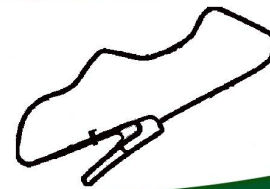
For information purposes. No official / regulatory value

	1	2	3	4	5	6	7	8	9	10	11	12	13	14	15	16	17	18	19	20	21	22	23	24	25	26	27	28	29	30	31	32	33	34	35	36	37	38	39	40	41								
Grid	82	12	125	137	22	50	1	74	78	68	38	55		56	53	16	63	123	112	17	8	45	65	3	51	49	67	33	15	59	26	14	27	37	62	46	93	129	135	29	66								
Start																																																	
Lap 1 Interval	82	125	137	22	12	50	74	78	38	16	63	123	53	55	17	49	93	8	45	67	51	3	33	26	59	65	15	62	14	37	46																		
Lap 2	82	137	50	22	12	74	78	38	16	123	63	55	53	17	93	49	8	67	45	51	33	3	65	59	26	15	62	14	46	37																			
Lap 3	82	137	50	22	12	74	38	78	123	55	63	53	17	93	49	8	67	51	33	45	59	3	65	26	15	62	14	46	37																				
Lap 4	82	137	50	22	12	74	38	78	123	55	63	53	93	17	49	8	67	33	51	45	59	65	3	26	15	62	14	46	37																				
Lap 5	82	137	50	12	22	74	38	78	55	123	63	53	93	17	49	8	33	67	51	45	59	65	3	26	15	62	14	46	37																				
Lap 6	82	137	50	22	12	74	38	78	55	123	53	63	93	17	49	33	8	67	51	45	65	59	3	26	15																								



Donington Park

27th & 28th July 2024



11a, 11b, 11c & 11d

Race 17 (Saturday) Analysis

For information purposes. No official / regulatory value

Laps	Lap Time
No.3 Nick Bedford	
1	1:43.303
2	1:35.597
3	1:35.505
4	1:35.277
5	1:34.591
6	1:34.268
No.8 Jimmy May	
1	1:40.543
2	1:33.113
3	1:33.390
4	1:33.203
5	1:33.546
6	1:33.239
No.12 Ian Bain	
1	1:29.727
2	1:25.239
3	1:24.605
4	1:24.657
5	1:24.151
6	1:24.937
No.14 Torsten Busch	
1	1:50.782
2	1:40.194
3	1:40.537
4	1:39.636
5	1:39.520
No.15 Patrick Walker	
1	1:49.141
2	1:38.172
3	1:37.563
4	1:39.923
5	1:36.375
6	1:34.243
No.16 Sam Rhodes	
1	1:34.131
2	1:29.734
No.17 Stuart Tonge	
1	1:38.361
2	1:30.345
3	1:30.942
4	1:30.205
5	1:29.117
6	1:29.644
No.22 Tony Perkin	
1	1:29.361
2	1:25.417
3	1:24.693

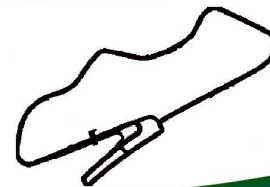
Laps	Lap Time
4	1:24.582
5	1:24.834
6	1:24.081
No.26 Paul Stephen	
1	1:44.066
2	1:36.319
3	1:35.862
4	1:37.662
5	1:38.026
6	1:38.688
No.33 Alex Williams	
1	1:43.308
2	1:33.271
3	1:33.258
4	1:32.087
5	1:32.435
6	1:30.407
No.37 Cliff Ransley	
1	1:52.883
2	1:43.934
3	1:43.486
4	1:44.873
5	1:42.095
No.38 Andrew Jones	
1	1:31.524
2	1:25.610
3	1:25.734
4	1:27.378
5	1:26.228
6	1:25.638
No.45 Seb Perez	
1	1:41.729
2	1:34.478
3	1:34.298
4	1:33.625
5	1:33.191
6	1:33.783
No.46 Sebastian Perez-Jnr	
1	1:54.060
2	1:42.080
3	1:41.937
4	1:42.974
5	1:45.200
No.49 Richard Hann	
1	1:39.128
2	1:31.997
3	1:32.704
4	1:32.855

Laps	Lap Time
5	1:32.897
6	1:33.286
No.51 Simon Hocking	
1	1:42.149
2	1:34.269
3	1:33.092
4	1:33.937
5	1:33.153
6	1:32.838
No.53 Richard Dawson	
1	1:36.146
2	1:30.391
3	1:29.701
4	1:30.593
5	1:29.208
6	1:27.226
No.55 Ben Kingham	
1	1:36.409
2	1:29.450
3	1:29.759
4	1:28.641
5	1:28.442
6	1:29.198
No.59 David Hebb	
1	1:45.306
2	1:34.694
3	1:33.801
4	1:34.112
5	1:35.199
6	1:34.936
No.62 Neil Allman	
1	1:49.554
2	1:40.720
3	1:40.348
4	1:39.465
5	1:39.451
No.65 Ken Perch	
1	1:45.407
2	1:33.878
3	1:35.266
4	1:34.967
5	1:34.227
6	1:33.858
No.67 Gordon Russell	
1	1:41.845
2	1:33.730
3	1:32.999
4	1:33.268



Donington Park

27th & 28th July 2024



11a, 11b, 11c & 11d

Race 17 (Saturday) Analysis

For information purposes. No official / regulatory value

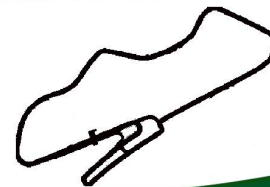
Laps	Lap Time
5	1:33.438
6	1:33.117
No.74 Jamie O'Brien	
1	1:29.900
2	1:26.204
3	1:26.124
4	1:26.059
5	1:25.903
6	1:27.182
No.78 Justin Keen	
1	1:30.352
2	1:26.148
3	1:27.391
4	1:26.854
5	1:26.326
6	1:26.946
No.82 Mark Taylor	
1	1:26.056
2	1:22.828
3	1:22.736
4	1:22.809
5	1:23.380
6	1:23.937
No.93 Martin Thrower	
1	1:39.512
2	1:30.015
3	1:30.724
4	1:28.987
5	1:28.696
6	1:28.724
No.123 Sam Bennett	
1	1:35.703
2	1:28.884
3	1:29.306
4	1:30.106
5	1:29.676
6	1:28.721
No.125 Glen English	
1	1:27.495
No.137 Daniel Jackson	
1	1:28.305
2	1:23.512
3	1:23.131
4	1:23.609
5	1:24.569
6	1:24.165
No.501 Graham Higlett	
1	1:29.898

Laps	Lap Time
2	1:24.282
3	1:24.013
4	1:25.187
5	1:23.620
6	1:23.949
No.631 Angela Cragg	
1	1:35.338
2	1:30.157
3	1:30.559
4	1:30.241
5	1:29.692
6	1:29.372



Donington Park

27th & 28th July 2024



11a, 11b, 11c & 11d

Race 17 (Saturday)

Starting Grid

Document 5

14		66 Richard Ellis Norton / Manx / (499)	29 Steve Higgins Vincent / Lightning / (1000)
13	135 Dario Tosolini Vincent / Black-Lightning / (998)	129 Luke Bailey Norton / Manx / (500)	93 Martin Thrower Matchless / G50 / (500)
12	46 Sebastian Perez-Jnr AJS / 7R / (350)	62 Neil Allman Norton / Manx / (499)	37 Cliff Ransley Norton / (350)
11	27 Derek Bunning Norton / Dominator / (600)	14 Torsten Busch Norton / Manx / (350)	26 Paul Stephen Norton / Man-Inter / (450)
10	59 David Hebb Norton / Manx / (348)	15 Patrick Walker Vincent / Black-Lightning / (1000)	33 Alex Williams Triumph / T110 / (649)
9	67 Gordon Russell Norton / Dominator / (600)	49 Richard Hann Manx / Triton / (650)	51 Simon Hocking Norton / 30m / (500)
8	3 Nick Bedford Unknown / Machine	65 Ken Perch Norton / Manx / (500)	45 Seb Perez Norton / Manx / (499)
7	8 Jimmy May Norton / 30M / (490)	17 Stuart Tonge Norton / Manx / (500)	112 Stevan Radakovic BSA / Goldstar / (500)
6	123 Sam Bennett Norton / International / (500)	631 Angela Cragg Manx / Norton / (499)	16 Sam Rhodes Norton / Domi-Racer / (500)
5	53 Richard Dawson Norton / Manx / (500)	56 Matthew Hebb Norton / Manx / (499)	
4	55 Ben Kingham Vincent / Black-Shadow / (998)	38 Andrew Jones Norton / Manx / (500)	68 Michael Russell Velocette / MSS / (500)
3	78 Justin Keen Norton / Manx / (500)	74 Jamie O'Brien Manx / (500)	6 Barry Burrell Manx / Norton / (500)
2	501 Graham Higlett Matchless / G50 / (499)	22 Tony Perkin Norton / Manx / (500)	137 Daniel Jackson Matchless / G50 / (500)
1	125 Glen English Matchless / G50 / (500)	12 Ian Bain Norton / 30M / (500)	82 Mark Taylor Norton / (500)

POLE POSITION

Start : 27/07 - 16:58 6 Laps = 11.874 miles

Timekeeper *Dave Jones*

Clerk *[Signature]*

[Signature]

Posting Time : **15:10**

Donington Park 2024 (GBR) 27-28/07/2024

Motor Sports Timing UK

Page 1 / 1

Apex Timing GoRacing

