



BARRY SHEENE MEMORIAL TROPHY

Two 25-minute, two-rider races for motorcycles of a type
that raced up to 1966



Goodwood Revival Meeting
Goodwood Motor Circuit
8th /10th September 2023



Timing & Results Provided by Timing Solutions Ltd

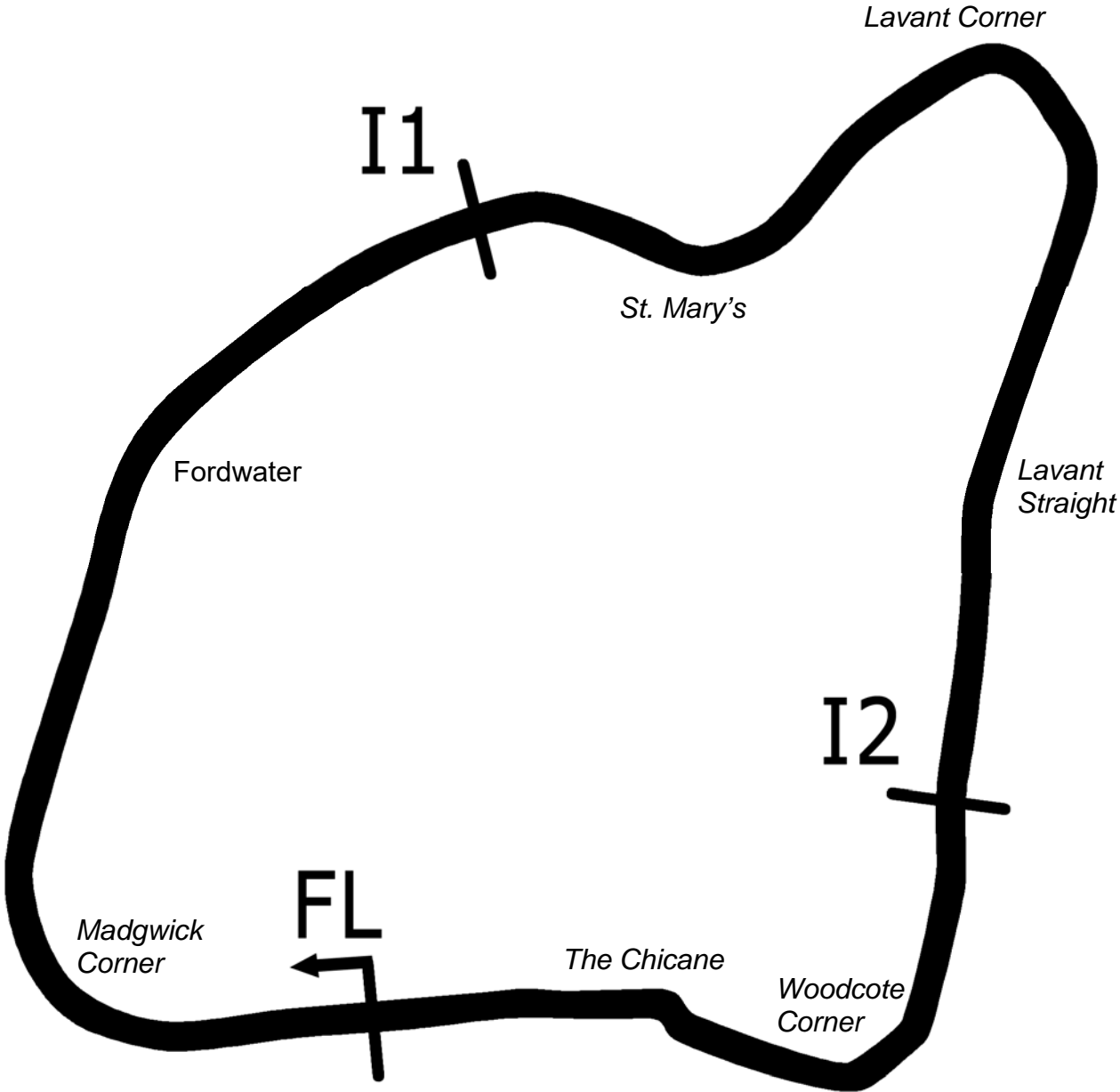
www.tsl-timing.com

Goodwood



SPORTS TIMING

TIMING SOLUTIONS LTD



Length	2.4000 miles	3862.4 m	
FL		50.89795 N	0.75262 W
I1	1344m	50.85752 N	0.76445 W
I2	2935m	50.86335 N	0.75671 W
Pit Entry	3677m	50.89216 N	0.75302 W
Pit Exit	0m before FL	N	W
Pit Entry–Pit Exit 135m, 9.7s @50kph, 8.1s @60kph			

All results available at www.tsl-timing.com



Barry Sheene Memorial Trophy

OFFICIAL PRACTICE - RACES 3 & 10 - CLASSIFICATION

POS	NO	NAME	ENTRY	TIME	ON	LAPS	GAP	DIFF	MPH
1	23	TODD / THOMAS	Norton Manx 30M - 1960	1:29.175	19	19			96.08
2	12	BROGAN / BAIN	Norton Manx 30M - 1962	1:29.275	13	19	0.100	0.100	95.97
3	68	RUTTER / RUSSELL	Norton Manx 30M - 1961	1:29.930	14	16	0.755	0.655	95.27
4	25	HARRISON / FARRALL	Matchless G50 - 1961	1:30.269	18	19	1.094	0.339	94.91
5	17	HILL / TONGE	Norton Manx 30M - 1961	1:30.335	9	14	1.160	0.066	94.84
6	22	MCCONNELL / PERKIN	Norton Manx 30M - 1962	1:30.729	15	16	1.554	0.394	94.43
7	37	HILLIER / JACKSON	Matchless G50 - 1962	1:30.752	19	19	1.577	0.023	94.41
8	4	COOPER / BARDELL	Matchless G50 - 1962	1:31.142	10	16	1.967	0.390	94.00
9	45	MCGUINNESS / PEREZ	Matchless G50 - 1962	1:31.568	8	19	2.393	0.426	93.56
10	125	PLATER / ENGLISH	Matchless G50 - 1962	1:31.699	8	12	2.524	0.131	93.43
11	29	MCLEAN / WOOLSEY	Vincent Godet Grey Flash - 1950	1:32.018	12	14	2.843	0.319	93.11
12	129	MAINWARING-SMART / BAILEY	Matchless G50 - 1962	1:32.245	7	13	3.070	0.227	92.88
13	2	BARRIER / FOLCH-RUSINOL JNR	Norton Manx 30M - 1962	1:33.096	17	18	3.921	0.851	92.03
14	53	BURRELL / DAWSON	Norton Manx 30M - 1962	1:33.165	17	18	3.990	0.069	91.96
15	74	LEE / O'BRIEN	Norton Manx 30M - 1962	1:33.542	18	18	4.367	0.377	91.59
16	11	BROOKES / REBHOLZ	BMW Kaczor R50S - 1966	1:34.589	14	16	5.414	1.047	90.58
17	75	COSTELLO / LEIGH PEMBERTON	Norton Manx 30M - 1962	1:34.793	6	18	5.618	0.204	90.38
18	67	DAY / STEPHEN	Norton Manx 30M - 1962	1:34.878	7	15	5.703	0.085	90.30
19	7	PARRISH / SHEENE	Norton Manx 30M - 1962	1:35.842	3	14	6.667	0.964	89.39
20	52	LAVERTY / OTTLINGER	BMW R54 Oskar Liebmann Special - 1953	1:36.084	15	17	6.909	0.242	89.17
21	63	CHILD / CRAGG	Norton Manx 30M - 1962	1:36.137	15	18	6.962	0.053	89.12
22	10	GRANT / MAY	Manx Norton 30M - 1962	1:38.101	15	18	8.926	1.964	87.33
23	56	DUFFUS / HEBB	Norton Manx 30M - 1962	1:38.686	6	6	9.511	0.585	86.82
24	39	RUSSELL / GUTSCH	BMW RS54 Short Stroke - 1954	1:38.962	5	15	9.787	0.276	86.57
25	100	RESCH / CLAUSEN	BMW Kaczor R50S - 1963	1:38.999	15	17	9.824	0.037	86.54
26	9	MOSSEY / MOSSEY	Norton Manx - 1963	1:40.982	9	9	11.807	1.983	84.84
27	3	ASHBY / STOKES	Norton Manx 30M - 1961	1:41.002	13	16	11.827	0.020	84.83
28	35	CUMMINS / BUSH	Norton Manx 30M - 1962	1:44.901	2	2	15.726	3.899	81.67
29	21	HEDGER / KINGHAM	Matchless G50 - 1960	1:47.009	2	3	17.834	2.108	80.06
30	42	DUNLOP / HORNBY	MV Agusta 500/3 - 1966			1			

Weather / Track : Sunny / Dry

These results are provisional until the conclusion of any judicial and technical matters.

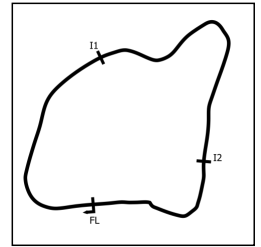
Goodwood: 2.3800 miles

Date: 08/09/2023 Start: 10:43 Finish: 11:13

Clerk Of Course : A MacBride	Stewards :	Timekeeper : Sarah Evans
------------------------------	------------	--------------------------

Barry Sheene Memorial Trophy

OFFICIAL PRACTICE - RACES 3 & 10 - SECTOR ANALYSIS



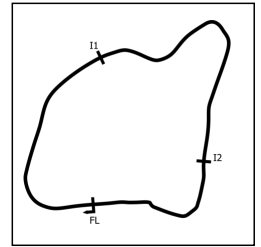
SECTOR 1 = FL to I1, SECTOR 2 = I1 to I2, SECTOR 3 = I2 to FL, DIFF = Difference To Personal Best Lap, P = Crossed Finish Line in Pit Lane, D = Time Disallowed

P1 23		TODD / THOMAS				Norton Manx 30M - 1960			
IDEAL LAP TIME : 1:29.001		BEST LAP TIME : 1:29.175		DIFFERENCE : 0.174					
Davey TODD		George THOMAS							
LAP	SECTOR 1	SECTOR 2		SECTOR 3		LAP TIME	MPH	DIFF	TIME OF DAY
1 - D2		42.434	120.0	26.748	100.0				10:45:18.071
2 - D2	30.375	39.837	122.0	24.977	101.9	1:35.189	90.01	6.014	10:46:53.260
3 - D2	28.998	39.342	122.9	24.527	101.9	1:32.867	92.26	3.692	10:48:26.127
4 - D2	28.972	39.164	122.9	24.203	101.8	1:32.339	92.78	3.164	10:49:58.466
5 - D2	29.050	38.927	122.9	24.485	100.4	1:32.462	92.66	3.287	10:51:30.928
6 - D2	28.866	39.138	122.9	25.892	100.0	1:33.896	91.24	4.721	10:53:04.824
7 - D2	29.133	39.560	121.7	IN PIT		2:00.969	P 70.82	31.794	10:55:05.793
8 - D2	OUTLAP	40.543	122.0	25.524	100.4	1:42.775	83.36	13.600	10:56:48.568
9 - D2	29.315	40.310	120.2	24.940	100.1	1:34.565	90.60	5.390	10:58:23.133
10 - D2	29.234	38.425	124.9	24.067	101.5	1:31.726	93.40	2.551	10:59:54.859
11 - D2	28.479	37.895	125.4	23.913	101.0	1:30.287	94.89	1.112	11:01:25.146
12 - D2	28.414	38.877	123.3	23.837	101.0	1:31.128	94.02	1.953	11:02:56.274
13 - D2	28.314	38.795	123.8	23.740	100.9	1:30.849	94.31	1.674	11:04:27.123
14 - D2	28.184	38.131	124.9	23.498	101.8	1:29.813	(3) 95.39	0.638	11:05:56.936
15 - D2	28.044	38.103	124.5	24.574	100.6	1:30.721	94.44	1.546	11:07:27.657
16 - D2	28.097	38.024	124.5	23.373	102.2	1:29.494	(2) 95.73	0.319	11:08:57.151
17 - D2	28.224	38.496	122.2	23.538	101.3	1:30.258	94.92	1.083	11:10:27.409
18 - D2	28.272	38.199	122.4	23.366	101.3	1:29.837	95.37	0.662	11:11:57.246
19 - D2	28.218	37.797	123.5	23.160	103.4	1:29.175	(1) 96.08		11:13:26.421

P2 12		BROGAN / BAIN				Norton Manx 30M - 1962			
IDEAL LAP TIME : 1:28.967		BEST LAP TIME : 1:29.275		DIFFERENCE : 0.308					
Steve BROGAN		Ian BAIN							
LAP	SECTOR 1	SECTOR 2		SECTOR 3		LAP TIME	MPH	DIFF	TIME OF DAY
1 - D1		44.199	119.8	27.486	97.9				10:45:22.263
2 - D1	29.437	40.211	122.0	25.988	100.3	1:35.636	89.58	6.361	10:46:57.899
3 - D1	28.935	41.210	117.9	27.361	97.2	1:37.506	87.87	8.231	10:48:35.405
4 - D1	29.361	39.955	120.4	25.108	100.3	1:34.424	90.73	5.149	10:50:09.829
5 - D1	29.527	39.786	115.9	25.107	98.5	1:34.420	90.74	5.145	10:51:44.249
6 - D1	28.975	39.479	118.5	IN PIT		2:00.135	P 71.31	30.860	10:53:44.384
7 - D1	OUTLAP	40.015	118.9	24.748	96.9	1:38.811	86.71	9.536	10:55:23.195
8 - D1	28.396	38.273	120.2	24.420	98.2	1:31.089	94.06	1.814	10:56:54.284
9 - D1	28.594	38.185	117.7	23.455	98.1	1:30.234	94.95	0.959	10:58:24.518
10 - D1	27.915	38.104	118.1	23.426	97.8	1:29.445	(2) 95.79	0.170	10:59:53.963
11 - D1	28.554	38.747	115.9	24.203	98.1	1:31.504	93.63	2.229	11:01:25.467
12 - D1	28.371	38.996	120.2	23.753	98.2	1:31.120	94.02	1.845	11:02:56.587
13 - D1	28.139	37.970	117.7	23.166	97.9	1:29.275	(1) 95.97		11:04:25.862
14 - D1	28.179	38.906	116.3	23.242	98.3	1:30.327	94.85	1.052	11:05:56.189
15 - D1	28.354	38.057	117.9	23.680	97.6	1:30.091	95.10	0.816	11:07:26.280
16 - D1	28.469	37.889	118.3	23.163	98.1	1:29.521	(3) 95.70	0.246	11:08:55.801
17 - D1	35.449	44.820	104.0	25.262	95.4	1:45.531	81.18	16.256	11:10:41.332
18 - D1	30.944	40.794	114.1	24.092	97.8	1:35.830	89.40	6.555	11:12:17.162
19 - D1	28.853	39.426	117.1	23.725	93.8	1:32.004	93.12	2.729	11:13:49.166

Barry Sheene Memorial Trophy

OFFICIAL PRACTICE - RACES 3 & 10 - SECTOR ANALYSIS



SECTOR 1 = FL to I1, SECTOR 2 = I1 to I2, SECTOR 3 = I2 to FL, DIFF = Difference To Personal Best Lap, P = Crossed Finish Line in Pit Lane, D = Time Disallowed

P3	68	RUTTER / RUSSELL				Norton Manx 30M - 1961			
IDEAL LAP TIME : 1:29.300		BEST LAP TIME : 1:29.930		DIFFERENCE : 0.630					
Michael RUTTER		Michael RUSSELL							
LAP	SECTOR 1	SECTOR 2		SECTOR 3		LAP TIME	MPH	DIFF	TIME OF DAY

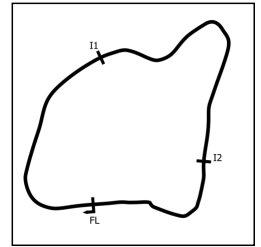
1 - D2		42.369	121.7	26.420	98.6				10:45:19.635
2 - D2	28.760	39.338	121.7	24.779	100.1	1:32.877	92.25	2.947	10:46:52.512
3 - D2	28.446	38.406	122.2	24.305	100.3	1:31.157	93.99	1.227	10:48:23.669
4 - D2	28.381	38.035	122.2	23.893	100.4	1:30.309	94.87	0.379	10:49:53.978
5 - D2	28.209	37.749	122.4	24.011	99.4	1:29.969 (2)	95.23	0.039	10:51:23.947
6 - D2	28.047	37.907	122.0	IN PIT		2:06.741 P	67.60	36.811	10:53:30.688
7 - D2	OUTLAP	41.188	111.6	25.866	94.7	1:41.568	84.35	11.638	10:55:12.256
8 - D2	29.960	39.533	117.1	24.521	96.8	1:34.014	91.13	4.084	10:56:46.270
9 - D2	29.133	39.298	116.1	24.247	97.3	1:32.678	92.44	2.748	10:58:18.948
10 - D2	30.035	39.478	116.5	24.333	96.9	1:33.846	91.29	3.916	10:59:52.794
11 - D2	29.326	39.145	116.1	25.219	98.2	1:33.690	91.45	3.760	11:01:26.484
12 - D2	29.183	38.238	121.7	23.591	98.5	1:31.012	94.14	1.082	11:02:57.496
13 - D2	28.384	38.140	120.4	23.677	98.6	1:30.201 (3)	94.98	0.271	11:04:27.697
14 - D2	28.234	38.192	120.9	23.504	99.1	1:29.930 (1)	95.27		11:05:57.627
15 - D2	28.363	38.988	119.6	23.514	99.7	1:30.865	94.29	0.935	11:07:28.492
16 - D2	28.322	38.408	120.6	23.601	99.1	1:30.331	94.85	0.401	11:08:58.823

P4	25	HARRISON / FARRALL				Matchless G50 - 1961			
IDEAL LAP TIME : 1:30.237		BEST LAP TIME : 1:30.269		DIFFERENCE : 0.032					
Dean HARRISON		Mike FARRALL							
LAP	SECTOR 1	SECTOR 2		SECTOR 3		LAP TIME	MPH	DIFF	TIME OF DAY

1 - D2		44.073	115.7	27.074	94.6				10:45:24.580
2 - D2	30.327	41.001	116.7	25.571	95.3	1:36.899	88.42	6.630	10:47:01.479
3 - D2	30.061	40.509	116.3	24.842	95.1	1:35.412	89.80	5.143	10:48:36.891
4 - D2	29.779	40.732	114.9	IN PIT		2:16.931 P	62.57	46.662	10:50:53.822
5 - D2	OUTLAP	42.871	113.1	26.101	95.3	1:43.589	82.71	13.320	10:52:37.411
6 - D2	30.126	40.676	115.5	24.719	94.9	1:35.521	89.69	5.252	10:54:12.932
7 - D2	29.997	40.229	115.1	24.188	95.8	1:34.414	90.74	4.145	10:55:47.346
8 - D2	29.644	39.510	118.5	25.961	94.1	1:35.115	90.08	4.846	10:57:22.461
9 - D2	29.207	40.205	116.5	24.515	96.8	1:33.927	91.21	3.658	10:58:56.388
10 - D2	29.016	39.549	115.3	23.688	96.4	1:32.253	92.87	1.984	11:00:28.641
11 - D2	28.851	38.442	117.1	25.279	93.8	1:32.572	92.55	2.303	11:02:01.213
12 - D2	30.280	41.536	109.2	24.576	96.4	1:36.392	88.88	6.123	11:03:37.605
13 - D2	28.905	39.728	115.1	24.151	96.1	1:32.784	92.34	2.515	11:05:10.389
14 - D2	29.462	39.168	98.6	25.330	96.6	1:33.960	91.18	3.691	11:06:44.349
15 - D2	28.920	38.260	117.7	24.243	96.8	1:31.423 (3)	93.71	1.154	11:08:15.772
16 - D2	33.255	39.736	115.3	24.230	96.8	1:37.221	88.12	6.952	11:09:52.993
17 - D2	28.714	39.608	115.7	24.839	96.4	1:33.161	91.96	2.892	11:11:26.154
18 - D2	28.746	37.851	117.9	23.672	97.3	1:30.269 (1)	94.91		11:12:56.423
19 - D2	28.740	38.005	118.1	23.804	97.5	1:30.549 (2)	94.62	0.280	11:14:26.972

Barry Sheene Memorial Trophy

OFFICIAL PRACTICE - RACES 3 & 10 - SECTOR ANALYSIS



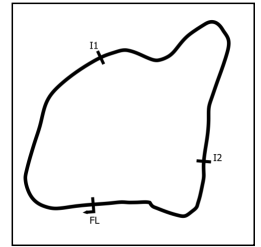
SECTOR 1 = FL to I1, SECTOR 2 = I1 to I2, SECTOR 3 = I2 to FL, DIFF = Difference To Personal Best Lap, P = Crossed Finish Line in Pit Lane, D = Time Disallowed

P5 17		HILL / TONGE		Norton Manx 30M - 1961					
IDEAL LAP TIME : 1:30.192		BEST LAP TIME : 1:30.335		DIFFERENCE : 0.143					
Tommy HILL		Stuart TONGE							
LAP	SECTOR 1	SECTOR 2	SECTOR 3	LAP TIME	MPH	DIFF	TIME OF DAY		
1 - D2		47.512	115.5	28.749	96.9				10:45:35.004
2 - D2	31.816	44.579	116.7	28.471	96.9	1:44.866	81.70	14.531	10:47:19.870
3 - D2	32.537	45.532	115.5	28.193	96.4	1:46.262	80.63	15.927	10:49:06.132
4 - D2	31.603	44.791	114.7	IN PIT		5:12.390 P	27.42	3:42.055	10:54:18.522
5 - D2	OUTLAP	40.431	119.6	24.784	99.8	1:41.331	84.55	10.996	10:55:59.853
6 - D2	29.245	38.702	120.6	24.280	99.2	1:32.227	92.90	1.892	10:57:32.080
7 - D2	28.777	38.187	121.3	23.923	99.8	1:30.887 (2)	94.27	0.552	10:59:02.967
8 - D2	29.232	38.408	119.8	23.499	100.3	1:31.139 (3)	94.01	0.804	11:00:34.106
9 - D2	28.741	38.164	120.2	23.430	100.0	1:30.335 (1)	94.84		11:02:04.441
10 - D2	28.598	38.391	119.8	IN PIT		2:26.353 P	58.54	56.018	11:04:30.794
11 - D2	OUTLAP	44.313	111.1	28.784	96.6	1:47.450	79.73	17.115	11:06:18.244
12 - D2	31.591	44.513	115.3	27.906	96.8	1:44.010	82.37	13.675	11:08:02.254
13 - D2	31.311	43.663	113.3	27.812	96.8	1:42.786	83.35	12.451	11:09:45.040
14 - D2	31.160	44.693	114.1	29.016	95.4	1:44.869	81.70	14.534	11:11:29.909

P6 22		MCCONNELL / PERKIN		Norton Manx 30M - 1962					
IDEAL LAP TIME : 1:30.376		BEST LAP TIME : 1:30.729		DIFFERENCE : 0.353					
Billy MCCONNELL		Tony PERKIN							
LAP	SECTOR 1	SECTOR 2	SECTOR 3	LAP TIME	MPH	DIFF	TIME OF DAY		
1 - D1		45.499	116.7	29.612	95.4				10:45:33.637
2 - D1	30.380	41.906	114.9	IN PIT		4:51.137 P	29.42	3:20.408	10:50:24.774
3 - D1	OUTLAP	40.769	116.7	25.061	96.6	1:44.608	81.90	13.879	10:52:09.382
4 - D1	29.263	39.987	116.1	24.697	97.5	1:33.947	91.20	3.218	10:53:43.329
5 - D1	29.147	39.562	117.5	24.490	97.2	1:33.199	91.93	2.470	10:55:16.528
6 - D1	29.124	39.992	115.1	IN PIT		2:10.240 P	65.78	39.511	10:57:26.768
7 - D1	OUTLAP	40.974	114.3	25.530	98.6	1:41.361	84.52	10.632	10:59:08.129
8 - D1	29.970	40.199	119.1	26.213	99.1	1:36.382	88.89	5.653	11:00:44.511
9 - D1	30.517	41.940	114.3	24.746	96.8	1:37.203	88.14	6.474	11:02:21.714
10 - D1	29.866	39.347	116.5	23.960	98.3	1:33.173	91.95	2.444	11:03:54.887
11 - D1	29.957	39.242	117.3	24.302	98.3	1:33.501	91.63	2.772	11:05:28.388
12 - D1	29.721	38.666	116.9	23.592	99.2	1:31.979 (2)	93.15	1.250	11:07:00.367
13 - D1	28.652	39.341	118.5	24.742	100.1	1:32.735 (3)	92.39	2.006	11:08:33.102
14 - D1	29.799	39.515	114.9	23.986	99.1	1:33.300	91.83	2.571	11:10:06.402
15 - D1	28.840	38.343	116.9	23.546	99.5	1:30.729 (1)	94.43		11:11:37.131
16 - D1	28.487	40.811	114.9	23.598	98.9	1:32.896	92.23	2.167	11:13:10.027

Barry Sheene Memorial Trophy

OFFICIAL PRACTICE - RACES 3 & 10 - SECTOR ANALYSIS



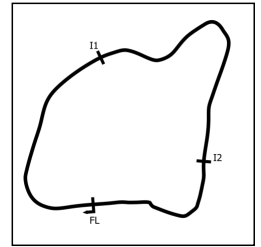
SECTOR 1 = FL to I1, SECTOR 2 = I1 to I2, SECTOR 3 = I2 to FL, DIFF = Difference To Personal Best Lap, P = Crossed Finish Line in Pit Lane, D = Time Disallowed

P7 37		HILLIER / JACKSON				Matchless G50 - 1962		
IDEAL LAP TIME : 1:30.396		BEST LAP TIME : 1:30.752		DIFFERENCE : 0.356				
James HILLIER		Dan JACKSON						
LAP	SECTOR 1	SECTOR 2	SECTOR 3	LAP TIME	MPH	DIFF	TIME OF DAY	
1 - D2		42.666	114.9	26.715	95.0			
2 - D2	29.762	39.840	115.7	24.889	97.3	1:34.491	90.67	
3 - D2	29.350	39.170	115.9	26.705	94.1	1:35.225	89.97	
4 - D2	30.049	39.646	113.7	25.375	97.2	1:35.070	90.12	
5 - D2	29.603	39.167	113.1	24.267	96.9	1:33.037	92.09	
6 - D2	29.774	38.786	112.7	24.238	96.4	1:32.798	92.32	
7 - D2	29.639	38.741	113.3	24.173	95.5	1:32.553	92.57	
8 - D2	29.780	38.887	113.3	24.760	94.9	1:33.427	91.70	
9 - D2	30.424	40.156	106.1	IN PIT		2:01.648 P	70.43	
10 - D2	OUTLAP	40.884	116.7	25.269	96.9	1:40.831	84.97	
11 - D2	29.612	39.550	115.5	24.349	98.3	1:33.511	91.62	
12 - D2	29.475	39.195	117.7	24.295	98.1	1:32.965	92.16	
13 - D2	28.949	39.467	117.1	23.754	98.6	1:32.170	92.95	
14 - D2	28.999	39.462	118.1	23.756	98.1	1:32.217	92.91	
15 - D2	28.710	38.614	118.3	24.822	96.8	1:32.146	92.98	
16 - D2	28.948	38.167	117.7	24.199	98.5	1:31.314 (3)	93.83	
17 - D2	29.031	38.716	115.9	23.838	98.2	1:31.585	93.55	
18 - D2	29.026	38.364	118.3	23.548	99.2	1:30.938 (2)	94.21	
19 - D2	28.930	38.303	118.7	23.519	99.1	1:30.752 (1)	94.41	
							11:13:51.930	

P8 4		COOPER / BARDELL				Matchless G50 - 1962		
IDEAL LAP TIME : 1:31.142		BEST LAP TIME : 1:31.142		DIFFERENCE : 0.000				
Richard COOPER		Peter BARDELL						
LAP	SECTOR 1	SECTOR 2	SECTOR 3	LAP TIME	MPH	DIFF	TIME OF DAY	
1 - D2		44.239	118.3	26.773	98.3			
2 - D2	29.945	40.788	117.7	24.945	99.1	1:35.678	89.55	
3 - D2	29.749	41.015	117.3	IN PIT		2:34.937 P	55.29	
4 - D2	OUTLAP	40.860	121.3	25.827	98.2	1:40.900	84.91	
5 - D2	29.354	39.777	119.8	24.584	100.1	1:33.715	91.42	
6 - D2	28.910	40.069	116.5	IN PIT		2:43.543 P	52.38	
7 - D2	OUTLAP	40.536	120.6	24.961	99.8	1:39.013	86.53	
8 - D2	29.294	39.212	119.8	24.647	99.8	1:33.153 (3)	91.97	
9 - D2	28.800	38.704	120.9	24.139	100.6	1:31.643 (2)	93.49	
10 - D2	28.592	38.635	119.4	23.915	99.2	1:31.142 (1)	94.00	
11 - D2	29.623	48.349	77.1	IN PIT		4:55.755 P	28.96	
12 - D2	OUTLAP	41.233	114.1	25.129	99.1	1:43.624	82.68	
13 - D2	30.055	39.940	113.3	25.277	97.8	1:35.272	89.93	
14 - D2	30.114	40.055	115.1	24.978	96.8	1:35.147	90.05	
15 - D2	30.156	43.746	112.5	25.218	98.6	1:39.120	86.44	
16 - D2	30.668	40.974	112.5	26.518	96.0	1:38.160	87.28	
							3:24.613	
							11:06:40.698	
							11:08:24.322	
							11:09:59.594	
							11:11:34.741	
							11:13:13.861	
							11:14:52.021	

Barry Sheene Memorial Trophy

OFFICIAL PRACTICE - RACES 3 & 10 - SECTOR ANALYSIS



SECTOR 1 = FL to I1, SECTOR 2 = I1 to I2, SECTOR 3 = I2 to FL, DIFF = Difference To Personal Best Lap, P = Crossed Finish Line in Pit Lane, D = Time Disallowed

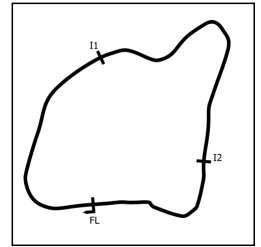
P9 45		MCGUINNESS / PEREZ				Matchless G50 - 1962			
IDEAL LAP TIME : 1:31.348		BEST LAP TIME : 1:31.568		DIFFERENCE : 0.220					
John MCGUINNESS		Seb PEREZ							
LAP	SECTOR 1	SECTOR 2	SECTOR 3	LAP TIME	MPH	DIFF	TIME OF DAY		
1 - D1		44.192	114.7	27.448	95.3		10:45:22.683		
2 - D1	29.684	40.116	116.3	25.852	97.1	4.084	10:46:58.335		
3 - D1	29.115	39.593	117.1	24.643	96.2	1.783	10:48:31.686		
4 - D1	29.369	39.237	115.9	24.409	96.6	1.447	10:50:04.701		
5 - D1	29.358	39.031	115.7	24.386	95.4	1.207	10:51:37.476		
6 - D1	29.312	38.991	115.3	24.270	92.9	1.005	10:53:10.049		
7 - D1	29.035	38.875	115.3	24.041	96.4	0.383	10:54:42.000		
8 - D1	29.000	38.609	116.1	23.959	97.2	1:31.568 (1)	10:56:13.568		
9 - D1	28.780	38.957	116.5	24.299	95.3	1:32.036 (3)	10:57:45.604		
10 - D1	29.311	39.344	115.7	IN PIT	1:54.586	P	10:59:40.190		
11 - D1	OUTLAP	42.479	114.7	26.655	94.9	1:43.201	11:01:23.391		
12 - D1	29.783	40.744	118.3	25.745	96.1	1:36.272	11:02:59.663		
13 - D1	29.687	40.574	116.7	25.958	97.1	1:36.219	11:04:35.882		
14 - D1	29.563	41.400	115.3	25.515	97.1	1:36.478	11:06:12.360		
15 - D1	29.581	39.988	117.1	25.365	96.1	1:34.934	11:07:47.294		
16 - D1	29.565	39.426	117.7	25.685	96.5	1:34.676	11:09:21.970		
17 - D1	30.248	40.393	114.9	25.206	96.1	1:35.847	11:10:57.817		
18 - D1	29.656	41.264	115.9	25.122	96.1	1:36.042	11:12:33.859		
19 - D1	29.372	40.426	115.9	25.474	95.3	1:35.272	11:14:09.131		

P10 125		PLATER / ENGLISH				Matchless G50 - 1962			
IDEAL LAP TIME : 1:31.384		BEST LAP TIME : 1:31.699		DIFFERENCE : 0.315					
Steve PLATER		Glen ENGLISH							
LAP	SECTOR 1	SECTOR 2	SECTOR 3	LAP TIME	MPH	DIFF	TIME OF DAY		
1 - D1	OUTLAP	41.731	118.5	25.941	99.2		10:45:24.353		
2 - D1	29.082	38.939	121.5	24.937	100.3	1:32.958	10:46:57.311		
3 - D1	28.928	38.979	118.5	IN PIT	1:53.233	P	10:48:50.544		
4 - D1	OUTLAP	43.339	117.1	27.116	97.2	1:49.697	10:50:40.241		
5 - D1	31.218	42.302	116.5	25.550	97.6	1:39.070	10:52:19.311		
6 - D1	30.160	40.350	117.1	24.949	98.1	1:35.459	10:53:54.770		
7 - D1	29.378	39.264	118.3	24.418	98.1	1:33.060	10:55:27.830		
8 - D1	29.093	38.603	118.5	24.003	98.5	1:31.699 (1)	10:56:59.529		
9 - D1	28.778	40.124	118.7	24.932	98.2	1:33.834	10:58:33.363		
10 - D1	28.975	38.909	116.9	24.468	97.5	1:32.352 (3)	11:00:05.715		
11 - D1	28.920	38.791	116.5	24.171	96.5	1:31.882 (2)	11:01:37.597		
12 - D1	29.512	39.540	114.1	IN PIT	1:53.676	P	11:03:31.273		

P11 29		MCLEAN / WOOLSEY				Vincent Godet Grey Flash - 1950			
IDEAL LAP TIME : 1:31.441		BEST LAP TIME : 1:32.018		DIFFERENCE : 0.577					
Adam MCLEAN		David WOOLSEY							
LAP	SECTOR 1	SECTOR 2	SECTOR 3	LAP TIME	MPH	DIFF	TIME OF DAY		
1 - D2		48.882	95.3	31.296	91.0		10:45:57.821		
2 - D2	37.000	46.895	91.4	29.745	93.0	1:53.640	10:47:51.461		
3 - D2	34.410	43.766	93.8	29.330	92.8	1:47.506	10:49:38.967		
4 - D2	34.343	44.484	100.9	IN PIT	2:23.014	P	10:52:01.981		
5 - D2	OUTLAP	42.283	118.3	26.577	98.8	1:45.415	10:53:47.396		
6 - D2	31.138	40.008	121.1	24.921	101.2	1:36.067	10:55:23.463		
7 - D2	29.710	39.431	121.1	25.041	100.6	1:34.182	10:56:57.645		
8 - D2	29.457	38.761	120.9	24.620	101.0	1:32.838 (3)	10:58:30.483		
9 - D2	28.969	38.855	119.6	24.287	100.3	1:32.111 (2)	11:00:02.594		
10 - D2	32.245	48.854	99.5	IN PIT	3:33.337	P	11:03:35.931		
11 - D2	OUTLAP	39.182	118.3	23.711	102.1	1:34.586	11:05:10.517		
12 - D2	28.976	38.868	119.4	24.174	99.5	1:32.018 (1)	11:06:42.535		
13 - D2	32.082	47.366	102.9	IN PIT	2:53.842	P	11:09:36.377		
14 - D2	OUTLAP	44.629	104.0	28.975	93.0	1:52.634	11:11:29.011		

Barry Sheene Memorial Trophy

OFFICIAL PRACTICE - RACES 3 & 10 - SECTOR ANALYSIS



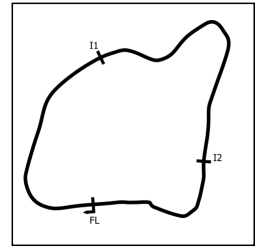
SECTOR 1 = FL to I1, SECTOR 2 = I1 to I2, SECTOR 3 = I2 to FL, DIFF = Difference To Personal Best Lap, P = Crossed Finish Line in Pit Lane, D = Time Disallowed

P12 129		MAINWARING-SMART / BAILEY				Matchless G50 - 1962			
IDEAL LAP TIME : 1:32.199		BEST LAP TIME : 1:32.245		DIFFERENCE : 0.046					
Howie MAINWARING-SMAI		Luke BAILEY							
LAP	SECTOR 1	SECTOR 2		SECTOR 3		LAP TIME	MPH	DIFF	TIME OF DAY
1 - D2		45.161	106.8	30.030	96.1				10:45:32.491
2 - D2	32.681	42.973	114.1	28.530	96.2	1:44.184	82.23	11.939	10:47:16.675
3 - D2	32.402	43.348	109.1	IN PIT		8:18.079 P	17.20	6:45.834	10:55:34.754
4 - D2	OUTLAP	44.035	114.3	26.712	97.1	1:47.060	80.02	14.815	10:57:21.814
5 - D2	29.752	40.457	117.5	24.813	100.0	1:35.022 (3)	90.16	2.777	10:58:56.836
6 - D2	29.302	39.125	117.1	24.316	99.4	1:32.743 (2)	92.38	0.498	11:00:29.579
7 - D2	29.036	38.847	118.3	24.362	99.7	1:32.245 (1)	92.88		11:02:01.824
8 - D2	29.269	43.686	72.0	IN PIT		3:23.568 P	42.08	1:51.323	11:05:25.392
9 - D2	OUTLAP	43.252	110.9	27.605	95.5	1:46.490	80.45	14.245	11:07:11.882
10 - D2	31.909	42.978	110.3	26.785	94.9	1:41.672	84.27	9.427	11:08:53.554
11 - D2	31.513	42.086	110.3	26.625	96.0	1:40.224	85.48	7.979	11:10:33.778
12 - D2	30.904	41.750	111.2	26.046	95.7	1:38.700	86.80	6.455	11:12:12.478
13 - D2	31.185	42.061	110.3	25.964	94.7	1:39.210	86.36	6.965	11:13:51.688

P13 2		BARRIER / FOLCH-RUSINOL JNR				Norton Manx 30M - 1962			
IDEAL LAP TIME : 1:32.687		BEST LAP TIME : 1:33.096		DIFFERENCE : 0.409					
Sylvain BARRIER		Joaquin FOLCH-RUSINOL							
LAP	SECTOR 1	SECTOR 2		SECTOR 3		LAP TIME	MPH	DIFF	TIME OF DAY
1 - D1		45.789	109.2	30.635	95.3				10:45:33.443
2 - D1	31.532	41.967	119.6	27.774	95.5	1:41.273	84.60	8.177	10:47:14.716
3 - D1	30.950	41.233	119.8	26.651	97.3	1:38.834	86.69	5.738	10:48:53.550
4 - D1	30.497	41.210	119.4	27.073	94.6	1:38.780	86.73	5.684	10:50:32.330
5 - D1	30.830	41.296	121.7	25.826	97.5	1:37.952	87.47	4.856	10:52:10.282
6 - D1	29.695	40.382	120.2	25.682	97.1	1:35.759	89.47	2.663	10:53:46.041
7 - D1	29.642	40.190	120.4	25.824	95.4	1:35.656	89.57	2.560	10:55:21.697
8 - D1	29.832	40.293	119.8	26.002	96.5	1:36.127	89.13	3.031	10:56:57.824
9 - D1	30.031	40.167	118.3	IN PIT		2:00.099 P	71.34	27.003	10:58:57.923
10 - D1	OUTLAP	41.504	118.5	25.528	97.9	1:38.923	86.61	5.827	11:00:36.846
11 - D1	33.672	40.221	119.6	25.375	99.8	1:39.268	86.31	6.172	11:02:16.114
12 - D1	29.805	40.572	117.9	24.954	98.3	1:35.331	89.87	2.235	11:03:51.445
13 - D1	29.918	39.650	118.5	24.835	97.9	1:34.403	90.75	1.307	11:05:25.848
14 - D1	29.498	39.482	118.7	24.712	98.8	1:33.692 (3)	91.44	0.596	11:06:59.540
15 - D1	29.299	39.075	119.6	25.106	99.7	1:33.480 (2)	91.65	0.384	11:08:33.020
16 - D1	29.738	49.462	112.2	25.808	97.3	1:45.008	81.59	11.912	11:10:18.028
17 - D1	29.700	39.007	119.4	24.389	98.8	1:33.096 (1)	92.03		11:11:51.124
18 - D1	30.886	39.637	118.3	24.381	98.6	1:34.904	90.28	1.808	11:13:26.028

Barry Sheene Memorial Trophy

OFFICIAL PRACTICE - RACES 3 & 10 - SECTOR ANALYSIS



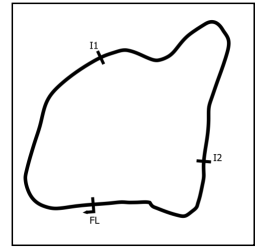
SECTOR 1 = FL to I1, SECTOR 2 = I1 to I2, SECTOR 3 = I2 to FL, DIFF = Difference To Personal Best Lap, P = Crossed Finish Line in Pit Lane, D = Time Disallowed

P14 53		BURRELL / DAWSON		Norton Manx 30M - 1962					
IDEAL LAP TIME : 1:33.097		BEST LAP TIME : 1:33.165		DIFFERENCE : 0.068					
Barry BURRELL		Richard DAWSON							
LAP	SECTOR 1	SECTOR 2	SECTOR 3	LAP TIME	MPH	DIFF	TIME OF DAY		
1 - D1		47.615	104.0	30.814	95.8				10:45:36.779
2 - D1	31.824	43.967	113.9	29.389	95.4	1:45.180	81.46	12.015	10:47:21.959
3 - D1	32.420	44.641	112.0	28.879	95.3	1:45.940	80.87	12.775	10:49:07.899
4 - D1	31.767	43.891	115.1	29.262	95.4	1:44.920	81.66	11.755	10:50:52.819
5 - D1	35.179	44.901	109.1	28.667	91.8	1:48.747	78.78	15.582	10:52:41.566
6 - D1	32.021	43.174	113.9	27.830	95.4	1:43.025	83.16	9.860	10:54:24.591
7 - D1	31.196	42.907	108.0	29.078	95.0	1:43.181	83.03	10.016	10:56:07.772
8 - D1	31.157	42.159	112.7	27.249	96.0	1:40.565	85.19	7.400	10:57:48.337
9 - D1	31.226	42.004	113.1	27.600	95.3	1:40.830	84.97	7.665	10:59:29.167
10 - D1	32.023	42.359	110.9	27.772	93.5	1:42.154	83.87	8.989	11:01:11.321
11 - D1	30.633	41.634	113.7	IN PIT		2:03.180	P 69.55	30.015	11:03:14.501
12 - D1	OUTLAP	42.098	111.6	26.178	94.7	1:43.503	82.78	10.338	11:04:58.004
13 - D1	30.276	40.498	113.5	24.972	96.5	1:35.746	89.48	2.581	11:06:33.750
14 - D1	29.393	39.997	114.1	25.775	96.0	1:35.165	90.03	2.000	11:08:08.915
15 - D1	29.504	39.490	115.9	25.043	96.2	1:34.037 (3)	91.11	0.872	11:09:42.952
16 - D1	29.697	39.950	112.7	24.840	96.0	1:34.487	90.67	1.322	11:11:17.439
17 - D1	29.358	39.352	113.3	24.455	96.9	1:33.165 (1)	91.96		11:12:50.604
18 - D1	29.461	39.676	114.3	24.387	97.6	1:33.524 (2)	91.61	0.359	11:14:24.128

P15 74		LEE / O'BRIEN		Norton Manx 30M - 1962					
IDEAL LAP TIME : 1:33.291		BEST LAP TIME : 1:33.542		DIFFERENCE : 0.251					
Jonathan LEE		Jamie O'BRIEN							
LAP	SECTOR 1	SECTOR 2	SECTOR 3	LAP TIME	MPH	DIFF	TIME OF DAY		
1 - D2		44.330	114.1	27.858	97.8				10:45:27.844
2 - D2	30.407	40.876	113.9	26.577	97.8	1:37.860	87.55	4.318	10:47:05.704
3 - D2	30.982	41.097	113.9	26.017	96.0	1:38.096	87.34	4.554	10:48:43.800
4 - D2	30.816	41.293	113.7	26.035	96.4	1:38.144	87.30	4.602	10:50:21.944
5 - D2	30.820	41.036	113.1	25.975	96.0	1:37.831	87.57	4.289	10:51:59.775
6 - D2	31.253	40.941	114.1	26.101	95.0	1:38.295	87.16	4.753	10:53:38.070
7 - D2	30.357	40.143	115.1	IN PIT		1:57.456	P 72.94	23.914	10:55:35.526
8 - D2	OUTLAP	43.039	114.1	27.149	97.8	1:47.541	79.67	13.999	10:57:23.067
9 - D2	31.145	40.751	114.9	26.100	97.9	1:37.996	87.43	4.454	10:59:01.063
10 - D2	31.438	40.512	114.1	25.427	98.2	1:37.377	87.98	3.835	11:00:38.440
11 - D2	31.041	40.888	112.4	25.498	97.5	1:37.427	87.94	3.885	11:02:15.867
12 - D2	31.188	40.357	114.3	24.684	99.4	1:36.229	89.03	2.687	11:03:52.096
13 - D2	30.610	40.014	113.3	25.160	98.1	1:35.784	89.45	2.242	11:05:27.880
14 - D2	30.477	39.549	113.1	24.476	98.6	1:34.502 (3)	90.66	0.960	11:07:02.382
15 - D2	30.147	39.881	112.7	24.607	98.1	1:34.635	90.53	1.093	11:08:37.017
16 - D2	30.041	40.431	111.6	24.545	98.5	1:35.017	90.17	1.475	11:10:12.034
17 - D2	30.127	39.496	112.7	24.112	98.6	1:33.735 (2)	91.40	0.193	11:11:45.769
18 - D2	29.701	39.478	112.2	24.363	97.2	1:33.542 (1)	91.59		11:13:19.311

Barry Sheene Memorial Trophy

OFFICIAL PRACTICE - RACES 3 & 10 - SECTOR ANALYSIS



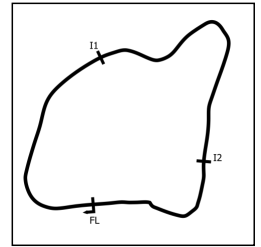
SECTOR 1 = FL to I1, SECTOR 2 = I1 to I2, SECTOR 3 = I2 to FL, DIFF = Difference To Personal Best Lap, P = Crossed Finish Line in Pit Lane, D = Time Disallowed

P16 11		BROOKES / REBHOLZ		BMW Kaczor R50S - 1966						
IDEAL LAP TIME : 1:34.260		BEST LAP TIME : 1:34.589		DIFFERENCE : 0.329						
Josh BROOKES		Norbert REBHOLZ								
LAP	SECTOR 1	SECTOR 2	SECTOR 3	LAP TIME	MPH	DIFF	TIME OF DAY			
1 - D2		45.364	102.7	29.308	88.1				10:45:31.269	
2 - D2		43.702	108.0	28.703	88.8				10:47:16.651	
3 - D2	33.477	42.872	109.4	29.168	87.9			10.928	10:49:02.168	
4 - D2	32.609	43.329	106.3	27.646	90.9			8.995	10:50:45.752	
5 - D2	33.298	44.082	100.0	IN PIT				1:07.363	10:53:27.704	
6 - D2	OUTLAP	42.759	105.8	26.843	89.4			11.001	10:55:13.294	
7 - D2	32.249	48.598	44.4	IN PIT				1:13.794	10:58:01.677	
8 - D2	OUTLAP	42.875	106.3	26.912	91.4			11.717	10:59:47.983	
9 - D2	31.417	41.233	107.8	25.372	94.5			3.433	11:01:26.005	
10 - D2	30.045	39.798	108.9	24.874	93.7			0.128	11:03:00.722	
11 - D2	30.215	40.183	108.4	25.187	92.4			0.996	11:04:36.307	
12 - D2	29.861	40.925	104.6	25.448	92.6			1.645	11:06:12.541	
13 - D2	30.440	40.331	107.0	24.745	92.9			0.927	11:07:48.057	
14 - D2	30.057	39.922	104.5	24.610	93.4			1:34.589 (1)	90.58	11:09:22.646
15 - D2	30.264	40.464	108.0	24.601	94.3			1:35.329 (3)	89.87	11:10:57.975
16 - D2	30.324	40.853	106.3	24.875	93.9			1.463	11:12:34.027	

P17 75		COSTELLO / LEIGH PEMBERTON		Norton Manx 30M - 1962						
IDEAL LAP TIME : 1:33.916		BEST LAP TIME : 1:34.793		DIFFERENCE : 0.877						
Maria COSTELLO		John LEIGH PEMBERTON								
LAP	SECTOR 1	SECTOR 2	SECTOR 3	LAP TIME	MPH	DIFF	TIME OF DAY			
1 - D1		45.882	101.6	31.100	95.3				10:45:47.457	
2 - D1	31.622	43.511	115.5	26.238	96.8			6.578	10:47:28.828	
3 - D1	30.212	40.576	118.3	26.771	96.5			2.766	10:49:06.387	
4 - D1	31.655	41.041	118.3	26.753	96.2			4.656	10:50:45.836	
5 - D1	29.960	39.648	117.1	25.294	95.1			0.109	10:52:20.738	
6 - D1	29.728	40.058	116.3	25.007	96.8			1:34.793 (1)	90.38	10:53:55.531
7 - D1	29.467	39.442	116.1	IN PIT				34.172	10:56:04.496	
8 - D1	OUTLAP	46.261	106.1	29.388	91.0			18.536	10:57:57.825	
9 - D1	32.729	44.148	110.5	28.520	90.1			10.604	10:59:43.222	
10 - D1	31.941	42.553	109.4	27.970	89.1			7.671	11:01:25.686	
11 - D1	31.227	41.975	115.5	27.077	92.1			5.486	11:03:05.965	
12 - D1	30.929	42.797	115.3	26.583	93.0			5.516	11:04:46.274	
13 - D1	31.010	43.181	109.8	27.636	90.8			7.034	11:06:28.101	
14 - D1	31.141	43.466	110.3	27.914	70.2			7.728	11:08:10.622	
15 - D1	30.883	40.879	112.5	26.764	89.5			3.733	11:09:49.148	
16 - D1	30.675	41.249	118.7	28.116	93.3			5.247	11:11:29.188	
17 - D1	31.786	41.046	111.8	26.802	93.3			4.841	11:13:08.822	
18 - D1	31.327	41.921	108.4	27.977	92.4			6.432	11:14:50.047	

Barry Sheene Memorial Trophy

OFFICIAL PRACTICE - RACES 3 & 10 - SECTOR ANALYSIS



SECTOR 1 = FL to I1, SECTOR 2 = I1 to I2, SECTOR 3 = I2 to FL, DIFF = Difference To Personal Best Lap, P = Crossed Finish Line in Pit Lane, D = Time Disallowed

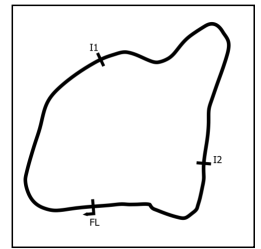
P18 67 DAY / STEPHEN		Norton Manx 30M - 1962						
IDEAL LAP TIME : 1:34.878		BEST LAP TIME : 1:34.878		DIFFERENCE : 0.000				
Levi DAY		Paul STEPHEN						
LAP	SECTOR 1	SECTOR 2	SECTOR 3	LAP TIME	MPH	DIFF	TIME OF DAY	
1 - D2	OUTLAP	46.278	112.7	30.328	94.3			
2 - D2	30.696	42.983	114.3	26.804	96.1	5.605	10:47:17.481	
3 - D2	30.507	41.334	112.9	25.737	95.0	2.700	10:48:55.059	
4 - D2	30.016	40.869	113.3	26.356	94.7	2.363	10:50:32.300	
5 - D2	30.120	40.475	111.1	25.369	94.5	1.086	10:52:08.264	
6 - D2	29.940	40.554	110.7	25.378	94.7	0.994	10:53:44.136	
7 - D2	29.811	39.969	112.2	25.098	94.5	1:34.878 (1)	90.30	
8 - D2	30.038	40.027	111.2	25.351	94.3	1:35.416 (2)	89.79	
9 - D2	30.114	40.548	108.5	IN PIT		2:02.421 P	69.98	
						27.543	10:58:56.851	
10 - D2	OUTLAP	46.740	103.2	30.187	87.0	19.485	11:00:51.214	
11 - D2	36.237	46.657	103.0	29.726	86.1	17.742	11:02:43.834	
12 - D2	36.017	46.982	101.6	29.256	87.0	17.377	11:04:36.089	
13 - D2	35.091	45.493	102.7	28.446	88.6	14.152	11:06:25.119	
14 - D2	34.221	45.347	105.3	28.242	88.6	12.932	11:08:12.929	
15 - D2	34.184	45.227	101.9	IN PIT		2:19.954 P	61.22	
						45.076	11:10:32.883	

P19 7 PARRISH / SHEENE		Norton Manx 30M - 1962						
IDEAL LAP TIME : 1:34.872		BEST LAP TIME : 1:35.842		DIFFERENCE : 0.970				
Steve PARRISH		Freddie SHEENE						
LAP	SECTOR 1	SECTOR 2	SECTOR 3	LAP TIME	MPH	DIFF	TIME OF DAY	
1 - D1		44.133	112.0	28.212	96.1		10:45:25.261	
2 - D1	30.260	40.802	118.9	25.991	96.4	1:37.053 (2)	88.28	
3 - D1	30.100	40.415	118.7	25.327	97.3	1:35.842 (1)	89.39	
4 - D1	29.361	40.184	118.9	IN PIT		2:10.849 P	65.48	
						35.007	10:50:49.005	
5 - D1	OUTLAP	46.267	112.7	28.904	96.1	18.165	10:52:43.012	
6 - D1	31.624	42.996	116.1	27.271	97.9	6.049	10:54:24.903	
7 - D1	31.637	42.613	108.5	28.767	95.1	7.175	10:56:07.920	
8 - D1	31.815	41.977	114.9	26.807	98.5	4.757	10:57:48.519	
9 - D1	31.432	42.262	114.5	26.925	96.5	4.777	10:59:29.138	
10 - D1	31.578	42.495	115.7	IN PIT		2:26.994 P	58.28	
						51.152	11:01:56.132	
11 - D1	OUTLAP	41.459	114.3	25.801	97.2	7.577	11:03:39.551	
12 - D1	30.338	41.017	115.9	25.779	98.6	1.292	11:05:16.685	
13 - D1	30.915	41.776	115.1	26.063	97.3	2.912	11:06:55.439	
14 - D1	30.596	41.231	115.3	25.542	97.9	1.527	11:08:32.808	

P20 52 LAVERTY / OTTLINGER		BMW R54 Oskar Liebmann Special - 1953						
IDEAL LAP TIME : 1:36.084		BEST LAP TIME : 1:36.084		DIFFERENCE : 0.000				
Eugene LAVERTY		Klaus OTTLINGER						
LAP	SECTOR 1	SECTOR 2	SECTOR 3	LAP TIME	MPH	DIFF	TIME OF DAY	
1 - D2		48.246	103.8	30.807	94.9		10:45:47.078	
2 - D2	32.508	43.819	108.4	28.762	96.2	9.005	10:47:32.167	
3 - D2	31.932	44.968	113.7	27.680	93.2	8.496	10:49:16.747	
4 - D2	31.959	43.225	111.1	28.014	96.2	7.114	10:50:59.945	
5 - D2	31.541	42.760	116.7	28.049	95.1	6.266	10:52:42.295	
6 - D2	31.150	42.235	114.5	27.689	94.9	4.990	10:54:23.369	
7 - D2	31.662	43.616	113.3	IN PIT		2:30.800 P	56.81	
						54.716	10:56:54.169	
8 - D2	OUTLAP	48.849	104.6	29.946	95.5	28.838	10:58:59.091	
9 - D2	33.127	43.932	112.4	27.765	95.3	8.740	11:00:43.915	
10 - D2	31.982	42.904	115.3	26.519	96.8	5.321	11:02:25.320	
11 - D2	30.866	42.636	114.7	26.381	96.1	3.799	11:04:05.203	
12 - D2	30.548	41.415	116.1	25.710	96.8	1.589	11:05:42.876	
13 - D2	29.932	41.090	115.7	25.811	97.1	0.749	11:07:19.709	
14 - D2	30.082	41.222	115.9	25.586	97.5	0.806	11:08:56.599	
15 - D2	29.786	40.748	119.1	25.550	96.2	1:36.084 (1)	89.17	
16 - D2	30.164	41.163	115.1	25.609	95.8	0.852	11:12:09.619	
17 - D2	30.173	41.183	114.5	25.551	96.5	0.823	11:13:46.526	

Barry Sheene Memorial Trophy

OFFICIAL PRACTICE - RACES 3 & 10 - SECTOR ANALYSIS



SECTOR 1 = FL to I1, SECTOR 2 = I1 to I2, SECTOR 3 = I2 to FL, DIFF = Difference To Personal Best Lap, P = Crossed Finish Line in Pit Lane, D = Time Disallowed

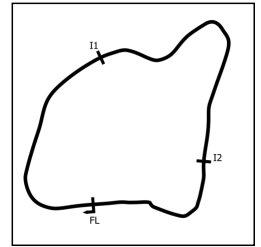
P21 63		CHILD / CRAGG		Norton Manx 30M - 1962				
IDEAL LAP TIME : 1:35.679		BEST LAP TIME : 1:36.137		DIFFERENCE : 0.458				
Adam CHILD		Angela CRAGG						
LAP	SECTOR 1	SECTOR 2	SECTOR 3	LAP TIME	MPH	DIFF	TIME OF DAY	
1 - D1		44.803	107.2	29.240	94.9		10:45:29.525	
2 - D1		43.590	112.4	27.463	96.6	1:43.125	10:47:12.650	
3 - D1	33.256	43.646	111.8	26.709	96.9	1:43.611	10:48:56.261	
4 - D1	32.947	42.265	112.9	26.885	96.5	1:42.097	10:50:38.358	
5 - D1	32.905	43.572	109.6	26.778	95.5	1:43.255	10:52:21.613	
6 - D1	31.767	42.473	109.8	26.852	95.8	1:41.092	10:54:02.705	
7 - D1	32.251	42.556	107.7	26.648	94.5	1:41.455	10:55:44.160	
8 - D1	31.916	42.302	111.8	26.542	96.0	1:40.760	10:57:24.920	
9 - D1	31.501	41.672	112.7	26.305	95.5	1:39.478	10:59:04.398	
10 - D1	31.941	41.656	110.1	26.858	94.7	1:40.455	11:00:44.853	
11 - D1	32.161	42.205	109.1	IN PIT		2:15.696 P	11:03:00.549	
12 - D1	OUTLAP	43.219	113.9	25.778	95.5	1:44.806	11:04:45.355	
13 - D1	30.387	41.228	113.9	25.452	96.5	1:37.067	11:06:22.422	
14 - D1	30.274	40.988	112.4	25.619	96.1	1:36.881	11:07:59.303	
15 - D1	30.268	40.633	111.8	25.236	96.1	1:36.137 (1)	11:09:35.440	
16 - D1	30.327	40.767	111.1	25.375	95.5	1:36.469 (2)	11:11:11.909	
17 - D1	30.503	41.186	111.4	25.307	95.7	1:36.996	11:12:48.905	
18 - D1	30.808	40.885	113.1	24.778	96.5	1:36.471 (3)	11:14:25.376	

P22 10		GRANT / MAY		Manx Norton 30M - 1962				
IDEAL LAP TIME : 1:37.376		BEST LAP TIME : 1:38.101		DIFFERENCE : 0.725				
Mick GRANT		Jimmy MAY						
LAP	SECTOR 1	SECTOR 2	SECTOR 3	LAP TIME	MPH	DIFF	TIME OF DAY	
1 - D1		47.046	112.2	29.877	94.9		10:45:45.565	
2 - D1	33.127	44.162	111.4	28.196	94.6	1:45.485	10:47:31.050	
3 - D1	31.791	42.900	113.9	26.905	95.4	1:41.596	10:49:12.646	
4 - D1	30.972	42.108	114.7	27.407	95.8	1:40.487	10:50:53.133	
5 - D1	35.048	44.884	109.6	28.327	92.5	1:48.259	10:52:41.392	
6 - D1	31.209	42.104	111.1	26.462	93.5	1:39.775	10:54:21.167	
7 - D1	30.817	41.795	111.8	26.214	93.7	1:38.826 (3)	10:55:59.993	
8 - D1	31.043	41.543	110.7	26.227	92.4	1:38.813 (2)	10:57:38.806	
9 - D1	30.985	41.964	109.2	IN PIT		2:06.927 P	10:59:45.733	
10 - D1	OUTLAP	44.269	106.6	29.325	90.5	1:52.174	11:01:37.907	
11 - D1	31.397	42.880	111.4	27.711	93.5	1:41.988	11:03:19.895	
12 - D1	30.873	41.783	112.9	26.542	94.5	1:39.198	11:04:59.093	
13 - D1	30.324	41.555	112.2	27.211	94.7	1:39.090	11:06:38.183	
14 - D1	30.434	41.622	112.9	26.826	95.4	1:38.882	11:08:17.065	
15 - D1	30.089	41.677	112.2	26.335	95.3	1:38.101 (1)	11:09:55.166	
16 - D1	30.469	41.230	112.0	27.242	95.8	1:38.941	11:11:34.107	
17 - D1	30.074	42.976	114.3	26.072	95.1	1:39.122	11:13:13.229	
18 - D1	30.381	41.330	113.1	27.159	87.3	1:38.870	11:14:52.099	

P23 56		DUFFUS / HEBB		Norton Manx 30M - 1962				
IDEAL LAP TIME : 1:38.336		BEST LAP TIME : 1:38.686		DIFFERENCE : 0.350				
Iain DUFFUS		Matthew HEBB						
LAP	SECTOR 1	SECTOR 2	SECTOR 3	LAP TIME	MPH	DIFF	TIME OF DAY	
1 - D1		48.152	105.5	29.527	97.6		10:45:37.456	
2 - D1	32.619	42.866	113.5	27.771	97.5	1:43.256	10:47:20.712	
3 - D1	32.413	43.942	111.2	27.758	96.5	1:44.113	10:49:04.825	
4 - D1	31.515	41.731	111.1	26.879	96.6	1:40.125 (2)	10:50:44.950	
5 - D1	31.952	41.813	110.1	26.509	96.1	1:40.274 (3)	10:52:25.224	
6 - D1	31.237	41.101	112.0	26.348	96.9	1:38.686 (1)	10:54:03.910	

Barry Sheene Memorial Trophy

OFFICIAL PRACTICE - RACES 3 & 10 - SECTOR ANALYSIS



SECTOR 1 = FL to I1, SECTOR 2 = I1 to I2, SECTOR 3 = I2 to FL, DIFF = Difference To Personal Best Lap, P = Crossed Finish Line in Pit Lane, D = Time Disallowed

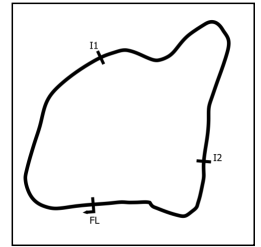
P24 39		RUSSELL / GUTSCH				BMW RS54 Short Stroke - 1954			
IDEAL LAP TIME : 1:38.720		BEST LAP TIME : 1:38.962		DIFFERENCE : 0.242					
Gordon RUSSELL		Sebastian GUTSCH							
LAP	SECTOR 1	SECTOR 2		SECTOR 3		LAP TIME	MPH	DIFF	TIME OF DAY
1 - D1		54.286	109.4	27.349	93.9				10:46:07.317
2 - D1		42.013	114.5	26.813	94.6	1:41.920	84.06	2.958	10:47:49.237
3 - D1	31.485	43.176	106.3	26.532	95.4	1:41.193	84.66	2.231	10:49:30.430
4 - D1	31.829	42.250	112.4	26.501	94.1	1:40.580 (3)	85.18	1.618	10:51:11.010
5 - D1	31.267	41.451	115.9	26.244	95.1	1:38.962 (1)	86.57		10:52:49.972
6 - D1	31.088	42.260	112.4	IN PIT		3:27.055 P	41.38	1:48.093	10:56:17.027
7 - D1	OUTLAP	48.949	95.7	29.674	87.3	2:00.649	71.01	21.687	10:58:17.676
8 - D1	35.583	47.342	96.9	30.180	84.7	1:53.105	75.75	14.143	11:00:10.781
9 - D1	35.057	45.963	100.9	29.745	86.9	1:50.765	77.35	11.803	11:02:01.546
10 - D1	33.469	45.562	96.5	29.184	85.7	1:48.215	79.17	9.253	11:03:49.761
11 - D1	34.186	45.669	92.8	29.842	87.7	1:49.697	78.10	10.735	11:05:39.458
12 - D1	34.304	45.987	97.8	29.417	84.4	1:49.708	78.09	10.746	11:07:29.166
13 - D1	33.921	49.209	96.9	IN PIT		3:28.237 P	41.14	1:49.275	11:10:57.403
14 - D1	OUTLAP	42.963	108.7	26.181	94.2	1:44.241	82.19	5.279	11:12:41.644
15 - D1	31.430	42.244	105.5	26.707	92.5	1:40.381 (2)	85.35	1.419	11:14:22.025

P25 100		RESCH / CLAUSEN				BMW Kaczor R50S - 1963			
IDEAL LAP TIME : 1:38.961		BEST LAP TIME : 1:38.999		DIFFERENCE : 0.038					
Roland RESCH		Claus CLAUSEN							
LAP	SECTOR 1	SECTOR 2		SECTOR 3		LAP TIME	MPH	DIFF	TIME OF DAY
1 - D2		49.141	102.9	30.739	84.6				10:45:41.053
2 - D2	35.529	46.460	100.4	30.357	87.7	1:52.346	76.26	13.347	10:47:33.399
3 - D2	33.863	46.676	100.7	29.120	86.3	1:49.659	78.13	10.660	10:49:23.058
4 - D2	33.889	45.168	101.2	29.386	85.9	1:48.443	79.00	9.444	10:51:11.501
5 - D2	33.169	44.241	102.2	IN PIT		2:02.234 P	70.09	23.235	10:53:13.735
6 - D2	OUTLAP	44.290	101.8	IN PIT		2:27.247 P	58.18	48.248	10:55:40.982
7 - D2	OUTLAP	45.717	105.6	27.759	90.0	1:51.740	76.67	12.741	10:57:32.722
8 - D2	32.456	43.487	106.8	26.422	90.3	1:42.365	83.70	3.366	10:59:15.087
9 - D2	32.529	43.145	107.0	26.454	91.3	1:42.128	83.89	3.129	11:00:57.215
10 - D2	32.366	43.269	106.8	26.226	91.3	1:41.861	84.11	2.862	11:02:39.076
11 - D2	32.203	43.124	107.0	25.966	91.0	1:41.293	84.58	2.294	11:04:20.369
12 - D2	31.968	42.121	109.4	25.495	90.3	1:39.584 (2)	86.03	0.585	11:05:59.953
13 - D2	31.856	42.330	106.1	25.991	91.9	1:40.177	85.52	1.178	11:07:40.130
14 - D2	31.847	42.319	107.7	27.068	90.0	1:41.234	84.63	2.235	11:09:21.364
15 - D2	31.417	42.049	108.4	25.533	92.0	1:38.999 (1)	86.54		11:11:00.363
16 - D2	32.280	42.641	107.3	25.564	91.9	1:40.485	85.26	1.486	11:12:40.848
17 - D2	31.949	42.367	106.0	25.744	91.5	1:40.060 (3)	85.62	1.061	11:14:20.908

P26 9		MOSSEY / MOSSEY				Norton Manx - 1963			
IDEAL LAP TIME : 1:40.418		BEST LAP TIME : 1:40.982		DIFFERENCE : 0.564					
Luke MOSSEY		Jamie MOSSEY							
LAP	SECTOR 1	SECTOR 2		SECTOR 3		LAP TIME	MPH	DIFF	TIME OF DAY
1 - D1		51.009	98.6	31.940	88.8				10:46:19.661
2 - D1	37.944	47.722	90.4	IN PIT		3:43.870 P	38.27	2:02.888	10:50:03.531
3 - D1	OUTLAP	46.460	101.9	29.444	87.8	1:54.414	74.88	13.432	10:51:57.945
4 - D1	43.544	50.743	103.8	28.492	89.9	2:02.779	69.78	21.797	10:54:00.724
5 - D1	36.585	47.729	104.0	IN PIT		6:24.192 P	22.30	4:43.210	11:00:24.916
6 - D1	OUTLAP	48.470	103.5	29.941	90.9	1:59.397	71.76	18.415	11:02:24.313
7 - D1	33.414	44.268	104.8	27.624	91.4	1:45.306 (3)	81.36	4.324	11:04:09.619
8 - D1	32.982	43.372	106.0	27.452	90.9	1:43.806 (2)	82.53	2.824	11:05:53.425
9 - D1	32.067	42.402	107.5	26.513	92.0	1:40.982 (1)	84.84		11:07:34.407

Barry Sheene Memorial Trophy

OFFICIAL PRACTICE - RACES 3 & 10 - SECTOR ANALYSIS



SECTOR 1 = FL to I1, SECTOR 2 = I1 to I2, SECTOR 3 = I2 to FL, DIFF = Difference To Personal Best Lap, P = Crossed Finish Line in Pit Lane, D = Time Disallowed

P27	3	ASHBY / STOKES		Norton Manx 30M - 1961				
IDEAL LAP TIME : 1:40.112		BEST LAP TIME : 1:41.002		DIFFERENCE : 0.890				
Roger ASHBY		Robin STOKES						

LAP	SECTOR 1	SECTOR 2		SECTOR 3		LAP TIME	MPH	DIFF	TIME OF DAY
1 - D2		48.989	105.5	31.399	84.4				10:45:47.217
2 - D2	35.172	46.825	105.0	29.600	88.6	1:51.597	76.77	10.595	10:47:38.814
3 - D2	34.178	47.333	102.9	29.555	87.1	1:51.066	77.14	10.064	10:49:29.880
4 - D2	33.630	45.004	105.1	29.684	86.8	1:48.318	79.10	7.316	10:51:18.198
5 - D2	33.376	45.079	100.7	29.027	84.4	1:47.482	79.71	6.480	10:53:05.680
6 - D2	33.575	45.583	102.4	IN PIT		2:21.842	P 60.40	40.840	10:55:27.522
7 - D2	OUTLAP	44.205	107.5	28.300	88.1	1:50.726	77.38	9.724	10:57:18.248
8 - D2	32.621	42.561	110.0	27.763	87.9	1:42.945	83.22	1.943	10:59:01.193
9 - D2	32.432	43.159	109.4	28.145	80.0	1:43.736	82.59	2.734	11:00:44.929
10 - D2	32.311	42.652	110.3	28.138	87.3	1:43.101	83.10	2.099	11:02:28.030
11 - D2	32.494	42.805	106.0	27.008	88.4	1:42.307	(3) 83.74	1.305	11:04:10.337
12 - D2	32.069	42.125	107.7	27.602	86.7	1:41.796	(2) 84.16	0.794	11:05:52.133
13 - D2	32.702	41.559	109.1	26.741	87.1	1:41.002	(1) 84.83		11:07:33.135
14 - D2	32.228	45.592	101.9	27.228	84.8	1:45.048	81.56	4.046	11:09:18.183
15 - D2	31.849	43.025	105.0	27.434	85.2	1:42.308	83.74	1.306	11:11:00.491
16 - D2	34.751	42.642	104.3	26.704	85.9	1:44.097	82.30	3.095	11:12:44.588

P28	35	CUMMINS / BUSH		Norton Manx 30M - 1962				
IDEAL LAP TIME : 1:44.901		BEST LAP TIME : 1:44.901		DIFFERENCE : 0.000				
Conor CUMMINS		Keith BUSH						

LAP	SECTOR 1	SECTOR 2		SECTOR 3		LAP TIME	MPH	DIFF	TIME OF DAY
1 - D1		45.680	108.9	30.001	89.1				10:45:29.589
2 - D1	32.292	44.124	105.8	28.485	89.5	1:44.901	(1) 81.67		10:47:14.490

P29	21	HEDGER / KINGHAM		Matchless G50 - 1960				
IDEAL LAP TIME : 1:46.666		BEST LAP TIME : 1:47.009		DIFFERENCE : 0.343				
Luke HEDGER		Ben KINGHAM						

LAP	SECTOR 1	SECTOR 2		SECTOR 3		LAP TIME	MPH	DIFF	TIME OF DAY
1 - D2	OUTLAP	49.698	105.5	30.251	88.4				10:45:45.239
2 - D2	33.169	44.597	108.2	29.243	89.2	1:47.009	(1) 80.06		10:47:32.248
3 - D2	32.826	56.377	60.0	IN PIT		8:20.628	P 17.11	6:33.619	10:55:52.876

P30	42	DUNLOP / HORNBY		MV Agusta 500/3 - 1966				
IDEAL LAP TIME :		BEST LAP TIME :		DIFFERENCE :				
Michael DUNLOP		Andy HORNBY						

LAP	SECTOR 1	SECTOR 2		SECTOR 3		LAP TIME	MPH	DIFF	TIME OF DAY
1 - D2	OUTLAP	44.261	103.8	IN PIT			P		10:54:08.817

Barry Sheene Memorial Trophy

OFFICIAL PRACTICE - RACES 3 & 10 - BEST SECTORS

SECTOR 1			SECTOR 2			SECTOR 3			IDEAL / BEST COMPARISON						
POS	NO	NAME	TIME	NO	NAME	TIME	NO	NAME	TIME	POS	NO	NAME	IDEAL	BEST	DIFF
													PERFECT LAP	1:28.824	
1	12	BROGAN / BAIN	27.915	68	RUTTER / RUSSELL	37.749	23	TODD / THOMAS	23.160	1	12	BROGAN / BAIN	1:28.967	1:29.275	0.308
2	23	TODD / THOMAS	28.044	23	TODD / THOMAS	37.797	12	BROGAN / BAIN	23.163	2	23	TODD / THOMAS	1:29.001	1:29.175	0.174
3	68	RUTTER / RUSSELL	28.047	25	HARRISON / FARRAR	37.851	17	HILL / TONGE	23.430	3	68	RUTTER / RUSSELL	1:29.300	1:29.930	0.630
4	22	MCCONNELL / PERKINS	28.487	12	BROGAN / BAIN	37.889	68	RUTTER / RUSSELL	23.504	4	17	HILL / TONGE	1:30.192	1:30.335	0.143
5	4	COOPER / BARDEL	28.592	17	HILL / TONGE	38.164	37	HILLIER / JACKSON	23.519	5	25	HARRISON / FARRAR	1:30.237	1:30.269	0.032
6	17	HILL / TONGE	28.598	37	HILLIER / JACKSON	38.167	22	MCCONNELL / PERKINS	23.546	6	22	MCCONNELL / PERKINS	1:30.376	1:30.729	0.353
7	37	HILLIER / JACKSON	28.710	22	MCCONNELL / PERKINS	38.343	25	HARRISON / FARRAR	23.672	7	37	HILLIER / JACKSON	1:30.396	1:30.752	0.356
8	25	HARRISON / FARRAR	28.714	125	PLATER / ENGLISH	38.603	29	MCLEAN / WOOLSEY	23.711	8	4	COOPER / BARDELL	1:31.142	1:31.142	0.000
9	125	PLATER / ENGLISH	28.778	45	MCGUINNESS / PEIRCE	38.609	4	COOPER / BARDEL	23.915	9	45	MCGUINNESS / PERKINS	1:31.348	1:31.568	0.220
10	45	MCGUINNESS / PEIRCE	28.780	4	COOPER / BARDEL	38.635	45	MCGUINNESS / PEIRCE	23.959	10	125	PLATER / ENGLISH	1:31.384	1:31.699	0.315
11	29	MCLEAN / WOOLSEY	28.969	29	MCLEAN / WOOLSEY	38.761	125	PLATER / ENGLISH	24.003	11	29	MCLEAN / WOOLSEY	1:31.441	1:32.018	0.577
12	129	MAINWARING-SMART	29.036	129	MAINWARING-SMART	38.847	74	LEE / O'BRIEN	24.112	12	129	MAINWARING-SMART	1:32.199	1:32.245	0.046
13	2	BARRIER / FOLCHER	29.299	2	BARRIER / FOLCHER	39.007	129	MAINWARING-SMART	24.316	13	2	BARRIER / FOLCHER	1:32.687	1:33.096	0.409
14	53	BURRELL / DAWSON	29.358	53	BURRELL / DAWSON	39.352	2	BARRIER / FOLCHER	24.381	14	53	BURRELL / DAWSON	1:33.097	1:33.165	0.068
15	7	PARRISH / SHEENE	29.361	75	COSTELLO / LEIGH	39.442	53	BURRELL / DAWSON	24.387	15	74	LEE / O'BRIEN	1:33.291	1:33.542	0.251
16	75	COSTELLO / LEIGH	29.467	74	LEE / O'BRIEN	39.478	11	BROOKES / REBHOLD	24.601	16	75	COSTELLO / LEIGH	1:33.916	1:34.793	0.877
17	74	LEE / O'BRIEN	29.701	11	BROOKES / REBHOLD	39.798	63	CHILD / CRAGG	24.778	17	11	BROOKES / REBHOLD	1:34.260	1:34.589	0.329
18	52	LAVERTY / OTTLINGER	29.786	67	DAY / STEPHEN	39.969	75	COSTELLO / LEIGH	25.007	18	7	PARRISH / SHEENE	1:34.872	1:35.842	0.970
19	67	DAY / STEPHEN	29.811	7	PARRISH / SHEENE	40.184	67	DAY / STEPHEN	25.098	19	67	DAY / STEPHEN	1:34.878	1:34.878	0.000
20	11	BROOKES / REBHOLD	29.861	63	CHILD / CRAGG	40.633	7	PARRISH / SHEENE	25.327	20	63	CHILD / CRAGG	1:35.679	1:36.137	0.458
21	10	GRANT / MAY	30.074	52	LAVERTY / OTTLINGER	40.748	100	RESCH / CLAUSEN	25.495	21	52	LAVERTY / OTTLINGER	1:36.084	1:36.084	0.000
22	63	CHILD / CRAGG	30.268	56	DUFFUS / HEBB	41.101	52	LAVERTY / OTTLINGER	25.550	22	10	GRANT / MAY	1:37.376	1:38.101	0.725
23	56	DUFFUS / HEBB	30.887	10	GRANT / MAY	41.230	10	GRANT / MAY	26.072	23	56	DUFFUS / HEBB	1:38.336	1:38.686	0.350
24	39	RUSSELL / GUTSCH	31.088	39	RUSSELL / GUTSCH	41.451	39	RUSSELL / GUTSCH	26.181	24	39	RUSSELL / GUTSCH	1:38.720	1:38.962	0.242
25	100	RESCH / CLAUSEN	31.417	3	ASHBY / STOKES	41.559	56	DUFFUS / HEBB	26.348	25	100	RESCH / CLAUSEN	1:38.961	1:38.999	0.038
26	9	MOSSEY / MOSSEY	31.503	100	RESCH / CLAUSEN	42.049	9	MOSSEY / MOSSEY	26.513	26	3	ASHBY / STOKES	1:40.112	1:41.002	0.890
27	3	ASHBY / STOKES	31.849	9	MOSSEY / MOSSEY	42.402	3	ASHBY / STOKES	26.704	27	9	MOSSEY / MOSSEY	1:40.418	1:40.982	0.564
28	35	CUMMINS / BUSH	32.292	42	DUNLOP / HORNBY	43.277	35	CUMMINS / BUSH	28.485	28	35	CUMMINS / BUSH	1:44.901	1:44.901	0.000
29	21	HEDGER / KINGHAM	32.826	35	CUMMINS / BUSH	44.124	21	HEDGER / KINGHAM	29.243	29	21	HEDGER / KINGHAM	1:46.666	1:47.009	0.343
30				21	HEDGER / KINGHAM	44.597				30	42	DUNLOP / HORNBY			

Barry Sheene Memorial Trophy

OFFICIAL PRACTICE - RACES 3 & 10 - BEST SPEEDS

INTERMEDIATE 1				INTERMEDIATE 2			FINISH LINE			
POS	NO	NAME	MPH	NO	NAME	MPH	NO	NAME	MPH	
1				23	TODD / THOMAS	125.4	23	TODD / THOMAS	103.4	
2				68	RUTTER / RUSSELL	122.4	29	MCLEAN / WOOLSEY	102.1	
3				12	BROGAN / BAIN	122.0	4	COOPER / BARDELL	100.6	
4				2	BARRIER / FOLCH-RUSINOL JNi	121.7	68	RUTTER / RUSSELL	100.4	
5				125	PLATER / ENGLISH	121.5	12	BROGAN / BAIN	100.3	
6				17	HILL / TONGE	121.3	17	HILL / TONGE	100.3	
7				4	COOPER / BARDELL	121.3	125	PLATER / ENGLISH	100.3	
8				29	MCLEAN / WOOLSEY	121.1	22	MCCONNELL / PERKIN	100.1	
9				22	MCCONNELL / PERKIN	119.1	129	MAINWARING-SMART / BAILEY	100.0	
10				52	LAVERTY / OTTLINGER	119.1	2	BARRIER / FOLCH-RUSINOL JNi	99.8	
11				7	PARRISH / SHEENE	118.9	74	LEE / O'BRIEN	99.4	
12				37	HILLIER / JACKSON	118.7	37	HILLIER / JACKSON	99.2	
13				75	COSTELLO / LEIGH PEMBERTO	118.7	7	PARRISH / SHEENE	98.6	
14				25	HARRISON / FARRALL	118.5	53	BURRELL / DAWSON	97.6	
15				45	MCGUINNESS / PEREZ	118.3	56	DUFFUS / HEBB	97.6	
16				129	MAINWARING-SMART / BAILEY	118.3	25	HARRISON / FARRALL	97.5	
17				53	BURRELL / DAWSON	115.9	52	LAVERTY / OTTLINGER	97.5	
18				39	RUSSELL / GUTSCH	115.9	45	MCGUINNESS / PEREZ	97.2	
19				74	LEE / O'BRIEN	115.1	63	CHILD / CRAGG	96.9	
20				10	GRANT / MAY	114.7	75	COSTELLO / LEIGH PEMBERTO	96.8	
21				67	DAY / STEPHEN	114.3	67	DAY / STEPHEN	96.1	
22				63	CHILD / CRAGG	113.9	10	GRANT / MAY	95.8	
23				56	DUFFUS / HEBB	113.5	39	RUSSELL / GUTSCH	95.4	
24				3	ASHBY / STOKES	110.3	11	BROOKES / REBHOLZ	94.5	
25				11	BROOKES / REBHOLZ	109.4	100	RESCH / CLAUSEN	92.0	
26				100	RESCH / CLAUSEN	109.4	9	MOSSEY / MOSSEY	92.0	
27				35	CUMMINS / BUSH	108.9	35	CUMMINS / BUSH	89.5	
28				21	HEDGER / KINGHAM	108.2	21	HEDGER / KINGHAM	89.2	
29				9	MOSSEY / MOSSEY	107.5	3	ASHBY / STOKES	88.6	
30				42	DUNLOP / HORNBY	103.8				

Barry Sheene Memorial Trophy

OFFICIAL PRACTICE - RACES 3 & 10 - PIT STOP ANALYSIS

P1 23 TODD / THOMAS				
STOP	IN TIME	STOP TIME	TOTAL TIME	OUT TIME
1 -	10:54:38.939	26.854	26.854	10:55:05.793

P2 12 BROGAN / BAIN				
STOP	IN TIME	STOP TIME	TOTAL TIME	OUT TIME
1 -	10:53:18.122	26.262	26.262	10:53:44.384

P3 68 RUTTER / RUSSELL				
STOP	IN TIME	STOP TIME	TOTAL TIME	OUT TIME
1 -	10:52:55.174	35.514	35.514	10:53:30.688
2 -	11:10:43.765			

P4 25 HARRISON / FARRALL				
STOP	IN TIME	STOP TIME	TOTAL TIME	OUT TIME
1 -	10:50:13.682	40.140	40.140	10:50:53.822

P5 17 HILL / TONGE				
STOP	IN TIME	STOP TIME	TOTAL TIME	OUT TIME
1 -	10:50:52.940	3:25.582	3:25.582	10:54:18.522
2 -	11:03:36.383	54.411	4:19.993	11:04:30.794
3 -	11:13:18.338			

P6 22 MCCONNELL / PERKIN				
STOP	IN TIME	STOP TIME	TOTAL TIME	OUT TIME
1 -	10:47:17.296	3:07.478	3:07.478	10:50:24.774
2 -	10:56:50.914	35.854	3:43.332	10:57:26.768

P7 37 HILLIER / JACKSON				
STOP	IN TIME	STOP TIME	TOTAL TIME	OUT TIME
1 -	10:58:00.506	22.995	22.995	10:58:23.501

P8 4 COOPER / BARDELL				
STOP	IN TIME	STOP TIME	TOTAL TIME	OUT TIME
1 -	10:48:34.832	57.002	57.002	10:49:31.834
2 -	10:54:29.966	1:00.026	1:57.028	10:55:29.992
3 -	11:03:35.416	3:05.282	5:02.310	11:06:40.698

P9 45 MCGUINNESS / PEREZ				
STOP	IN TIME	STOP TIME	TOTAL TIME	OUT TIME
1 -	10:59:20.375	19.815	19.815	10:59:40.190

P10 125 PLATER / ENGLISH				
STOP	IN TIME	STOP TIME	TOTAL TIME	OUT TIME
1 -	10:48:28.641	21.903	21.903	10:48:50.544
2 -	11:03:11.605	19.668	41.571	11:03:31.273

P11 29 MCLEAN / WOOLSEY				
STOP	IN TIME	STOP TIME	TOTAL TIME	OUT TIME
1 -	10:51:29.689	32.292	32.292	10:52:01.981
2 -	11:01:53.607	1:42.324	2:14.616	11:03:35.931
3 -	11:08:35.341	1:01.036	3:15.652	11:09:36.377

P12 129 MAINWARING-SMART / BAILEY				
STOP	IN TIME	STOP TIME	TOTAL TIME	OUT TIME
1 -	10:49:01.735	6:33.019	6:33.019	10:55:34.754
2 -	11:03:45.119	1:40.273	8:13.292	11:05:25.392

P13 2 BARRIER / FOLCH-RUSINOL JNR				
STOP	IN TIME	STOP TIME	TOTAL TIME	OUT TIME
1 -	10:58:35.975	21.948	21.948	10:58:57.923

P14 53 BURRELL / DAWSON				
STOP	IN TIME	STOP TIME	TOTAL TIME	OUT TIME
1 -	11:02:52.342	22.159	22.159	11:03:14.501

P15 74 LEE / O'BRIEN				
STOP	IN TIME	STOP TIME	TOTAL TIME	OUT TIME
1 -	10:55:12.879	22.647	22.647	10:55:35.526

P16 11 BROOKES / REBHOLZ				
STOP	IN TIME	STOP TIME	TOTAL TIME	OUT TIME
1 -	10:52:32.413	55.291	55.291	10:53:27.704
2 -	10:57:06.429	55.248	1:50.539	10:58:01.677

P17 75 COSTELLO / LEIGH PEMBERTON				
STOP	IN TIME	STOP TIME	TOTAL TIME	OUT TIME
1 -	10:55:31.382	33.114	33.114	10:56:04.496

P18 67 DAY / STEPHEN				
STOP	IN TIME	STOP TIME	TOTAL TIME	OUT TIME
1 -	10:58:32.629	24.222	24.222	10:58:56.851
2 -	11:10:04.322	28.561	52.783	11:10:32.883
3 -	11:12:29.678			

P19 7 PARRISH / SHEENE				
STOP	IN TIME	STOP TIME	TOTAL TIME	OUT TIME
1 -	10:50:14.389	34.616	34.616	10:50:49.005
2 -	11:01:10.071	46.061	1:20.677	11:01:56.132
3 -	11:10:17.028			

P20 52 LAVERTY / OTTLINGER				
STOP	IN TIME	STOP TIME	TOTAL TIME	OUT TIME
1 -	10:56:09.308	44.861	44.861	10:56:54.169

P21 63 CHILD / CRAGG				
STOP	IN TIME	STOP TIME	TOTAL TIME	OUT TIME
1 -	11:02:26.984	33.565	33.565	11:03:00.549

P22 10 GRANT / MAY				
STOP	IN TIME	STOP TIME	TOTAL TIME	OUT TIME
1 -	10:59:19.272	26.461	26.461	10:59:45.733

P24 39 RUSSELL / GUTSCH				
STOP	IN TIME	STOP TIME	TOTAL TIME	OUT TIME
1 -	10:54:32.554	1:44.473	1:44.473	10:56:17.027
2 -	11:09:21.489	1:35.914	3:20.387	11:10:57.403

Barry Sheene Memorial Trophy

OFFICIAL PRACTICE - RACES 3 & 10 - PIT STOP ANALYSIS

P25 100 RESCH / CLAUSEN				
--------------------------------	--	--	--	--

STOP	IN TIME	STOP TIME	TOTAL TIME	OUT TIME
1 -	10:52:57.124	16.611	16.611	10:53:13.735
2 -	10:55:04.696	36.286	52.897	10:55:40.982

P26 9 MOSSEY / MOSSEY				
------------------------------	--	--	--	--

STOP	IN TIME	STOP TIME	TOTAL TIME	OUT TIME
1 -	10:48:17.171	1:46.360	1:46.360	10:50:03.531
2 -	10:55:52.697	4:32.219	6:18.579	11:00:24.916
3 -	11:09:25.690			

P27 3 ASHBY / STOKES				
-----------------------------	--	--	--	--

STOP	IN TIME	STOP TIME	TOTAL TIME	OUT TIME
1 -	10:54:56.975	30.547	30.547	10:55:27.522

P29 21 HEDGER / KINGHAM				
--------------------------------	--	--	--	--

STOP	IN TIME	STOP TIME	TOTAL TIME	OUT TIME
1 -	10:49:36.024	6:16.852	6:16.852	10:55:52.876
2 -	10:58:47.011			

P30 42 DUNLOP / HORNBY				
-------------------------------	--	--	--	--

STOP	IN TIME	STOP TIME	TOTAL TIME	OUT TIME
1 -	10:45:40.832	8:27.985	8:27.985	10:54:08.817
2 -	10:55:54.619			
3 -	11:09:07.202			

Barry Sheene Memorial Trophy

OFFICIAL PRACTICE - RACES 3 & 10 - STATISTICS

Competitors Started 30
Planned Start 2023-09-08 @ 10:40:00.000
Actual Start 2023-09-08 @ 10:43:17.796
Finish Time 2023-09-08 @ 11:13:20.206
Track Length 2.3800mi.
Total Laps 435
Total Distance Covered 1035.3003mi.

Session Fastest Lap History

NO	NAME	LAP TIME	TIME OF DAY	LAP	VEHICLE
68	RUTTER / RUSSELL <i>M. RUSSELL</i>	1:32.877	10:46:52.528	2	Norton Manx 30M
68	RUTTER / RUSSELL <i>M. RUSSELL</i>	1:31.157	10:48:23.687	3	Norton Manx 30M
68	RUTTER / RUSSELL <i>M. RUSSELL</i>	1:30.309	10:49:53.996	4	Norton Manx 30M
68	RUTTER / RUSSELL <i>M. RUSSELL</i>	1:29.969	10:51:23.965	5	Norton Manx 30M
12	BROGAN / BAIN <i>S. BROGAN</i>	1:29.445	10:59:53.982	10	Norton Manx 30M
12	BROGAN / BAIN <i>S. BROGAN</i>	1:29.275	11:04:25.881	13	Norton Manx 30M
23	TODD / THOMAS <i>G. THOMAS</i>	1:29.175	11:13:26.439	19	Norton Manx 30M

Flag History

TYPE	TIME OF DAY
GREEN	10:43:17.796
FINISH	11:13:20.206

Flag Statistics

TYPE	COUNT	TOTAL LAPS	TOTAL TIME
Green	1	19	32:27.172
Red	0	0	0.000
Safety Car	0	0	0.000
FCY	0	0	0.000



Barry Sheene Memorial Trophy
RACES 3 & 10 - GRID (25 minutes)

ROW 12	30	42	DUNLOP / HORNBY	29	21	HEDGER / KINGHAM	1:47.009					
ROW 11	28	35	CUMMINS / BUSH	27	3	ASHBY / STOKES	26	9	MOSSEY / MOSSEY	1:44.901	1:41.002	1:40.982
ROW 10	25	100	RESCH / CLAUSEN	24	39	RUSSELL / GUTSCH	1:38.999	1:38.962				
ROW 9	23	56	DUFFUS / HEBB	22	10	GRANT / MAY	21	63	CHILD / CRAGG	1:38.686	1:38.101	1:36.137
ROW 8	20	52	LAVERTY / OTTLINGER	19	7	PARRISH / SHEENE	1:36.084	1:35.842				
ROW 7	18	67	DAY / STEPHEN	17	75	COSTELLO / LEIGH PEMBERTON	16	11	BROOKES / REBHOLZ	1:34.878	1:34.793	1:34.589
ROW 6	15	74	LEE / O'BRIEN	14	53	BURRELL / DAWSON	1:33.542	1:33.165				
ROW 5	13	2	BARRIER / FOLCH-RUSINOL JNR	12	129	MAINWARING-SMART / BAILEY	11	29	MCLEAN / WOOLSEY	1:33.096	1:32.245	1:32.018
ROW 4	10	125	PLATER / ENGLISH	9	45	MCGUINNESS / PEREZ	1:31.699	1:31.568				
ROW 3	8	4	COOPER / BARDELL	7	37	HILLIER / JACKSON	6	22	MCCONNELL / PERKIN	1:31.142	1:30.752	1:30.729
ROW 2	5	17	HILL / TONGE	4	25	HARRISON / FARRALL	1:30.335	1:30.269				
ROW 1	3	68	RUTTER / RUSSELL	2	12	BROGAN / BAIN	1	23	TODD / THOMAS	1:29.930	1:29.275	1:29.175
Pole												

Goodwood: 2.3800 miles

These results are provisional until the conclusion of any judicial and technical matters.

Clerk Of Course : A MacBride

Stewards :

Timekeeper : Sarah Evans



Barry Sheene Memorial Trophy RACE 3 - CLASSIFICATION

POS	NO	NAME	ENTRY	LAPS	TIME	GAP	DIFF	MPH	BEST	ON
1	125	PLATER / ENGLISH	Matchless G50 - 1962	16	25:13.505			90.57	1:31.491	16
2	68	RUTTER / RUSSELL	Norton Manx 30M - 1961	16	25:14.760	1.255	1.255	90.50	1:31.107	6
3	23	TODD / THOMAS	Norton Manx 30M - 1960	16	25:25.585	12.080	10.825	89.85	1:31.144	7
4	12	BROGAN / BAIN	Norton Manx 30M - 1962	16	25:28.359	14.854	2.774	89.69	1:31.477	6
5	22	MCCONNELL / PERKIN	Norton Manx 30M - 1962	16	25:35.642	22.137	7.283	89.27	1:32.041	6
6	2	BARRIER / FOLCH-RUSINOL JNR	Norton Manx 30M - 1962	16	25:55.494	41.989	19.852	88.13	1:33.234	4
7	25	HARRISON / FARRALL	Matchless G50 - 1961	16	25:58.270	44.765	2.776	87.97	1:31.696	4
8	129	MAINWARING-SMART / BAILEY	Matchless G50 - 1962	16	26:07.648	54.143	9.378	87.44	1:31.619	7
9	53	BURRELL / DAWSON	Norton Manx 30M - 1962	15	25:14.922	1 Lap	1 Lap	84.83	1:33.307	7
10	7	PARRISH / SHEENE	Norton Manx 30M - 1962	15	25:35.200	1 Lap	20.278	83.71	1:36.870	3
11	67	DAY / STEPHEN	Norton Manx 30M - 1962	15	25:37.321	1 Lap	2.121	83.59	1:34.060	4
12	21	HEDGER / KINGHAM	Matchless G50 - 1960	15	25:48.332	1 Lap	11.011	83.00	1:37.051	6
13	11*	BROOKES / REBHOLZ	BMW Kaczor R50S - 1966	15	26:03.380	1 Lap	15.048	82.20	1:37.284	8
14	56	DUFFUS / HEBB	Norton Manx 30M - 1962	15	26:41.636	1 Lap	38.256	80.24	1:38.871	8
15	100*	RESCH / CLAUSEN	BMW Kaczor R50S - 1963	15	27:18.497	1 Lap	36.861	78.43	1:38.604	4
16	3	ASHBY / STOKES	Norton Manx 30M - 1961	14	25:16.727	2 Laps	1 Lap	79.08	1:39.659	11
17	63*	CHILD / CRAGG	Norton Manx 30M - 1962	14	25:50.910	2 Laps	34.183	77.34	1:34.791	4
18	39	RUSSELL / GUTSCH	BMW RS54 Short Stroke - 1954	14	25:56.332	2 Laps	5.422	77.07	1:40.671	14

NOT CLASSIFIED

DNF	29	MCLEAN / WOOLSEY	Vincent Godet Grey Flash - 1950	15	24:33.207	1 Lap	0.000	87.23	1:31.569	7
DNF	74	LEE / O'BRIEN	Norton Manx 30M - 1962	15	24:43.491	1 Lap	10.284	86.63	1:34.954	5
DNF	10	GRANT / MAY	Manx Norton 30M - 1962	12	20:50.876	4 Laps	3 Laps	82.19	1:39.051	11
DNF	4	COOPER / BARDELL	Matchless G50 - 1962	10	16:10.223	6 Laps	2 Laps	88.30	1:31.557	6
DNF	45	MCGUINNESS / PEREZ	Matchless G50 - 1962	9	14:11.762	7 Laps	1 Lap	90.53	1:31.676	9
DNF	52	LAVERTY / OTTLINGER	BMW R54 Oskar Liebmann Special - 1953	9	15:38.636	7 Laps	1:26.874	82.15	1:37.540	7
DNF	42	DUNLOP / HORNBY	MV Agusta 500/3 - 1966	8	12:33.098	8 Laps	1 Lap	91.01	1:30.752	7
DNF	75	COSTELLO / LEIGH PEMBERTON	Norton Manx 30M - 1962	8	14:41.562	8 Laps	2:08.464	77.75	1:42.946	3
DNF	9	MOSSEY / MOSSEY	Norton Manx - 1963	6	10:12.151	10 Laps	2 Laps	83.97	1:38.524	3
DNF	37	HILLIER / JACKSON	Matchless G50 - 1962	5	12:34.714	11 Laps	1 Lap	56.76	1:32.673	3
DNF	17	HILL / TONGE	Norton Manx 30M - 1961	4	6:24.714	12 Laps	1 Lap	89.08	1:32.480	4

FASTEST LAP

42	DUNLOP / HORNBY	MV Agusta 500/3 - 1966	7	1:30.752	94.41 mph	151.94 kph
----	-----------------	------------------------	---	----------	-----------	------------

Bike 11 - 20 second penalty - pit stop infringement
 Bike 63 - 10 second penalty - pit stop infringement
 Bike 100 - 90 second penalty - pit stop infringement

Race Distance: 16 Laps / 38.08 miles

Goodwood: 2.3800 miles

Weather / Track : Sunny / Dry

These results are provisional until the conclusion of any judicial and technical matters.

Date: 09/09/2023 Start: 10:21 Finish: 10:46

Clerk Of Course : A MacBride

Stewards :

Timekeeper : Sarah Evans

Barry Sheene Memorial Trophy

RACE 3 - LAP CHART

LAP 1 @ 10:23:11.291			LAP 2 @ 10:24:45.176			LAP 3 @ 10:26:17.788			LAP 4 @ 10:27:50.670			LAP 5 @ 10:29:23.073		
NO	BEHIND	LAP TIME	NO	BEHIND	LAP TIME	NO	BEHIND	LAP TIME	NO	BEHIND	LAP TIME	NO	BEHIND	LAP TIME
17		1:44.748	12		1:33.274	42		1:31.473	42		1:32.882	23		1:32.364
12	0.611	1:45.359	17	0.137	1:34.022	12	0.035	1:32.647	23	0.039	1:32.548	42	0.252	1:32.655
23	1.332	1:46.080	23	0.633	1:33.186	23	0.373	1:32.352	129	0.235	1:32.008	12	0.470	1:32.233
29	1.616	1:46.364	4	1.083	1:33.009	4	0.978	1:32.507	17	0.587	1:32.480	129	0.645	1:32.813
4	1.959	1:46.707	42	1.139	1:32.993	17	0.989	1:33.464	12	0.640	1:33.487	29	2.025	1:32.557
42	2.031	1:46.779	29	1.531	1:33.800	129	1.109	1:32.054	68	0.912	1:32.441	68	2.170	1:33.661
22	2.193	1:46.941	129	1.667	1:33.002	68	1.353	1:32.249	4	1.331	1:33.235	4	2.215	1:33.287
37	2.350	1:47.098	68	1.716	1:32.887	22	1.802	1:32.425	22	1.474	1:32.554	22	2.354	1:33.283
129	2.550	1:47.298	22	1.989	1:33.681	29	2.320	1:33.401	29	1.871	1:32.433	125	3.444	1:31.920
68	2.714	1:47.462	37	2.799	1:34.334	37	2.860	1:32.673	63	1 Lap	1:35.883	25	4.114	1:32.121
125	3.931	1:48.679	125	4.487	1:34.441	125	4.922	1:33.047	37	2.706	1:32.728	63	1 Lap	1:34.791
45	4.392	1:49.140	25	5.349	1:34.593	25	5.582	1:32.845	125	3.927	1:31.887	45	6.479	1:32.859
7	4.561	1:49.309	45	5.924	1:35.417	45	6.426	1:33.114	25	4.396	1:31.696	2	10.931	1:34.379
25	4.641	1:49.389	67	6.176	1:35.196	67	7.636	1:34.072	45	6.023	1:32.479	67	11.567	1:35.156
67	4.865	1:49.613	2	6.380	1:34.817	2	8.603	1:34.835	67	8.814	1:34.060	53	13.704	1:34.142
53	5.406	1:50.154	74	7.962	1:36.430	53	10.308	1:34.815	2	8.955	1:33.234	74	16.242	1:34.954
74	5.417	1:50.165	53	8.105	1:36.584	74	10.788	1:35.438	53	11.965	1:34.539	7	24.598	1:38.657
2	5.448	1:50.196	7	9.210	1:38.534	7	13.468	1:36.870	74	13.691	1:35.785	11	29.033	1:37.982
11	8.815	1:53.563	11	13.666	1:38.736	11	18.592	1:37.538	7	18.344	1:37.758	100	34.674	1:40.006
9	9.265	1:54.013	100	14.993	1:38.950	9	21.164	1:38.524	11	23.454	1:37.744	9	35.054	1:39.694
100	9.928	1:54.676	9	15.252	1:39.872	100	21.349	1:38.968	100	27.071	1:38.604	56	40.819	1:39.513
56	12.360	1:57.108	21	19.187	1:40.408	56	27.391	1:39.641	9	27.763	1:39.481	52	45.962	1:40.141
21	12.664	1:57.412	56	20.362	1:41.887	52	30.810	1:41.514	56	33.709	1:39.200	21	46.100	1:38.004
52	12.842	1:57.590	52	21.908	1:42.951	21	32.155	1:45.580	52	38.224	1:40.296	10	48.566	1:40.623
75	15.811	2:00.559	10	24.112	1:41.681	10	33.079	1:41.579	10	40.346	1:40.149	75	1:03.369	1:47.744
10	16.316	2:01.064	75	27.071	1:45.145	75	37.405	1:42.946	21	40.499	1:41.226	3	1:21.876	1:48.573
3	17.691	2:02.439	3	33.698	1:49.892	3	50.119	1:49.033	75	48.028	1:43.505			
39	18.417	2:03.165	39	34.216	1:49.684	39	55.060	1:53.456	3	1:05.706	1:48.469			
63	1:27.882	3:12.630	63	1:31.864	1:37.867				39	1:15.022	1:52.844			

Barry Sheene Memorial Trophy

RACE 3 - LAP CHART

LAP 6 @ 10:30:55.020			LAP 7 @ 10:32:26.829			LAP 8 @ 10:33:59.641			LAP 9 @ 10:35:32.054			LAP 10 @ 10:37:24.045		
NO	BEHIND	LAP TIME	NO	BEHIND	LAP TIME	NO	BEHIND	LAP TIME	NO	BEHIND	LAP TIME	NO	BEHIND	LAP TIME
12		1:31.477	12		1:31.809	42		1:32.622	12		1:32.100	23		1:51.494 P
23	1.177	1:33.124	42	0.190	1:30.752	12	0.313	1:33.125	129	0.346	1:32.438	68	0.921	1:52.086 P
42	1.247	1:32.942	23	0.512	1:31.144	129	0.321	1:31.945	23	0.497	1:32.535	12	1.533	1:53.524 P
68	1.330	1:31.107	68	0.851	1:31.330	68	0.375	1:32.336	68	0.826	1:32.864	29	1.755	1:52.412 P
129	1.378	1:32.680	129	1.188	1:31.619	23	0.375	1:32.675	29	1.334	1:33.019	129	2.826	1:54.471
4	1.825	1:31.557	4	1.727	1:31.711	29	0.728	1:31.617	22	2.055	1:32.056	125	2.865	1:31.683 P
39	1 Lap	1:51.463	29	1.923	1:31.569	37	3 Laps	6:07.881 P	4	4.811	1:34.379	22	3.723	1:53.659 P
29	2.163	1:32.085	22	2.999	1:32.360	22	2.412	1:32.225	45	6.251	1:31.676	4	12.721	1:59.901 P
22	2.448	1:32.041	125	3.232	1:31.686	4	2.845	1:33.930	25	6.784	1:33.323	25	13.668	1:58.875 P
125	3.355	1:31.858	25	5.471	1:33.225	25	5.874	1:33.215	2	18.209	1:34.894	2	17.767	1:51.549 P
25	4.055	1:31.888	3	1 Lap	1:48.037	45	6.988	1:32.680	63	1 Lap	1:36.699	74	44.352	1:39.297
45	6.841	1:32.309	45	7.120	1:32.088	63	1 Lap	1:36.699	125	23.173	1:36.656	53	51.671	1:41.138
63	1 Lap	1:34.901	63	1 Lap	1:35.072	2	15.728	1:33.572	75	1 Lap	1:44.038	3	1 Lap	1:43.028
2	12.639	1:33.655	2	14.968	1:34.138	125	18.930	1:48.510 P	11	51.483	1:37.928	100	52.401	1:40.489
67	15.106	1:35.486	53	16.793	1:33.307	75	1 Lap	2:10.097 P	67	56.299	2:04.247 P	67	54.177	1:49.869
53	15.295	1:33.538	67	20.481	1:37.184	67	24.465	1:36.796	74	57.046	2:03.032 P	11	1:08.856	2:09.364 P
74	19.681	1:35.386	39	1 Lap	1:52.177	74	26.427	1:35.535	3	1 Lap	1:47.236	7	1:10.720	1:42.891
7	30.989	1:38.338	74	23.704	1:35.832	39	1 Lap	1:51.279	53	1:02.524	1:46.322	56	1:22.981	1:45.557
11	35.627	1:38.541	7	36.670	1:37.490	3	1 Lap	2:12.514 P	100	1:03.903	1:39.481	21	1:25.496	1:41.859
100	42.380	1:39.653	11	41.496	1:37.678	11	45.968	1:37.284	7	1:19.820	1:45.596	63	1 Lap	3:02.361 P
9	43.674	1:40.567	100	50.228	1:39.657	53	48.615	2:04.634 P	39	1 Lap	2:18.528 P	39	1 Lap	1:58.379
56	48.334	1:39.462	56	55.930	1:39.405	100	56.835	1:39.419	56	1:29.415	1:59.839 P	10	1:33.943	1:44.514
21	51.204	1:37.051	21	57.079	1:37.684	56	1:01.989	1:38.871	52	1:33.125	2:01.672 P			
52	52.821	1:38.806	52	58.552	1:37.540	52	1:03.866	1:38.126	21	1:35.628	1:47.268			
10	56.334	1:39.715	10	1:04.393	1:39.868	7	1:06.637	2:02.779 P	10	1:41.420	2:01.123 P			
75	1:18.950	1:47.528				10	1:12.710	1:41.129						
						21	1:20.773	1:56.506 P						

Barry Sheene Memorial Trophy

RACE 3 - LAP CHART

LAP 11 @ 10:39:00.107			LAP 12 @ 10:40:33.324			LAP 13 @ 10:42:04.550			LAP 14 @ 10:43:36.871			LAP 15 @ 10:45:08.398		
NO	BEHIND	LAP TIME	NO	BEHIND	LAP TIME	NO	BEHIND	LAP TIME	NO	BEHIND	LAP TIME	NO	BEHIND	LAP TIME
125		1:33.197	68		1:32.483	68		1:31.226	68		1:32.321	68		1:31.527
68	0.734	1:35.875	125	0.344	1:33.561	125	0.763	1:31.645	125	0.087	1:31.645	125	0.159	1:31.599
23	1.180	1:37.242	63	2 Laps	1:42.349	12	6.941	1:33.692	7	1 Lap	1:41.169	23	11.875	1:33.887
12	1.350	1:35.879	23	2.643	1:34.680	21	1 Lap	1:41.163	11	1 Lap	1:42.199	7	1 Lap	1:40.982
22	7.854	1:40.193	10	1 Lap	1:39.051	23	8.376	1:36.959	12	9.332	1:34.712	12	12.713	1:34.908
29	10.393	1:44.700	12	4.475	1:36.342	63	2 Laps	1:38.766	23	9.515	1:33.460	67	1 Lap	1:45.061
129	11.552	1:44.788	39	2 Laps	1:40.808	10	1 Lap	1:40.380	100	1 Lap	1:48.721	22	18.736	1:34.560
2	19.589	1:37.884	22	10.234	1:35.597	22	13.516	1:34.508	22	15.703	1:34.508	11	1 Lap	1:42.458
25	20.052	1:42.446	129	19.408	1:41.073	39	2 Laps	1:41.034	21	1 Lap	1:41.185	63	2 Laps	1:36.284
74	44.598	1:36.308	29	20.040	1:42.864	2	27.302	1:36.068	63	2 Laps	1:38.159	100	1 Lap	1:43.722
100	56.232	1:39.893	2	22.460	1:36.088	129	29.037	1:40.855	39	2 Laps	1:41.236	21	1 Lap	1:41.069
53	57.796	1:42.187	25	23.497	1:36.662	25	29.717	1:37.446	2	31.036	1:36.055	39	2 Laps	1:41.608
3	1 Lap	1:42.930	74	47.653	1:36.272	29	31.198	1:42.384	25	34.886	1:37.490	2	36.232	1:36.723
67	1:03.874	1:45.759	56	1 Lap	2:34.054 P	74	52.616	1:36.189	129	37.294	1:40.578	25	40.525	1:37.166
7	1:16.333	1:41.675	53	1:03.872	1:39.293	56	1 Lap	1:42.997	29	40.932	1:42.055	129	45.596	1:39.829
11	1:19.870	1:47.076	3	1 Lap	1:39.659	53	1:13.235	1:40.589	74	56.493	1:36.198	29	51.352	1:41.947
21	1:30.261	1:40.827	67	1:16.827	1:46.170	3	1 Lap	1:40.656	56	1 Lap	1:40.337	74	1:01.636	1:36.670
			100	1:24.750	2:01.735 P	67	1:31.802	1:46.201	53	1:22.872	1:41.958	56	1 Lap	1:39.698
			7	1:25.003	1:41.887				3	1 Lap	1:41.595			
			11	1:29.757	1:43.104									

Barry Sheene Memorial Trophy

RACE 3 - LAP CHART

LAP 16 @ 10:46:40.048

NO	BEHIND	LAP TIME
125		1:31.491
68	1.255	1:32.905
53	1 Lap	1:41.722
3	2 Laps	1:42.666
23	12.080	1:31.855
12	14.854	1:33.791
7	1 Lap	1:41.265
22	22.137	1:35.051
67	1 Lap	1:42.451
63	2 Laps	1:38.449
11	1 Lap	1:42.185
21	1 Lap	1:41.090
100	1 Lap	1:44.523
2	41.989	1:37.407
39	2 Laps	1:40.671
25	44.765	1:35.890
129	54.143	1:40.197
56	1 Lap	1:44.067

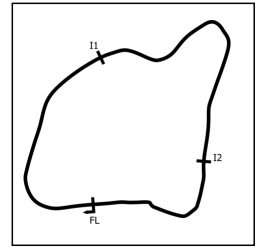
Barry Sheene Memorial Trophy

RACE 3 - POSITION CHART

No	Name	Lap																	
		Pos	1	2	3	4	5	6	7	8	9	10	11	12	13	14	15	16	17
23	TODD / THOMAS	1	17	12	42	42	23	12	12	42	12	23	125	68	68	68	68	125	
12	BROGAN / BAIN	2	12	17	12	23	42	23	42	12	129	68	68	125	125	125	125	68	
68	RUTTER / RUSSELL	3	23	23	23	129	12	42	23	129	23	12	23	23	12	12	23	23	
25	HARRISON / FARRALL	4	29	4	4	17	129	68	68	68	68	29	12	12	23	23	12	12	
17	HILL / TONGE	5	4	42	17	12	29	129	129	23	29	129	22	22	22	22	22	22	
22	MCCONNELL / PERKIN	6	42	29	129	68	68	4	4	29	22	125	29	129	2	2	2	2	
37	HILLIER / JACKSON	7	22	129	68	4	4	29	29	22	4	22	129	29	129	25	25	25	
4	COOPER / BARDELL	8	37	68	22	22	22	22	22	4	45	4	2	2	25	129	129	129	
45	MCGUINNESS / PEREZ	9	129	22	29	29	125	125	125	25	25	25	25	25	29	29	29		
125	PLATER / ENGLISH	10	68	37	37	37	25	25	25	45	2	2	74	74	74	74	74		
29	MCLEAN / WOOLSEY	11	125	125	125	125	45	45	45	2	125	74	100	53	53	53	53		
129	MAINWARING-SMART	12	45	25	25	25	2	2	2	125	11	53	53	67	67	7	7		
2	BARRIER / FOLCH-RU	13	7	45	45	45	67	67	53	67	67	100	67	100	7	67	67		
53	BURRELL / DAWSON	14	25	67	67	67	53	53	67	74	74	67	7	7	11	11	11		
74	LEE / O'BRIEN	15	67	2	2	2	74	74	74	11	53	11	11	11	100	100	21		
11	BROOKES / REBHOLZ	16	53	74	53	53	7	7	7	53	100	7	21	21	21	21	100		
75	COSTELLO / LEIGH PE	17	74	53	74	74	11	11	11	100	7	56	10	10	56	56	56		
67	DAY / STEPHEN	18	2	7	7	7	100	100	100	56	56	21	56	56	3	3			
7	PARRISH / SHEENE	19	11	11	11	11	9	9	56	52	52	10	3	3	63	63			
52	LAVERTY / OTTLINGER	20	9	100	9	100	56	56	21	7	21	3	63	63	39	39			
63	CHILD / CRAGG	21	100	9	100	9	52	21	52	10	10	63	39	39					
10	GRANT / MAY	22	56	21	56	56	21	52	10	21	3	39							
56	DUFFUS / HEBB	23	21	56	52	52	10	10	63	63	63								
39	RUSSELL / GUTSCH	24	52	52	21	10	75	75	75	75	39								
100	RESCH / CLAUSEN	25	75	10	10	21	3	3	39	3									
9	MOSSEY / MOSSEY	26	10	75	75	75	39	63	3	39									
3	ASHBY / STOKES	27	3	3	3	3	63	39											
21	HEDGER / KINGHAM	28	39	39	39	39	37												
42	DUNLOP / HORNBY	29	63	63	63	63													

Barry Sheene Memorial Trophy

RACE 3 - SECTOR ANALYSIS



SECTOR 1 = FL to I1, SECTOR 2 = I1 to I2, SECTOR 3 = I2 to FL, DIFF = Difference To Personal Best Lap, P = Crossed Finish Line in Pit Lane, D = Time Disallowed

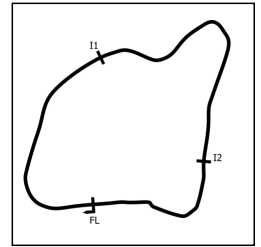
P1 125		PLATER / ENGLISH		Matchless G50 - 1962					
IDEAL LAP TIME : 1:30.861		BEST LAP TIME : 1:31.491		DIFFERENCE : 0.630					
Steve PLATER		Glen ENGLISH							
LAP	SECTOR 1	SECTOR 2		SECTOR 3		LAP TIME	MPH	DIFF	TIME OF DAY
1 - D1		41.389	120.4	27.119	94.6	1:48.679	78.83	17.188	10:23:15.222
2 - D1	29.490	39.670	116.9	25.281	96.6	1:34.441	90.72	2.950	10:24:49.663
3 - D1	28.991	39.138	116.9	24.918	97.8	1:33.047	92.08	1.556	10:26:22.710
4 - D1	28.835	38.801	117.9	24.251	97.6	1:31.887	93.24	0.396	10:27:54.597
5 - D1	28.814	39.037	117.1	24.069	96.9	1:31.920	93.21	0.429	10:29:26.517
6 - D1	28.784	39.011	116.9	24.063	97.6	1:31.858	93.27	0.367	10:30:58.375
7 - D1	28.606	38.663	118.7	24.417	98.2	1:31.686	93.44	0.195	10:32:30.061
8 - D1	28.807	39.392	116.9	IN PIT		1:48.510	P 78.96	17.019	10:34:18.571
9 - D1	OUTLAP	39.629	116.7	24.761	96.9	1:36.656	88.64	5.165	10:35:55.227
10 - D1	29.072	38.224	118.3	IN PIT		1:31.683	P 93.45	0.192	10:37:26.910
11 - D1	OUTLAP	39.575	115.3	24.789	97.1	1:33.197	91.93	1.706	10:39:00.107
12 - D1	28.700	40.631	117.9	24.230	98.8	1:33.561	91.57	2.070	10:40:33.668
13 - D1	28.697	38.908	117.7	24.040	98.1	1:31.645 (3)	93.49	0.154	10:42:05.313
14 - D1	28.678	38.693	117.1	24.274	97.2	1:31.645 (3)	93.49	0.154	10:43:36.958
15 - D1	28.709	38.577	118.3	24.313	99.4	1:31.599 (2)	93.53	0.108	10:45:08.557
16 - D1	28.597	38.541	117.9	24.353	97.5	1:31.491 (1)	93.64		10:46:40.048

P2 68		RUTTER / RUSSELL		Norton Manx 30M - 1961					
IDEAL LAP TIME : 1:30.839		BEST LAP TIME : 1:31.107		DIFFERENCE : 0.268					
Michael RUTTER		Michael RUSSELL							
LAP	SECTOR 1	SECTOR 2		SECTOR 3		LAP TIME	MPH	DIFF	TIME OF DAY
1 - D2		41.380	122.0	26.382	100.6	1:47.462	79.73	16.355	10:23:14.005
2 - D2	28.641	38.842	126.1	25.404	100.4	1:32.887	92.24	1.780	10:24:46.892
3 - D2	28.650	39.390	124.0	24.209	101.3	1:32.249	92.87	1.142	10:26:19.141
4 - D2	28.231	39.332	125.6	24.878	100.9	1:32.441	92.68	1.334	10:27:51.582
5 - D2	28.925	40.120	120.2	24.616	98.3	1:33.661	91.47	2.554	10:29:25.243
6 - D2	28.391	38.523	121.7	24.193	99.5	1:31.107 (1)	94.04		10:30:56.350
7 - D2	28.620	38.538	121.5	24.172	100.1	1:31.330 (3)	93.81	0.223	10:32:27.680
8 - D2	28.480	39.203	123.8	24.653	100.6	1:32.336	92.79	1.229	10:34:00.016
9 - D2	29.412	38.983	120.6	24.469	100.6	1:32.864	92.26	1.757	10:35:32.880
10 - D2	28.406	38.724	122.4	IN PIT		1:52.086	P 76.44	20.979	10:37:24.966
11 - D2	OUTLAP	39.648	122.2	25.138	99.8	1:35.875	89.36	4.768	10:39:00.841
12 - D2	28.333	40.065	121.3	24.085	100.3	1:32.483	92.64	1.376	10:40:33.324
13 - D2	28.313	38.637	120.9	24.276	99.8	1:31.226 (2)	93.92	0.119	10:42:04.550
14 - D2	28.777	39.126	121.1	24.418	98.5	1:32.321	92.80	1.214	10:43:36.871
15 - D2	28.614	38.531	120.6	24.382	99.2	1:31.527	93.61	0.420	10:45:08.398
16 - D2	28.570	38.680	123.5	25.655	99.7	1:32.905	92.22	1.798	10:46:41.303

P3 23		TODD / THOMAS		Norton Manx 30M - 1960					
IDEAL LAP TIME : 1:30.956		BEST LAP TIME : 1:31.144		DIFFERENCE : 0.188					
Davey TODD		George THOMAS							
LAP	SECTOR 1	SECTOR 2		SECTOR 3		LAP TIME	MPH	DIFF	TIME OF DAY
1 - D2		40.908	122.4	25.607	98.8	1:46.080	80.76	14.936	10:23:12.623
2 - D2	28.454	39.442	121.7	25.290	99.8	1:33.186	91.94	2.042	10:24:45.809
3 - D2	28.493	39.200	124.7	24.659	100.7	1:32.352 (3)	92.77	1.208	10:26:18.161
4 - D2	28.749	39.323	123.3	24.476	101.3	1:32.548	92.57	1.404	10:27:50.709
5 - D2	28.692	39.290	121.5	24.382	99.8	1:32.364	92.76	1.220	10:29:23.073
6 - D2	28.626	38.997	123.5	25.501	98.5	1:33.124	92.00	1.980	10:30:56.197
7 - D2	28.388	38.622	122.4	24.134	101.8	1:31.144 (1)	94.00		10:32:27.341
8 - D2	28.711	39.027	125.2	24.937	95.3	1:32.675	92.45	1.531	10:34:00.016
9 - D2	29.491	38.911	121.5	24.133	102.4	1:32.535	92.59	1.391	10:35:32.551
10 - D2	28.379	38.444	122.0	IN PIT		1:51.494	P 76.84	20.350	10:37:24.045
11 - D2	OUTLAP	40.102	122.0	24.703	99.5	1:37.242	88.11	6.098	10:39:01.287
12 - D2	28.947	40.755	120.4	24.978	100.4	1:34.680	90.49	3.536	10:40:35.967
13 - D2	33.556	39.118	121.1	24.285	99.7	1:36.959	88.36	5.815	10:42:12.926
14 - D2	29.069	39.505	122.9	24.886	100.0	1:33.460	91.67	2.316	10:43:46.386
15 - D2	29.274	39.615	124.9	24.998	98.9	1:33.887	91.25	2.743	10:45:20.273
16 - D2	28.832	38.889	121.3	24.134	100.4	1:31.855 (2)	93.27	0.711	10:46:52.128

Barry Sheene Memorial Trophy

RACE 3 - SECTOR ANALYSIS



SECTOR 1 = FL to I1, SECTOR 2 = I1 to I2, SECTOR 3 = I2 to FL, DIFF = Difference To Personal Best Lap, P = Crossed Finish Line in Pit Lane, D = Time Disallowed

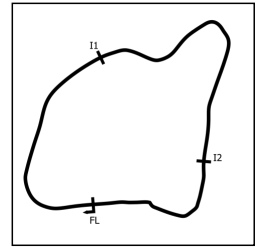
P4 12		BROGAN / BAIN		Norton Manx 30M - 1962						
IDEAL LAP TIME : 1:30.692		BEST LAP TIME : 1:31.477		DIFFERENCE : 0.785						
Steve BROGAN		Ian BAIN								
LAP	SECTOR 1	SECTOR 2	SECTOR 3	LAP TIME	MPH	DIFF	TIME OF DAY			
1 - D1		40.738	117.3	26.063	92.5	1:45.359	81.32	13.882	10:23:11.902	
2 - D1	28.743	39.415	115.9	25.116	95.5	1:33.274	91.85	1.797	10:24:45.176	
3 - D1	28.949	39.098	119.8	24.600	99.1	1:32.647	92.48	1.170	10:26:17.823	
4 - D1	28.846	39.102	116.9	25.539	97.9	1:33.487	91.64	2.010	10:27:51.310	
5 - D1	28.382	39.226	121.5	24.625	98.1	1:32.233	92.89	0.756	10:29:23.543	
6 - D1	28.179	38.768	116.9	24.530	95.8	1:31.477 (1)	93.66		10:30:55.020	
7 - D1	29.118	38.557	117.3	24.134	96.0	1:31.809 (2)	93.32	0.332	10:32:26.829	
8 - D1	29.006	39.141	122.0	24.978	95.0	1:33.125	92.00	1.648	10:33:59.954	
9 - D1	29.401	38.743	115.5	23.956	97.5	1:32.100 (3)	93.02	0.623	10:35:32.054	
10 - D1	28.884	38.631	118.1	IN PIT		1:53.524 P	75.47	22.047	10:37:25.578	
11 - D1	OUTLAP	40.121	121.3	24.706	102.2	1:35.879	89.36	4.402	10:39:01.457	
12 - D1	29.089	40.886	114.5	26.367	97.2	1:36.342	88.93	4.865	10:40:37.799	
13 - D1	29.051	39.792	119.4	24.849	99.1	1:33.692	91.44	2.215	10:42:11.491	
14 - D1	28.721	39.457	121.5	26.534	99.8	1:34.712	90.46	3.235	10:43:46.203	
15 - D1	29.089	39.871	120.9	25.948	100.9	1:34.908	90.27	3.431	10:45:21.111	
16 - D1	28.740	39.323	119.6	25.728	94.2	1:33.791	91.35	2.314	10:46:54.902	

P5 22		MCCONNELL / PERKIN		Norton Manx 30M - 1962						
IDEAL LAP TIME : 1:31.055		BEST LAP TIME : 1:32.041		DIFFERENCE : 0.986						
Billy MCCONNELL		Tony PERKIN								
LAP	SECTOR 1	SECTOR 2	SECTOR 3	LAP TIME	MPH	DIFF	TIME OF DAY			
1 - D1		40.969	118.5	26.045	99.8	1:46.941	80.11	14.900	10:23:13.484	
2 - D1	28.949	39.489	123.1	25.243	100.4	1:33.681	91.45	1.640	10:24:47.165	
3 - D1	28.683	39.069	120.2	24.673	101.0	1:32.425	92.70	0.384	10:26:19.590	
4 - D1	28.484	38.680	124.9	25.390	101.0	1:32.554	92.57	0.513	10:27:52.144	
5 - D1	28.464	40.364	122.0	24.455	100.7	1:33.283	91.84	1.242	10:29:25.427	
6 - D1	28.473	39.016	121.5	24.552	100.3	1:32.041 (1)	93.08		10:30:57.468	
7 - D1	28.479	39.280	120.6	24.601	98.5	1:32.360	92.76	0.319	10:32:29.828	
8 - D1	28.914	38.909	117.9	24.402	97.6	1:32.225 (3)	92.90	0.184	10:34:02.053	
9 - D1	29.110	39.035	119.1	23.911	98.6	1:32.056 (2)	93.07	0.015	10:35:34.109	
10 - D1	28.854	39.069	117.1	IN PIT		1:53.659 P	75.38	21.618	10:37:27.768	
11 - D1	OUTLAP	41.759	113.5	25.905	96.4	1:40.193	85.51	8.152	10:39:07.961	
12 - D1	30.317	40.334	114.9	24.946	95.5	1:35.597	89.62	3.556	10:40:43.558	
13 - D1	29.568	39.895	115.3	25.045	96.5	1:34.508	90.65	2.467	10:42:18.066	
14 - D1	29.281	39.894	116.9	25.333	96.9	1:34.508	90.65	2.467	10:43:52.574	
15 - D1	29.304	40.003	116.3	25.253	96.1	1:34.560	90.60	2.519	10:45:27.134	
16 - D1	29.465	40.242	113.9	25.344	96.9	1:35.051	90.14	3.010	10:47:02.185	

P6 2		BARRIER / FOLCH-RUSINOL JNR		Norton Manx 30M - 1962						
IDEAL LAP TIME : 1:32.800		BEST LAP TIME : 1:33.234		DIFFERENCE : 0.434						
Sylvain BARRIER		Joaquin FOLCH-RUSINOL								
LAP	SECTOR 1	SECTOR 2	SECTOR 3	LAP TIME	MPH	DIFF	TIME OF DAY			
1 - D1		40.447	120.6	26.352	98.9	1:50.196	77.75	16.962	10:23:16.739	
2 - D1	29.513	39.810	121.3	25.494	99.4	1:34.817	90.36	1.583	10:24:51.556	
3 - D1	29.420	40.514	120.2	24.901	97.9	1:34.835	90.34	1.601	10:26:26.391	
4 - D1	28.825	39.205	121.1	25.204	99.1	1:33.234 (1)	91.89		10:27:59.625	
5 - D1	29.199	39.768	120.2	25.412	95.7	1:34.379	90.78	1.145	10:29:34.004	
6 - D1	29.265	39.264	118.9	25.126	97.6	1:33.655 (3)	91.48	0.421	10:31:07.659	
7 - D1	29.392	39.859	118.5	24.887	96.2	1:34.138	91.01	0.904	10:32:41.797	
8 - D1	29.326	39.476	119.4	24.770	97.6	1:33.572 (2)	91.56	0.338	10:34:15.369	
9 - D1	29.538	40.382	118.3	24.974	96.8	1:34.894	90.29	1.660	10:35:50.263	
10 - D1	29.135	39.531	117.9	IN PIT		1:51.549 P	76.80	18.315	10:37:41.812	
11 - D1	OUTLAP	39.936	120.4	26.116	97.8	1:37.884	87.53	4.650	10:39:19.696	
12 - D1	29.774	40.838	120.4	25.476	97.5	1:36.088	89.16	2.854	10:40:55.784	
13 - D1	29.677	40.660	119.8	25.731	97.2	1:36.068	89.18	2.834	10:42:31.852	
14 - D1	29.588	40.471	119.8	25.996	95.7	1:36.055	89.19	2.821	10:44:07.907	
15 - D1	29.888	40.797	118.3	26.038	96.1	1:36.723	88.58	3.489	10:45:44.630	
16 - D1	30.111	41.266	118.1	26.030	95.3	1:37.407	87.96	4.173	10:47:22.037	

Barry Sheene Memorial Trophy

RACE 3 - SECTOR ANALYSIS



SECTOR 1 = FL to I1, SECTOR 2 = I1 to I2, SECTOR 3 = I2 to FL, DIFF = Difference To Personal Best Lap, P = Crossed Finish Line in Pit Lane, D = Time Disallowed

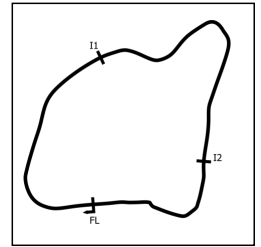
P7 25		HARRISON / FARRALL				Matchless G50 - 1961			
IDEAL LAP TIME : 1:31.621		BEST LAP TIME : 1:31.696		DIFFERENCE : 0.075					
Dean HARRISON		Mike FARRALL							
LAP	SECTOR 1	SECTOR 2		SECTOR 3		LAP TIME	MPH	DIFF	TIME OF DAY
1 - D2		41.630	119.1	27.107	94.5	1:49.389	78.32	17.693	10:23:15.932
2 - D2	29.712	39.691	118.7	25.190	94.7	1:34.593	90.57	2.897	10:24:50.525
3 - D2	28.989	39.405	118.3	24.451	97.1	1:32.845	92.28	1.149	10:26:23.370
4 - D2	28.713	38.743	119.4	24.240	97.2	1:31.696 (1)	93.43		10:27:55.066
5 - D2	28.643	38.998	120.0	24.480	96.8	1:32.121 (3)	93.00	0.425	10:29:27.187
6 - D2	28.747	38.906	118.3	24.235	96.9	1:31.888 (2)	93.24	0.192	10:30:59.075
7 - D2	29.801	38.975	117.3	24.449	95.5	1:33.225	91.90	1.529	10:32:32.300
8 - D2	29.322	39.445	116.1	24.448	94.6	1:33.215	91.91	1.519	10:34:05.515
9 - D2	29.427	39.143	117.1	24.753	95.8	1:33.323	91.81	1.627	10:35:38.838
10 - D2	29.944	39.587	114.9	IN PIT		1:58.875	P 72.07	27.179	10:37:37.713
11 - D2	OUTLAP	41.687	115.3	26.574	95.7	1:42.446	83.63	10.750	10:39:20.159
12 - D2	29.745	41.505	116.3	25.412	94.7	1:36.662	88.63	4.966	10:40:56.821
13 - D2	29.853	41.698	115.9	25.895	94.7	1:37.446	87.92	5.750	10:42:34.267
14 - D2	30.220	41.631	114.5	25.639	94.1	1:37.490	87.88	5.794	10:44:11.757
15 - D2	30.172	41.284	116.1	25.710	94.2	1:37.166	88.17	5.470	10:45:48.923
16 - D2	29.758	41.079	115.7	25.053	94.7	1:35.890	89.35	4.194	10:47:24.813

P8 129		MAINWARING-SMART / BAILEY				Matchless G50 - 1962			
IDEAL LAP TIME : 1:31.192		BEST LAP TIME : 1:31.619		DIFFERENCE : 0.427					
Howie MAINWARING-SMAI		Luke BAILEY							
LAP	SECTOR 1	SECTOR 2		SECTOR 3		LAP TIME	MPH	DIFF	TIME OF DAY
1 - D2		40.699	120.4	26.215	98.6	1:47.298	79.85	15.679	10:23:13.841
2 - D2	28.617	38.969	119.6	25.416	100.3	1:33.002	92.12	1.383	10:24:46.843
3 - D2	28.571	38.545	122.0	24.938	99.4	1:32.054	93.07	0.435	10:26:18.897
4 - D2	28.347	39.156	120.4	24.505	99.5	1:32.008 (3)	93.12	0.389	10:27:50.905
5 - D2	28.838	39.321	119.4	24.654	100.0	1:32.813	92.31	1.194	10:29:23.718
6 - D2	28.760	38.692	119.1	25.228	97.5	1:32.680	92.44	1.061	10:30:56.398
7 - D2	28.605	38.615	118.7	24.399	100.1	1:31.619 (1)	93.51		10:32:28.017
8 - D2	28.475	38.782	120.9	24.688	97.1	1:31.945 (2)	93.18	0.326	10:33:59.962
9 - D2	29.488	38.650	114.5	24.300	98.8	1:32.438	92.68	0.819	10:35:32.400
10 - D2	28.714	38.684	119.4		29.3	1:54.471	74.84	22.852	10:37:26.871
11 - D2	34.089	43.183	109.6	27.516	95.8	1:44.788	81.76	13.169	10:39:11.659
12 - D2	30.904	42.800	110.1	27.369	94.3	1:41.073	84.77	9.454	10:40:52.732
13 - D2	31.179	42.888	112.2	26.788	94.6	1:40.855	84.95	9.236	10:42:33.587
14 - D2	30.908	43.007	110.7	26.663	94.3	1:40.578	85.18	8.959	10:44:14.165
15 - D2	31.015	42.139	110.7	26.675	95.1	1:39.829	85.82	8.210	10:45:53.994
16 - D2	31.225	42.386	109.2	26.586	94.6	1:40.197	85.51	8.578	10:47:34.191

P9 53		BURRELL / DAWSON				Norton Manx 30M - 1962			
IDEAL LAP TIME : 1:33.086		BEST LAP TIME : 1:33.307		DIFFERENCE : 0.221					
Barry BURRELL		Richard DAWSON							
LAP	SECTOR 1	SECTOR 2		SECTOR 3		LAP TIME	MPH	DIFF	TIME OF DAY
1 - D1		41.348	120.0	27.595	95.8	1:50.154	77.78	16.847	10:23:16.697
2 - D1	29.175	41.342	117.7	26.067	93.9	1:36.584	88.71	3.277	10:24:53.281
3 - D1	29.619	39.826	116.7	25.370	96.0	1:34.815	90.36	1.508	10:26:28.096
4 - D1	29.053	39.969	116.3	25.517	95.1	1:34.539	90.62	1.232	10:28:02.635
5 - D1	29.222	39.954	116.3	24.966	96.6	1:34.142 (3)	91.01	0.835	10:29:36.777
6 - D1	29.062	39.637	118.1	24.839	97.8	1:33.538 (2)	91.59	0.231	10:31:10.315
7 - D1	29.230	39.476	115.7	24.601	96.6	1:33.307 (1)	91.82		10:32:43.622
8 - D1	29.117	39.432	114.7	IN PIT		2:04.634	P 68.74	31.327	10:34:48.256
9 - D1	OUTLAP	43.096	113.7	27.549	97.3	1:46.322	80.58	13.015	10:36:34.578
10 - D1	31.128	42.391	112.4	27.619	96.9	1:41.138	84.71	7.831	10:38:15.716
11 - D1	31.357	43.919	111.2	26.911	96.5	1:42.187	83.84	8.880	10:39:57.903
12 - D1	30.677	41.746	110.5	26.870	95.7	1:39.293	86.29	5.986	10:41:37.196
13 - D1	30.587	42.337	111.8	27.665	94.3	1:40.589	85.17	7.282	10:43:17.785
14 - D1	31.531	42.620	111.8	27.807	94.2	1:41.958	84.03	8.651	10:44:59.743
15 - D1	31.509	42.509	110.7	27.704	94.5	1:41.722	84.22	8.415	10:46:41.465

Barry Sheene Memorial Trophy

RACE 3 - SECTOR ANALYSIS



SECTOR 1 = FL to I1, SECTOR 2 = I1 to I2, SECTOR 3 = I2 to FL, DIFF = Difference To Personal Best Lap, P = Crossed Finish Line in Pit Lane, D = Time Disallowed

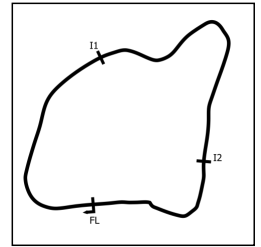
P10 7		PARRISH / SHEENE		Norton Manx 30M - 1962					
IDEAL LAP TIME : 1:36.773		BEST LAP TIME : 1:36.870		DIFFERENCE : 0.097					
Steve PARRISH		Freddie SHEENE							
LAP	SECTOR 1	SECTOR 2		SECTOR 3		LAP TIME	MPH	DIFF	TIME OF DAY
1 - D1		42.762	118.9	27.543	94.6	1:49.309	78.38	12.439	10:23:15.852
2 - D1	29.770	41.631	116.7	27.133	94.9	1:38.534	86.95	1.664	10:24:54.386
3 - D1	29.578	40.918	117.3	26.374	95.5	1:36.870 (1)	88.44		10:26:31.256
4 - D1	29.991	40.937	116.5	26.830	94.9	1:37.758 (3)	87.64	0.888	10:28:09.014
5 - D1	30.120	41.867	114.3	26.670	94.3	1:38.657	86.84	1.787	10:29:47.671
6 - D1	30.232	41.509	115.3	26.597	94.6	1:38.338	87.12	1.468	10:31:26.009
7 - D1	29.865	41.348	115.1	26.277	94.9	1:37.490 (2)	87.88	0.620	10:33:03.499
8 - D1	30.140	41.398	115.1	IN PIT		2:02.779 P	69.78	25.909	10:35:06.278
9 - D1	OUTLAP	43.434	114.7	27.216	96.4	1:45.596	81.13	8.726	10:36:51.874
10 - D1	32.106	43.554	112.0	27.231	96.6	1:42.891	83.27	6.021	10:38:34.765
11 - D1	31.861	42.742	112.2	27.072	97.5	1:41.675	84.26	4.805	10:40:16.440
12 - D1	31.442	42.893	113.5	27.552	88.1	1:41.887	84.09	5.017	10:41:58.327
13 - D1	32.187	42.518	109.8	26.464	96.0	1:41.169	84.69	4.299	10:43:39.496
14 - D1	31.447	42.785	111.2	26.750	93.8	1:40.982	84.84	4.112	10:45:20.478
15 - D1	31.306	42.821	112.2	27.138	95.0	1:41.265	84.60	4.395	10:47:01.743

P11 67		DAY / STEPHEN		Norton Manx 30M - 1962					
IDEAL LAP TIME : 1:34.036		BEST LAP TIME : 1:34.060		DIFFERENCE : 0.024					
Levi DAY		Paul STEPHEN							
LAP	SECTOR 1	SECTOR 2		SECTOR 3		LAP TIME	MPH	DIFF	TIME OF DAY
1 - D2		41.698	116.1	27.256	94.9	1:49.613	78.16	15.553	10:23:16.156
2 - D2	29.626	39.944	116.3	25.626	95.8	1:35.196	90.00	1.136	10:24:51.352
3 - D2	29.249	39.497	114.9	25.326	96.1	1:34.072 (2)	91.07	0.012	10:26:25.424
4 - D2	29.241	39.521	113.5	25.298	95.4	1:34.060 (1)	91.09		10:27:59.484
5 - D2	29.903	39.761	114.3	25.492	93.8	1:35.156 (3)	90.04	1.096	10:29:34.640
6 - D2	29.963	40.164	112.0	25.359	94.5	1:35.486	89.73	1.426	10:31:10.126
7 - D2	30.064	40.320	112.7	26.800	94.5	1:37.184	88.16	3.124	10:32:47.310
8 - D2	30.474	40.670	109.1	25.652	93.9	1:36.796	88.51	2.736	10:34:24.106
9 - D2	30.336	40.947	110.0	IN PIT		2:04.247 P	68.95	30.187	10:36:28.353
10 - D2	OUTLAP	44.044	110.0	29.697	89.2	1:49.869	77.98	15.809	10:38:18.222
11 - D2	33.624	43.954	108.0	28.181	89.8	1:45.759	81.01	11.699	10:40:03.981
12 - D2	33.297	44.683	106.3	28.190	89.7	1:46.170	80.70	12.110	10:41:50.151
13 - D2	33.214	44.750	107.7	28.237	90.4	1:46.201	80.67	12.141	10:43:36.352
14 - D2	32.984	44.479	107.8	27.598	92.1	1:45.061	81.55	11.001	10:45:21.413
15 - D2	32.206	43.415	110.5	26.830	92.6	1:42.451	83.63	8.391	10:47:03.864

P12 21		HEDGER / KINGHAM		Matchless G50 - 1960					
IDEAL LAP TIME : 1:36.434		BEST LAP TIME : 1:37.051		DIFFERENCE : 0.617					
Luke HEDGER		Ben KINGHAM							
LAP	SECTOR 1	SECTOR 2		SECTOR 3		LAP TIME	MPH	DIFF	TIME OF DAY
1 - D2		42.460	115.5	26.713	94.7	1:57.412	72.97	20.361	10:23:23.955
2 - D2	31.702	42.052	100.3	26.654	94.2	1:40.408	85.33	3.357	10:25:04.363
3 - D2	35.694	43.110	109.8	26.776	93.0	1:45.580	81.15	8.529	10:26:49.943
4 - D2	32.194	41.953	104.3	27.079	96.5	1:41.226	84.64	4.175	10:28:31.169
5 - D2	30.533	41.538	113.1	25.933	93.8	1:38.004 (3)	87.42	0.953	10:30:09.173
6 - D2	30.510	41.209	112.2	25.332	93.7	1:37.051 (1)	88.28		10:31:46.224
7 - D2	30.842	41.347	110.1	25.495	92.9	1:37.684 (2)	87.71	0.633	10:33:23.908
8 - D2	30.371	40.731	112.4	IN PIT		1:56.506 P	73.54	19.455	10:35:20.414
9 - D2	OUTLAP	43.517	110.7	28.639	89.5	1:47.268	79.87	10.217	10:37:07.682
10 - D2	32.472	42.316	110.9	27.071	91.3	1:41.859	84.11	4.808	10:38:49.541
11 - D2	31.466	42.634	110.3	26.727	91.9	1:40.827	84.97	3.776	10:40:30.368
12 - D2	31.635	42.121	110.7	27.407	90.5	1:41.163	84.69	4.112	10:42:11.531
13 - D2	31.463	42.498	110.9	27.224	90.5	1:41.185	84.67	4.134	10:43:52.716
14 - D2	31.322	42.471	110.9	27.276	91.5	1:41.069	84.77	4.018	10:45:33.785
15 - D2	31.725	42.147	111.6	27.218	91.8	1:41.090	84.75	4.039	10:47:14.875

Barry Sheene Memorial Trophy

RACE 3 - SECTOR ANALYSIS



SECTOR 1 = FL to I1, SECTOR 2 = I1 to I2, SECTOR 3 = I2 to FL, DIFF = Difference To Personal Best Lap, P = Crossed Finish Line in Pit Lane, D = Time Disallowed

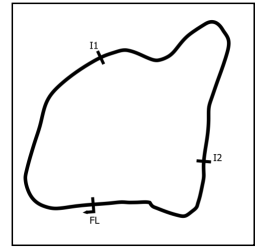
P13 11		BROOKES / REBHOLZ		BMW Kaczor R50S - 1966					
IDEAL LAP TIME : 1:36.889		BEST LAP TIME : 1:37.284		DIFFERENCE : 0.395					
Josh BROOKES		Norbert REBHOLZ							
LAP	SECTOR 1	SECTOR 2		SECTOR 3		LAP TIME	MPH	DIFF	TIME OF DAY
1 - D2		41.779	106.6	26.583	88.3	1:53.563	75.44	16.279	10:23:20.106
2 - D2	31.335	41.782	103.5	25.619	90.0	1:38.736	86.77	1.452	10:24:58.842
3 - D2	31.028	41.368	105.3	25.142	91.0	1:37.538 (2)	87.84	0.254	10:26:36.380
4 - D2	30.944	41.449	104.8	25.351	90.0	1:37.744	87.65	0.460	10:28:14.124
5 - D2	31.080	41.829	103.7	25.073	90.0	1:37.982	87.44	0.698	10:29:52.106
6 - D2	31.250	41.913	102.7	25.378	88.3	1:38.541	86.94	1.257	10:31:30.647
7 - D2	31.042	41.304	104.6	25.332	89.2	1:37.678 (3)	87.71	0.394	10:33:08.325
8 - D2	31.091	40.990	103.8	25.203	89.8	1:37.284 (1)	88.07		10:34:45.609
9 - D2	30.826	41.813	103.5	25.289	90.6	1:37.928	87.49	0.644	10:36:23.537
10 - D2	31.370	41.279	102.9	IN PIT		2:09.364 P	66.23	32.080	10:38:32.901
11 - D2	OUTLAP	43.482	102.1	27.430	88.5	1:47.076	80.01	9.792	10:40:19.977
12 - D2	32.520	43.059	102.4	27.525	87.3	1:43.104	83.10	5.820	10:42:03.081
13 - D2	32.660	42.945	102.7	26.594	88.0	1:42.199	83.83	4.915	10:43:45.280
14 - D2	32.341	41.967	102.6	28.150	81.3	1:42.458	83.62	5.174	10:45:27.738
15 - D2	32.567	43.055	102.4	26.563	88.0	1:42.185	83.84	4.901	10:47:09.923

P14 56		DUFFUS / HEBB		Norton Manx 30M - 1962					
IDEAL LAP TIME : 1:38.544		BEST LAP TIME : 1:38.871		DIFFERENCE : 0.327					
Iain DUFFUS		Matthew HEBB							
LAP	SECTOR 1	SECTOR 2		SECTOR 3		LAP TIME	MPH	DIFF	TIME OF DAY
1 - D1		43.029	113.5	27.756	93.0	1:57.108	73.16	18.237	10:23:23.651
2 - D1	32.040	42.624	111.8	27.223	94.1	1:41.887	84.09	3.016	10:25:05.538
3 - D1	31.065	41.830	110.9	26.746	94.5	1:39.641	85.98	0.770	10:26:45.179
4 - D1	31.070	41.904	110.3	26.226	94.2	1:39.200 (2)	86.37	0.329	10:28:24.379
5 - D1	30.962	41.992	109.8	26.559	93.9	1:39.513	86.09	0.642	10:30:03.892
6 - D1	30.922	41.819	109.8	26.721	93.4	1:39.462	86.14	0.591	10:31:43.354
7 - D1	31.013	41.640	108.9	26.752	94.9	1:39.405 (3)	86.19	0.534	10:33:22.759
8 - D1	30.780	41.538	107.8	26.553	93.8	1:38.871 (1)	86.65		10:35:01.630
9 - D1	30.977	41.981	109.6	IN PIT		1:59.839 P	71.49	20.968	10:37:01.469
10 - D1	OUTLAP	42.695	104.8	27.782	94.7	1:45.557	81.16	6.686	10:38:47.026
11 - D1	34.566	52.689	89.8	IN PIT		2:34.054 P	55.61	55.183	10:41:21.080
12 - D1	OUTLAP	41.881	109.4	26.987	94.3	1:42.997	83.18	4.126	10:43:04.077
13 - D1	31.578	41.885	109.2	26.874	94.9	1:40.337	85.39	1.466	10:44:44.414
14 - D1	31.044	41.854	108.4	26.800	95.5	1:39.698	85.93	0.827	10:46:24.112
15 - D1	31.529	42.086	107.2	30.452	77.8	1:44.067	82.33	5.196	10:48:08.179

P15 100		RESCH / CLAUSEN		BMW Kaczor R50S - 1963					
IDEAL LAP TIME : 1:38.070		BEST LAP TIME : 1:38.604		DIFFERENCE : 0.534					
Roland RESCH		Claus CLAUSEN							
LAP	SECTOR 1	SECTOR 2		SECTOR 3		LAP TIME	MPH	DIFF	TIME OF DAY
1 - D2		42.152	110.7	27.778	89.8	1:54.676	74.71	16.072	10:23:21.219
2 - D2	30.957	41.897	110.3	26.096	91.3	1:38.950 (2)	86.58	0.346	10:25:00.169
3 - D2	31.073	41.845	111.4	26.050	92.8	1:38.968 (3)	86.57	0.364	10:26:39.137
4 - D2	31.491	41.599	111.4	25.514	92.0	1:38.604 (1)	86.89		10:28:17.741
5 - D2	31.678	42.378	107.8	25.950	91.5	1:40.006	85.67	1.402	10:29:57.747
6 - D2	31.588	42.202	107.8	25.863	90.8	1:39.653	85.97	1.049	10:31:37.400
7 - D2	31.555	42.260	107.2	25.842	91.6	1:39.657	85.97	1.053	10:33:17.057
8 - D2	31.605	42.172	107.3	25.642	91.3	1:39.419	86.18	0.815	10:34:56.476
9 - D2	31.600	42.079	107.8	25.802	91.5	1:39.481	86.12	0.877	10:36:35.957
10 - D2	31.302	41.901	110.0	27.286	89.8	1:40.489	85.26	1.885	10:38:16.446
11 - D2	31.039	43.285	107.0	25.569	91.0	1:39.893	85.77	1.289	10:39:56.339
12 - D2	31.695	42.125	107.0	IN PIT		2:01.735 P	70.38	23.131	10:41:58.074
13 - D2	OUTLAP	44.148	100.4	27.949	88.7	1:48.721	78.80	10.117	10:43:46.795
14 - D2	32.697	43.092	106.1	27.933	89.5	1:43.722	82.60	5.118	10:45:30.517
15 - D2	32.867	43.808	105.6	27.848	86.8	1:44.523	81.97	5.919	10:47:15.040

Barry Sheene Memorial Trophy

RACE 3 - SECTOR ANALYSIS



SECTOR 1 = FL to I1, SECTOR 2 = I1 to I2, SECTOR 3 = I2 to FL, DIFF = Difference To Personal Best Lap, P = Crossed Finish Line in Pit Lane, D = Time Disallowed

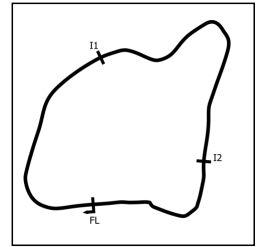
P16 3		ASHBY / STOKES		Norton Manx 30M - 1961						
IDEAL LAP TIME : 1:39.456		BEST LAP TIME : 1:39.659		DIFFERENCE : 0.203						
Roger ASHBY		Robina STOKES								
LAP	SECTOR 1	SECTOR 2	SECTOR 3	LAP TIME	MPH	DIFF	TIME OF DAY			
1 - D2		46.046	104.8	29.440	87.1	2:02.439	69.97	22.780	10:23:28.982	
2 - D2		45.899	101.6	30.220	87.1	1:49.892	77.96	10.233	10:25:18.874	
3 - D2	33.614	45.535	101.9	29.884	86.9	1:49.033	78.58	9.374	10:27:07.907	
4 - D2	33.397	45.518	100.9	29.554	86.4	1:48.469	78.99	8.810	10:28:56.376	
5 - D2	33.457	45.702	101.2	29.414	85.5	1:48.573	78.91	8.914	10:30:44.949	
6 - D2	33.821	45.543	103.4	28.673	80.1	1:48.037	79.30	8.378	10:32:32.986	
7 - D2	33.218	44.607	102.4	IN PIT		2:12.514	P 64.65	32.855	10:34:45.500	
8 - D2	OUTLAP	43.317	107.3	27.636	87.8	1:47.236	79.89	7.577	10:36:32.736	
9 - D2	32.341	42.653	106.3	28.034	87.9	1:43.028	83.16	3.369	10:38:15.764	
10 - D2	31.649	43.900	107.7	27.381	89.8	1:42.930	83.24	3.271	10:39:58.694	
11 - D2	31.238	41.976	108.2	26.445	89.2	1:39.659 (1)	85.97		10:41:38.353	
12 - D2	31.519	41.773	108.4	27.364	83.6	1:40.656 (2)	85.12	0.997	10:43:19.009	
13 - D2	31.714	42.477	107.3	27.404	86.1	1:41.595 (3)	84.33	1.936	10:45:00.604	
14 - D2	31.481	42.213	108.5	28.972	79.8	1:42.666	83.45	3.007	10:46:43.270	

P17 63		CHILD / CRAGG		Norton Manx 30M - 1962						
IDEAL LAP TIME : 1:34.469		BEST LAP TIME : 1:34.791		DIFFERENCE : 0.322						
Adam CHILD		Angela CRAGG								
LAP	SECTOR 1	SECTOR 2	SECTOR 3	LAP TIME	MPH	DIFF	TIME OF DAY			
1 - D1		42.428	111.1	26.597	91.5	3:12.630	44.47	1:37.839	10:24:39.173	
2 - D1	30.939	41.189	112.0	25.739	94.3	1:37.867	87.54	3.076	10:26:17.040	
3 - D1	30.340	40.587	118.3	24.956	98.3	1:35.883	89.35	1.092	10:27:52.923	
4 - D1	29.288	40.316	114.1	25.187	97.2	1:34.791 (1)	90.38		10:29:27.714	
5 - D1	29.390	40.440	113.1	25.071	95.7	1:34.901 (2)	90.28	0.110	10:31:02.615	
6 - D1	29.823	40.384	112.9	24.865	96.1	1:35.072 (3)	90.12	0.281	10:32:37.687	
7 - D1	30.133	41.656	111.6	24.910	96.2	1:36.699	88.60	1.908	10:34:14.386	
8 - D1	30.550	41.079	113.9	25.070	95.3	1:36.699	88.60	1.908	10:35:51.085	
9 - D1	29.968	40.584	111.8	IN PIT		3:02.361	P 46.98	1:27.570	10:38:53.446	
10 - D1	OUTLAP	41.788	114.3	25.848	99.2	1:42.349	83.71	7.558	10:40:35.795	
11 - D1	31.285	41.575	113.1	25.906	98.2	1:38.766	86.75	3.975	10:42:14.561	
12 - D1	30.596	41.189	114.7	26.374	98.6	1:38.159	87.28	3.368	10:43:52.720	
13 - D1	30.137	40.367	116.5	25.780	98.8	1:36.284	88.98	1.493	10:45:29.004	
14 - D1	30.779	41.315	114.3	26.355	98.8	1:38.449	87.02	3.658	10:47:07.453	

P18 39		RUSSELL / GUTSCH		BMW RS54 Short Stroke - 1954						
IDEAL LAP TIME : 1:39.693		BEST LAP TIME : 1:40.671		DIFFERENCE : 0.978						
Gordon RUSSELL		Sebastian GUTSCH								
LAP	SECTOR 1	SECTOR 2	SECTOR 3	LAP TIME	MPH	DIFF	TIME OF DAY			
1 - D1		46.573	97.6	30.518	87.2	2:03.165	69.56	22.494	10:23:29.708	
2 - D1	33.855	45.714	98.1	30.115	86.5	1:49.684	78.11	9.013	10:25:19.392	
3 - D1	34.662	47.826	95.3	30.968	82.1	1:53.456	75.51	12.785	10:27:12.848	
4 - D1	35.305	47.338	93.2	30.201	81.0	1:52.844	75.92	12.173	10:29:05.692	
5 - D1	34.581	46.157	93.5	30.725	80.5	1:51.463	76.86	10.792	10:30:57.155	
6 - D1	35.850	46.838	96.9	29.489	82.7	1:52.177	76.37	11.506	10:32:49.332	
7 - D1	35.441	45.423	96.6	30.415	80.4	1:51.279	76.99	10.608	10:34:40.611	
8 - D1	34.567	46.223	97.1	IN PIT		2:18.528	P 61.85	37.857	10:36:59.139	
9 - D1	OUTLAP	45.118	103.8	27.209	90.8	1:58.379	72.37	17.708	10:38:57.518	
10 - D1	30.866	43.010	112.2	26.932	96.2	1:40.808 (2)	84.99	0.137	10:40:38.326	
11 - D1	31.322	43.069	108.0	26.643	93.4	1:41.034 (3)	84.80	0.363	10:42:19.360	
12 - D1	31.543	42.562	110.7	27.131	88.4	1:41.236	84.63	0.565	10:44:00.596	
13 - D1	31.462	43.350	105.0	26.796	92.4	1:41.608	84.32	0.937	10:45:42.204	
14 - D1	31.844	42.292	115.9	26.535	95.8	1:40.671 (1)	85.10		10:47:22.875	

Barry Sheene Memorial Trophy

RACE 3 - SECTOR ANALYSIS



SECTOR 1 = FL to I1, SECTOR 2 = I1 to I2, SECTOR 3 = I2 to FL, DIFF = Difference To Personal Best Lap, P = Crossed Finish Line in Pit Lane, D = Time Disallowed

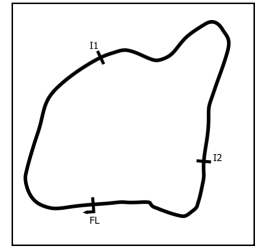
P19 29		MCLEAN / WOOLSEY		Vincent Godet Grey Flash - 1950					
IDEAL LAP TIME : 1:31.216		BEST LAP TIME : 1:31.569		DIFFERENCE : 0.353					
Adam MCLEAN		David WOOLSEY							
LAP	SECTOR 1	SECTOR 2		SECTOR 3		LAP TIME	MPH	DIFF	TIME OF DAY
1 - D2		41.097	121.3	25.800	99.1	1:46.364	80.55	14.795	10:23:12.907
2 - D2	28.546	39.912	121.5	25.342	100.9	1:33.800	91.34	2.231	10:24:46.707
3 - D2	28.914	39.753	123.5	24.734	101.9	1:33.401	91.73	1.832	10:26:20.108
4 - D2	28.158	39.310	123.3	24.965	101.2	1:32.433	92.69	0.864	10:27:52.541
5 - D2	28.282	39.756	120.2	24.519	99.4	1:32.557	92.57	0.988	10:29:25.098
6 - D2	28.629	39.259	124.9	24.197	100.9	1:32.085 (3)	93.04	0.516	10:30:57.183
7 - D2	28.314	38.988	122.4	24.267	101.3	1:31.569 (1)	93.56		10:32:28.752
8 - D2	28.559	38.884	120.2	24.174	101.9	1:31.617 (2)	93.51	0.048	10:34:00.369
9 - D2	29.263	39.043	124.5	24.713	101.0	1:33.019	92.11	1.450	10:35:33.388
10 - D2	28.488	38.946	121.5	IN PIT		1:52.412 P	76.21	20.843	10:37:25.800
11 - D2	OUTLAP	42.708	108.9	27.565	96.1	1:44.700	81.83	13.131	10:39:10.500
12 - D2	32.491	42.857	110.9	27.516	98.1	1:42.864	83.29	11.295	10:40:53.364
13 - D2	32.332	43.006	112.7	27.046	97.1	1:42.384	83.68	10.815	10:42:35.748
14 - D2	32.106	42.323	111.1	27.626	96.9	1:42.055	83.95	10.486	10:44:17.803
15 - D2	31.613	42.694	108.9	27.640	96.4	1:41.947	84.04	10.378	10:45:59.750

P20 74		LEE / O'BRIEN		Norton Manx 30M - 1962					
IDEAL LAP TIME : 1:34.698		BEST LAP TIME : 1:34.954		DIFFERENCE : 0.256					
Jonathan LEE		Jamie O'BRIEN							
LAP	SECTOR 1	SECTOR 2		SECTOR 3		LAP TIME	MPH	DIFF	TIME OF DAY
1 - D2		41.114	119.1	27.510	95.8	1:50.165	77.77	15.211	10:23:16.708
2 - D2	30.392	40.186	116.7	25.852	97.1	1:36.430	88.85	1.476	10:24:53.138
3 - D2	30.034	39.972	116.3	25.432	97.3	1:35.438 (3)	89.77	0.484	10:26:28.576
4 - D2	30.278	40.291	115.1	25.216	98.1	1:35.785	89.45	0.831	10:28:04.361
5 - D2	29.838	40.073	114.9	25.043	97.9	1:34.954 (1)	90.23		10:29:39.315
6 - D2	29.977	40.430	113.7	24.979	97.1	1:35.386 (2)	89.82	0.432	10:31:14.701
7 - D2	30.204	40.616	112.9	25.012	97.9	1:35.832	89.40	0.878	10:32:50.533
8 - D2	30.523	40.124	113.5	24.888	97.2	1:35.535	89.68	0.581	10:34:26.068
9 - D2	29.991	40.283	114.7	IN PIT		2:03.032 P	69.64	28.078	10:36:29.100
10 - D2	OUTLAP	41.080	114.1	25.458	96.6	1:39.297	86.28	4.343	10:38:08.397
11 - D2	30.223	40.446	113.1	25.639	97.3	1:36.308	88.96	1.354	10:39:44.705
12 - D2	30.023	40.550	114.1	25.699	96.5	1:36.272	88.99	1.318	10:41:20.977
13 - D2	30.036	40.603	114.3	25.550	96.2	1:36.189	89.07	1.235	10:42:57.166
14 - D2	30.311	40.375	114.7	25.512	96.9	1:36.198	89.06	1.244	10:44:33.364
15 - D2	30.144	40.650	114.3	25.876	86.9	1:36.670	88.63	1.716	10:46:10.034

P21 10		GRANT / MAY		Manx Norton 30M - 1962					
IDEAL LAP TIME : 1:37.329		BEST LAP TIME : 1:39.051		DIFFERENCE : 1.722					
Mick GRANT		Jimmy MAY							
LAP	SECTOR 1	SECTOR 2		SECTOR 3		LAP TIME	MPH	DIFF	TIME OF DAY
1 - D1		45.148	112.7	28.979	92.6	2:01.064	70.77	22.013	10:23:27.607
2 - D1	31.115	42.652	112.2	27.914	93.7	1:41.681	84.26	2.630	10:25:09.288
3 - D1	31.157	42.325	113.1	28.097	94.3	1:41.579	84.34	2.528	10:26:50.867
4 - D1	30.887	42.047	112.5	27.215	94.7	1:40.149	85.55	1.098	10:28:31.016
5 - D1	30.989	42.451	113.3	27.183	93.4	1:40.623	85.14	1.572	10:30:11.639
6 - D1	30.551	41.403	112.4	27.761	92.9	1:39.715 (2)	85.92	0.664	10:31:51.354
7 - D1	30.420	42.126	111.2	27.322	93.0	1:39.868 (3)	85.79	0.817	10:33:31.222
8 - D1	30.967	42.632	109.4	27.530	87.2	1:41.129	84.72	2.078	10:35:12.351
9 - D1	30.778	41.985	113.5	IN PIT		2:01.123 P	70.73	22.072	10:37:13.474
10 - D1	OUTLAP	43.388	111.6	26.960	96.1	1:44.514	81.97	5.463	10:38:57.988
11 - D1	30.653	42.662	116.3	25.736	95.4	1:39.051 (1)	86.50		10:40:37.039
12 - D1	30.190	41.607	112.9	28.583	76.9	1:40.380	85.35	1.329	10:42:17.419

Barry Sheene Memorial Trophy

RACE 3 - SECTOR ANALYSIS



SECTOR 1 = FL to I1, SECTOR 2 = I1 to I2, SECTOR 3 = I2 to FL, DIFF = Difference To Personal Best Lap, P = Crossed Finish Line in Pit Lane, D = Time Disallowed

P22 4		COOPER / BARDELL		Matchless G50 - 1962					
IDEAL LAP TIME : 1:31.388		BEST LAP TIME : 1:31.557		DIFFERENCE : 0.169					
Richard COOPER		Peter BARDELL							
LAP	SECTOR 1	SECTOR 2	SECTOR 3	LAP TIME	MPH	DIFF	TIME OF DAY		
1 - D2	OUTLAP	40.971	119.8	26.162	98.8	1:46.707	80.29	15.150	10:23:13.250
2 - D2	28.328	39.155	122.4	25.526	99.2	1:33.009	92.12	1.452	10:24:46.259
3 - D2	28.437	39.172	122.0	24.898	100.1	1:32.507 (3)	92.62	0.950	10:26:18.766
4 - D2	28.573	39.369	124.2	25.293	100.7	1:33.235	91.89	1.678	10:27:52.001
5 - D2	28.555	39.977	119.8	24.755	96.8	1:33.287	91.84	1.730	10:29:25.288
6 - D2	28.497	38.700	121.1	24.360	99.8	1:31.557 (1)	93.58		10:30:56.845
7 - D2	28.384	38.715	121.3	24.612	99.4	1:31.711 (2)	93.42	0.154	10:32:28.556
8 - D2	28.483	39.880	111.4	25.567	90.3	1:33.930	91.21	2.373	10:34:02.486
9 - D2	30.273	39.579	116.7	24.527	96.9	1:34.379	90.78	2.822	10:35:36.865
10 - D2	29.580	39.457	116.7	IN PIT		1:59.901 P	71.45	28.344	10:37:36.766

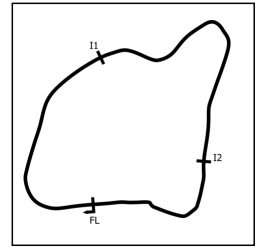
P23 45		MCGUINNESS / PEREZ		Matchless G50 - 1962					
IDEAL LAP TIME : 1:31.676		BEST LAP TIME : 1:31.676		DIFFERENCE : 0.000					
John MCGUINNESS		Seb PEREZ							
LAP	SECTOR 1	SECTOR 2	SECTOR 3	LAP TIME	MPH	DIFF	TIME OF DAY		
1 - D1		43.915	114.7	27.661	94.6	1:49.140	78.50	17.464	10:23:15.683
2 - D1	29.244	40.338	117.7	25.835	93.9	1:35.417	89.79	3.741	10:24:51.100
3 - D1	28.901	39.338	117.3	24.875	95.8	1:33.114	92.01	1.438	10:26:24.214
4 - D1	28.853	38.947	118.3	24.679	96.2	1:32.479	92.64	0.803	10:27:56.693
5 - D1	28.917	39.145	117.9	24.797	94.7	1:32.859	92.26	1.183	10:29:29.552
6 - D1	28.949	39.011	117.7	24.349	95.8	1:32.309 (3)	92.81	0.633	10:31:01.861
7 - D1	28.916	38.782	117.3	24.390	94.5	1:32.088 (2)	93.04	0.412	10:32:33.949
8 - D1	29.266	39.016	117.1	24.398	96.2	1:32.680	92.44	1.004	10:34:06.629
9 - D1	28.766	38.732	118.9	24.178	96.1	1:31.676 (1)	93.45		10:35:38.305

P24 52		LAVERTY / OTTLINGER		BMW R54 Oskar Liebmann Special - 1953					
IDEAL LAP TIME : 1:37.353		BEST LAP TIME : 1:37.540		DIFFERENCE : 0.187					
Eugene LAVERTY		Klaus OTTLINGER							
LAP	SECTOR 1	SECTOR 2	SECTOR 3	LAP TIME	MPH	DIFF	TIME OF DAY		
1 - D2	OUTLAP	43.387	116.5	29.053	89.0	1:57.590	72.86	20.050	10:23:24.133
2 - D2	31.671	42.818	116.9	28.462	90.9	1:42.951	83.22	5.411	10:25:07.084
3 - D2	31.418	42.871	113.3	27.225	94.3	1:41.514	84.40	3.974	10:26:48.598
4 - D2	30.864	42.314	113.1	27.118	93.2	1:40.296	85.42	2.756	10:28:28.894
5 - D2	30.594	42.745	113.7	26.802	94.2	1:40.141	85.55	2.601	10:30:09.035
6 - D2	30.434	42.399	114.9	25.973	95.3	1:38.806 (3)	86.71	1.266	10:31:47.841
7 - D2	30.250	41.475	115.3	25.815	96.0	1:37.540 (1)	87.84		10:33:25.381
8 - D2	30.331	41.570	114.3	26.225	94.6	1:38.126 (2)	87.31	0.586	10:35:03.507
9 - D2	30.235	41.303	116.7	IN PIT		2:01.672 P	70.41	24.132	10:37:05.179

P25 42		DUNLOP / HORNBY		MV Agusta 500/3 - 1966					
IDEAL LAP TIME : 1:30.752		BEST LAP TIME : 1:30.752		DIFFERENCE : 0.000					
Michael DUNLOP		Andy HORNBY							
LAP	SECTOR 1	SECTOR 2	SECTOR 3	LAP TIME	MPH	DIFF	TIME OF DAY		
1 - D2		40.400	125.2	26.030	100.4	1:46.779	80.23	16.027	10:23:13.322
2 - D2	28.617	38.622	124.2	25.754	99.2	1:32.993	92.13	2.241	10:24:46.315
3 - D2	28.251	38.520	120.0	24.702	96.8	1:31.473 (2)	93.66	0.721	10:26:17.788
4 - D2	28.861	39.104	117.9	24.917	93.8	1:32.882	92.24	2.130	10:27:50.670
5 - D2	28.955	39.155	121.1	24.545	98.8	1:32.655	92.47	1.903	10:29:23.325
6 - D2	28.702	38.792	121.5	25.448	100.7	1:32.942	92.18	2.190	10:30:56.267
7 - D2	28.070	38.443	117.5	24.239	100.6	1:30.752 (1)	94.41		10:32:27.019
8 - D2	28.794	39.037	122.0	24.791	98.3	1:32.622 (3)	92.50	1.870	10:33:59.641

Barry Sheene Memorial Trophy

RACE 3 - SECTOR ANALYSIS



SECTOR 1 = FL to I1, SECTOR 2 = I1 to I2, SECTOR 3 = I2 to FL, DIFF = Difference To Personal Best Lap, P = Crossed Finish Line in Pit Lane, D = Time Disallowed

P26 75		COSTELLO / LEIGH PEMBERTON				Norton Manx 30M - 1962			
IDEAL LAP TIME : 1:40.778		BEST LAP TIME : 1:42.946		DIFFERENCE : 2.168					
Maria COSTELLO		John LEIGH PEMBERTON							
LAP	SECTOR 1	SECTOR 2		SECTOR 3		LAP TIME	MPH	DIFF	TIME OF DAY
1 - D1		44.744	111.8	30.202	85.7	2:00.559	71.06	17.613	10:23:27.102
2 - D1	31.695	44.398	112.2	29.052	79.0	1:45.145 (3)	81.48	2.199	10:25:12.247
3 - D1	31.835	42.631	112.0	28.480	86.8	1:42.946 (1)	83.22		10:26:55.193
4 - D1	30.585	44.071	96.4	28.849	84.3	1:43.505 (2)	82.77	0.559	10:28:38.698
5 - D1	32.434	46.451	108.0	28.859	87.6	1:47.744	79.52	4.798	10:30:26.442
6 - D1	33.934	44.517	100.6	29.077	89.0	1:47.528	79.68	4.582	10:32:13.970
7 - D1	32.674	44.421	101.3	IN PIT		2:10.097 P	65.85	27.151	10:34:24.067
8 - D1	OUTLAP	41.713	107.0	28.497	88.0	1:44.038	82.35	1.092	10:36:08.105

P27 9		MOSSEY / MOSSEY				Norton Manx - 1963			
IDEAL LAP TIME : 1:38.412		BEST LAP TIME : 1:38.524		DIFFERENCE : 0.112					
Luke MOSSEY		Jamie MOSSEY							
LAP	SECTOR 1	SECTOR 2		SECTOR 3		LAP TIME	MPH	DIFF	TIME OF DAY
1 - D1		42.972	108.9	27.378	92.8	1:54.013	75.14	15.489	10:23:20.556
2 - D1	31.192	42.055	104.3	26.625	93.3	1:39.872	85.78	1.348	10:25:00.428
3 - D1	31.130	41.411	107.8	25.983	91.6	1:38.524 (1)	86.96		10:26:38.952
4 - D1	31.553	41.634	105.5	26.294	91.4	1:39.481 (2)	86.12	0.957	10:28:18.433
5 - D1	31.641	42.182	106.8	25.871	91.1	1:39.694 (3)	85.94	1.170	10:29:58.127
6 - D1	31.696	42.256	103.7	26.615	87.7	1:40.567	85.19	2.043	10:31:38.694

P28 37		HILLIER / JACKSON				Matchless G50 - 1962			
IDEAL LAP TIME : 1:32.671		BEST LAP TIME : 1:32.673		DIFFERENCE : 0.002					
James HILLIER		Dan JACKSON							
LAP	SECTOR 1	SECTOR 2		SECTOR 3		LAP TIME	MPH	DIFF	TIME OF DAY
1 - D2	OUTLAP	41.270	118.1	26.460	97.6	1:47.098	80.00	14.425	10:23:13.641
2 - D2	29.271	39.509	120.6	25.554	97.3	1:34.334 (3)	90.82	1.661	10:24:47.975
3 - D2	29.005	38.833	122.0	24.835	98.3	1:32.673 (1)	92.45		10:26:20.648
4 - D2	29.012	38.847	120.6	24.869	98.9	1:32.728 (2)	92.39	0.055	10:27:53.376
5 - D2	29.003	41.323	88.1	IN PIT		6:07.881 P	23.29	4:35.208	10:34:01.257

P29 17		HILL / TONGE				Norton Manx 30M - 1961			
IDEAL LAP TIME : 1:32.421		BEST LAP TIME : 1:32.480		DIFFERENCE : 0.059					
Tommy HILL		Stuart TONGE							
LAP	SECTOR 1	SECTOR 2		SECTOR 3		LAP TIME	MPH	DIFF	TIME OF DAY
1 - D2		39.910	115.7	25.838	95.5	1:44.748	81.79	12.268	10:23:11.291
2 - D2	29.474	39.288	115.7	25.260	98.5	1:34.022 (3)	91.12	1.542	10:24:45.313
3 - D2	29.271	39.011	123.8	25.182	97.3	1:33.464 (2)	91.67	0.984	10:26:18.777
4 - D2	28.705	39.070	125.2	24.705	100.6	1:32.480 (1)	92.64		10:27:51.257

Barry Sheene Memorial Trophy

RACE 3 - BEST SECTORS

SECTOR 1			SECTOR 2			SECTOR 3			IDEAL / BEST COMPARISON						
POS	NO	NAME	TIME	NO	NAME	TIME	NO	NAME	TIME	POS	NO	NAME	IDEAL	BEST	DIFF
													PERFECT LAP	1:30.205	
1	42	DUNLOP / HORNBY	28.070	125	PLATER / ENGLISH	38.224	22	MCCONNELL / PER	23.911	1	12	BROGAN / BAIN	1:30.692	1:31.477	0.785
2	29	MCLEAN / WOOLSE	28.158	42	DUNLOP / HORNBY	38.443	12	BROGAN / BAIN	23.956	2	42	DUNLOP / HORNBY	1:30.752	1:30.752	0.000
3	12	BROGAN / BAIN	28.179	23	TODD / THOMAS	38.444	125	PLATER / ENGLISH	24.040	3	68	RUTTER / RUSSELL	1:30.839	1:31.107	0.268
4	68	RUTTER / RUSSELL	28.231	68	RUTTER / RUSSELL	38.523	68	RUTTER / RUSSELL	24.085	4	125	PLATER / ENGLISH	1:30.861	1:31.491	0.630
5	4	COOPER / BARDEL	28.328	129	MAINWARING-SMA	38.545	23	TODD / THOMAS	24.133	5	23	TODD / THOMAS	1:30.956	1:31.144	0.188
6	129	MAINWARING-SMA	28.347	12	BROGAN / BAIN	38.557	29	MCLEAN / WOOLSE	24.174	6	22	MCCONNELL / PERKI	1:31.055	1:32.041	0.986
7	23	TODD / THOMAS	28.379	22	MCCONNELL / PER	38.680	45	MCGUINNESS / PEI	24.178	7	129	MAINWARING-SMAR	1:31.192	1:31.619	0.427
8	22	MCCONNELL / PER	28.464	4	COOPER / BARDEL	38.700	25	HARRISON / FARRA	24.235	8	29	MCLEAN / WOOLSEY	1:31.216	1:31.569	0.353
9	125	PLATER / ENGLISH	28.597	45	MCGUINNESS / PEI	38.732	42	DUNLOP / HORNBY	24.239	9	4	COOPER / BARDELL	1:31.388	1:31.557	0.169
10	25	HARRISON / FARRA	28.643	25	HARRISON / FARRA	38.743	129	MAINWARING-SMA	24.300	10	25	HARRISON / FARRAL	1:31.621	1:31.696	0.075
11	17	HILL / TONGE	28.705	37	HILLIER / JACKSON	38.833	4	COOPER / BARDEL	24.360	11	45	MCGUINNESS / PERE	1:31.676	1:31.676	0.000
12	45	MCGUINNESS / PEI	28.766	29	MCLEAN / WOOLSE	38.884	53	BURRELL / DAWSC	24.601	12	17	HILL / TONGE	1:32.421	1:32.480	0.059
13	2	BARRIER / FOLCH-R	28.825	17	HILL / TONGE	39.011	17	HILL / TONGE	24.705	13	37	HILLIER / JACKSON	1:32.671	1:32.673	0.002
14	37	HILLIER / JACKSON	29.003	2	BARRIER / FOLCH-R	39.205	2	BARRIER / FOLCH-R	24.770	14	2	BARRIER / FOLCH-R	1:32.800	1:33.234	0.434
15	53	BURRELL / DAWSC	29.053	53	BURRELL / DAWSC	39.432	37	HILLIER / JACKSON	24.835	15	53	BURRELL / DAWSON	1:33.086	1:33.307	0.221
16	67	DAY / STEPHEN	29.241	67	DAY / STEPHEN	39.497	63	CHILD / CRAGG	24.865	16	67	DAY / STEPHEN	1:34.036	1:34.060	0.024
17	63	CHILD / CRAGG	29.288	74	LEE / O'BRIEN	39.972	74	LEE / O'BRIEN	24.888	17	63	CHILD / CRAGG	1:34.469	1:34.791	0.322
18	7	PARRISH / SHEENE	29.578	63	CHILD / CRAGG	40.316	11	BROOKES / REBHC	25.073	18	74	LEE / O'BRIEN	1:34.698	1:34.954	0.256
19	74	LEE / O'BRIEN	29.838	21	HEDGER / KINGHAI	40.731	67	DAY / STEPHEN	25.298	19	21	HEDGER / KINGHAM	1:36.434	1:37.051	0.617
20	10	GRANT / MAY	30.190	7	PARRISH / SHEENE	40.918	21	HEDGER / KINGHAI	25.332	20	7	PARRISH / SHEENE	1:36.773	1:36.870	0.097
21	52	LAVERTY / OTTLIN	30.235	11	BROOKES / REBHC	40.990	100	RESCH / CLAUSEN	25.514	21	11	BROOKES / REBHOL	1:36.889	1:37.284	0.395
22	21	HEDGER / KINGHAI	30.371	52	LAVERTY / OTTLIN	41.303	10	GRANT / MAY	25.736	22	10	GRANT / MAY	1:37.329	1:39.051	1.722
23	75	COSTELLO / LEIGH	30.585	10	GRANT / MAY	41.403	52	LAVERTY / OTTLIN	25.815	23	52	LAVERTY / OTTLINGE	1:37.353	1:37.540	0.187
24	56	DUFFUS / HEBB	30.780	9	MOSSEY / MOSSEY	41.411	9	MOSSEY / MOSSEY	25.871	24	100	RESCH / CLAUSEN	1:38.070	1:38.604	0.534
25	11	BROOKES / REBHC	30.826	56	DUFFUS / HEBB	41.538	56	DUFFUS / HEBB	26.226	25	9	MOSSEY / MOSSEY	1:38.412	1:38.524	0.112
26	39	RUSSELL / GUTSCI	30.866	100	RESCH / CLAUSEN	41.599	7	PARRISH / SHEENE	26.277	26	56	DUFFUS / HEBB	1:38.544	1:38.871	0.327
27	100	RESCH / CLAUSEN	30.957	75	COSTELLO / LEIGH	41.713	3	ASHBY / STOKES	26.445	27	3	ASHBY / STOKES	1:39.456	1:39.659	0.203
28	9	MOSSEY / MOSSEY	31.130	3	ASHBY / STOKES	41.773	39	RUSSELL / GUTSCI	26.535	28	39	RUSSELL / GUTSCH	1:39.693	1:40.671	0.978
29	3	ASHBY / STOKES	31.238	39	RUSSELL / GUTSCI	42.292	75	COSTELLO / LEIGH	28.480	29	75	COSTELLO / LEIGH F	1:40.778	1:42.946	2.168

Barry Sheene Memorial Trophy

RACE 3 - BEST SPEEDS

INTERMEDIATE 1				INTERMEDIATE 2			FINISH LINE			
POS	NO	NAME	MPH	NO	NAME	MPH	NO	NAME	MPH	
1				68	RUTTER / RUSSELL	126.1	23	TODD / THOMAS	102.4	
2				23	TODD / THOMAS	125.2	12	BROGAN / BAIN	102.2	
3				42	DUNLOP / HORNBY	125.2	29	MCLEAN / WOOLSEY	101.9	
4				17	HILL / TONGE	125.2	68	RUTTER / RUSSELL	101.3	
5				22	MCCONNELL / PERKIN	124.9	22	MCCONNELL / PERKIN	101.0	
6				29	MCLEAN / WOOLSEY	124.9	4	COOPER / BARDELL	100.7	
7				4	COOPER / BARDELL	124.2	42	DUNLOP / HORNBY	100.7	
8				12	BROGAN / BAIN	122.0	17	HILL / TONGE	100.6	
9				129	MAINWARING-SMART / BAILEY	122.0	129	MAINWARING-SMART / BAILEY	100.3	
10				37	HILLIER / JACKSON	122.0	125	PLATER / ENGLISH	99.4	
11				2	BARRIER / FOLCH-RUSINOL JNF	121.3	2	BARRIER / FOLCH-RUSINOL JNF	99.4	
12				125	PLATER / ENGLISH	120.4	63	CHILD / CRAGG	99.2	
13				25	HARRISON / FARRALL	120.0	37	HILLIER / JACKSON	98.9	
14				53	BURRELL / DAWSON	120.0	74	LEE / O'BRIEN	98.1	
15				74	LEE / O'BRIEN	119.1	53	BURRELL / DAWSON	97.8	
16				7	PARRISH / SHEENE	118.9	7	PARRISH / SHEENE	97.5	
17				45	MCGUINNESS / PEREZ	118.9	25	HARRISON / FARRALL	97.2	
18				63	CHILD / CRAGG	118.3	21	HEDGER / KINGHAM	96.5	
19				52	LAVERTY / OTTLINGER	116.9	39	RUSSELL / GUTSCH	96.2	
20				67	DAY / STEPHEN	116.3	45	MCGUINNESS / PEREZ	96.2	
21				10	GRANT / MAY	116.3	67	DAY / STEPHEN	96.1	
22				39	RUSSELL / GUTSCH	115.9	10	GRANT / MAY	96.1	
23				21	HEDGER / KINGHAM	115.5	52	LAVERTY / OTTLINGER	96.0	
24				56	DUFFUS / HEBB	113.5	56	DUFFUS / HEBB	95.5	
25				75	COSTELLO / LEIGH PEMBERTO	112.2	9	MOSSEY / MOSSEY	93.3	
26				100	RESCH / CLAUSEN	111.4	100	RESCH / CLAUSEN	92.8	
27				9	MOSSEY / MOSSEY	108.9	11	BROOKES / REBHOLZ	91.0	
28				3	ASHBY / STOKES	108.5	3	ASHBY / STOKES	89.8	
29				11	BROOKES / REBHOLZ	106.6	75	COSTELLO / LEIGH PEMBERTO	89.0	

Barry Sheene Memorial Trophy

RACE 3 - PIT STOP ANALYSIS

P1 125 PLATER / ENGLISH				
STOP	IN TIME	STOP TIME	TOTAL TIME	OUT TIME
1 -	10:34:01.569	17.002	17.002	10:34:18.571

P2 68 RUTTER / RUSSELL				
STOP	IN TIME	STOP TIME	TOTAL TIME	OUT TIME
1 -	10:37:05.071	19.895	19.895	10:37:24.966

P3 23 TODD / THOMAS				
STOP	IN TIME	STOP TIME	TOTAL TIME	OUT TIME
1 -	10:37:03.548	20.497	20.497	10:37:24.045

P4 12 BROGAN / BAIN				
STOP	IN TIME	STOP TIME	TOTAL TIME	OUT TIME
1 -	10:37:03.669	21.909	21.909	10:37:25.578

P5 22 MCCONNELL / PERKIN				
STOP	IN TIME	STOP TIME	TOTAL TIME	OUT TIME
1 -	10:37:06.316	21.452	21.452	10:37:27.768

P6 2 BARRIER / FOLCH-RUSINOL JNR				
STOP	IN TIME	STOP TIME	TOTAL TIME	OUT TIME
1 -	10:37:22.707	19.105	19.105	10:37:41.812

P7 25 HARRISON / FARRALL				
STOP	IN TIME	STOP TIME	TOTAL TIME	OUT TIME
1 -	10:37:14.717	22.996	22.996	10:37:37.713

P8 129 MAINWARING-SMART / BAILEY				
STOP	IN TIME	STOP TIME	TOTAL TIME	OUT TIME
1 -	10:37:04.158			

P9 53 BURRELL / DAWSON				
STOP	IN TIME	STOP TIME	TOTAL TIME	OUT TIME
1 -	10:34:17.480	30.776	30.776	10:34:48.256

P10 7 PARRISH / SHEENE				
STOP	IN TIME	STOP TIME	TOTAL TIME	OUT TIME
1 -	10:34:41.560	24.718	24.718	10:35:06.278

P11 67 DAY / STEPHEN				
STOP	IN TIME	STOP TIME	TOTAL TIME	OUT TIME
1 -	10:36:02.596	25.757	25.757	10:36:28.353

P12 21 HEDGER / KINGHAM				
STOP	IN TIME	STOP TIME	TOTAL TIME	OUT TIME
1 -	10:34:58.908	21.506	21.506	10:35:20.414

P13 11 BROOKES / REBHOLZ				
STOP	IN TIME	STOP TIME	TOTAL TIME	OUT TIME
1 -	10:38:04.176	28.725	28.725	10:38:32.901

P14 56 DUFFUS / HEBB				
STOP	IN TIME	STOP TIME	TOTAL TIME	OUT TIME
1 -	10:36:40.886	20.583	20.583	10:37:01.469
2 -	10:40:43.407	37.673	58.256	10:41:21.080

P15 100 RESCH / CLAUSEN				
STOP	IN TIME	STOP TIME	TOTAL TIME	OUT TIME
1 -	10:41:35.852	22.222	22.222	10:41:58.074

P16 3 ASHBY / STOKES				
STOP	IN TIME	STOP TIME	TOTAL TIME	OUT TIME
1 -	10:34:19.443	26.057	26.057	10:34:45.500

P17 63 CHILD / CRAGG				
STOP	IN TIME	STOP TIME	TOTAL TIME	OUT TIME
1 -	10:37:27.962	1:25.484	1:25.484	10:38:53.446

P18 39 RUSSELL / GUTSCH				
STOP	IN TIME	STOP TIME	TOTAL TIME	OUT TIME
1 -	10:36:32.185	26.954	26.954	10:36:59.139

P19 29 MCLEAN / WOOLSEY				
STOP	IN TIME	STOP TIME	TOTAL TIME	OUT TIME
1 -	10:37:05.125	20.675	20.675	10:37:25.800

P20 74 LEE / O'BRIEN				
STOP	IN TIME	STOP TIME	TOTAL TIME	OUT TIME
1 -	10:36:03.843	25.257	25.257	10:36:29.100

P21 10 GRANT / MAY				
STOP	IN TIME	STOP TIME	TOTAL TIME	OUT TIME
1 -	10:36:52.797	20.677	20.677	10:37:13.474

P22 4 COOPER / BARDELL				
STOP	IN TIME	STOP TIME	TOTAL TIME	OUT TIME
1 -	10:37:10.888	25.878	25.878	10:37:36.766
2 -	10:39:52.276			

P23 45 MCGUINNESS / PEREZ				
STOP	IN TIME	STOP TIME	TOTAL TIME	OUT TIME
1 -	10:37:19.462			

P24 52 LAVERTY / OTTLINGER				
STOP	IN TIME	STOP TIME	TOTAL TIME	OUT TIME
1 -	10:36:41.669	23.510	23.510	10:37:05.179
2 -	10:39:25.514			

P26 75 COSTELLO / LEIGH PEMBERTON				
STOP	IN TIME	STOP TIME	TOTAL TIME	OUT TIME
1 -	10:33:58.909	25.158	25.158	10:34:24.067
2 -	10:38:06.690			

P28 37 HILLIER / JACKSON				
STOP	IN TIME	STOP TIME	TOTAL TIME	OUT TIME

Barry Sheene Memorial Trophy

RACE 3 - PIT STOP ANALYSIS

1 -	10:29:31.048	4:30.209	4:30.209	10:34:01.257
2 -	10:36:15.189			

Barry Sheene Memorial Trophy

RACE 3 - STATISTICS

Competitors Started	29
Planned Start	2023-09-09 @ 10:20:00.000
Actual Start	2023-09-09 @ 10:21:26.542
Finish Time	2023-09-09 @ 10:46:39.185
Track Length	2.3800mi.
Total Laps	376
Total Distance Covered	894.8802mi.

Session Fastest Lap History

NO	NAME	LAP TIME	TIME OF DAY	LAP	VEHICLE
17	HILL / TONGE <i>S. TONGE</i>	1:44.748	10:23:11.303	1	Norton Manx 30M
12	BROGAN / BAIN <i>S. BROGAN</i>	1:33.274	10:24:45.196	2	Norton Manx 30M
23	TODD / THOMAS <i>G. THOMAS</i>	1:33.186	10:24:45.828	2	Norton Manx 30M
4	COOPER / BARDELL <i>P. BARDELL</i>	1:33.009	10:24:46.267	2	Matchless G50
42	DUNLOP / HORNBY <i>A. HORNBY</i>	1:32.993	10:24:46.315	2	MV Agusta 500/3
68	RUTTER / RUSSELL <i>M. RUSSELL</i>	1:32.887	10:24:46.892	2	Norton Manx 30M
42	DUNLOP / HORNBY <i>A. HORNBY</i>	1:31.473	10:26:17.796	3	MV Agusta 500/3
68	RUTTER / RUSSELL <i>M. RUSSELL</i>	1:31.107	10:30:56.327	6	Norton Manx 30M
42	DUNLOP / HORNBY <i>A. HORNBY</i>	1:30.752	10:32:27.028	7	MV Agusta 500/3

Session Leader History

NO	NAME	FROM LAP	LAPS LED	DISTANCE	VEHICLE
17	HILL / TONGE <i>S. TONGE</i>	1	1	2.38 miles	Norton Manx 30M
12	BROGAN / BAIN <i>S. BROGAN</i>	2	1	2.38 miles	Norton Manx 30M
42	DUNLOP / HORNBY <i>A. HORNBY</i>	3	2	4.76 miles	MV Agusta 500/3
23	TODD / THOMAS <i>G. THOMAS</i>	5	1	2.38 miles	Norton Manx 30M
12	BROGAN / BAIN <i>S. BROGAN</i>	6	2	4.76 miles	Norton Manx 30M
42	DUNLOP / HORNBY <i>A. HORNBY</i>	8	1	2.38 miles	MV Agusta 500/3
12	BROGAN / BAIN <i>S. BROGAN</i>	9	1	2.38 miles	Norton Manx 30M
23	TODD / THOMAS <i>G. THOMAS</i>	10	1	2.38 miles	Norton Manx 30M
125	PLATER / ENGLISH <i>S. PLATER</i>	11	1	2.38 miles	Matchless G50
68	RUTTER / RUSSELL <i>M. RUSSELL</i>	12	4	9.52 miles	Norton Manx 30M
125	PLATER / ENGLISH <i>S. PLATER</i>	16	1	2.38 miles	Matchless G50

Flag History

TYPE	TIME OF DAY
GREEN	10:21:26.542
FINISH	10:46:39.185

Flag Statistics

TYPE	COUNT	TOTAL LAPS	TOTAL TIME
Green	1	16	27:38.029
Red	0	0	0.000
Safety Car	0	0	0.000
FCY	0	0	0.000



Barry Sheene Memorial Trophy RACE 10 - CLASSIFICATION

POS	NO	NAME	ENTRY	LAPS	TIME	GAP	DIFF	MPH	BEST	ON
1	68	RUTTER / RUSSELL	Norton Manx 30M - 1961	17	26:12.951			92.60	1:28.898	6
2	23	TODD / THOMAS	Norton Manx 30M - 1960	17	26:24.438	11.487	11.487	91.92	1:29.126	17
3	12	BROGAN / BAIN	Norton Manx 30M - 1962	17	26:24.756	11.805	0.318	91.91	1:30.304	12
4	125	PLATER / ENGLISH	Matchless G50 - 1962	17	26:27.727	14.776	2.971	91.73	1:29.651	4
5	25	HARRISON / FARRALL	Matchless G50 - 1961	17	27:03.684	50.733	35.957	89.70	1:30.761	17
6	45	MCGUINNESS / PEREZ	Matchless G50 - 1962	17	27:04.131	51.180	0.447	89.68	1:31.031	17
7	74	LEE / O'BRIEN	Norton Manx 30M - 1962	17	27:23.179	1:10.228	19.048	88.64	1:33.174	10
8	42	DUNLOP / HORNBY	MV Agusta 500/3 - 1966	17	27:37.856	1:24.905	14.677	87.85	1:31.903	17
9	129	MAINWARING-SMART / BAILEY	Matchless G50 - 1962	17	27:38.143	1:25.192	0.287	87.84	1:32.026	17
10	53	BURRELL / DAWSON	Norton Manx 30M - 1962	16	26:28.767	1 Lap	1 Lap	86.28	1:33.330	16
11	67	DAY / STEPHEN	Norton Manx 30M - 1962	16	26:42.934	1 Lap	14.167	85.52	1:33.880	15
12	63	CHILD / CRAGG	Norton Manx 30M - 1962	16	26:44.815	1 Lap	1.881	85.42	1:35.117	11
13	56	DUFFUS / HEBB	Norton Manx 30M - 1962	16	26:49.935	1 Lap	5.120	85.15	1:36.103	5
14	7*	PARRISH / SHEENE	Norton Manx 30M - 1962	16	27:04.750	1 Lap	14.815	84.37	1:35.414	7
15	52	LAVERTY / OTTLINGER	BMW R54 Oskar Liebmann Special - 1953	16	27:47.435	1 Lap	42.685	82.21	1:36.135	15
16	75	COSTELLO / LEIGH PEMBERTON	Norton Manx 30M - 1962	15	26:21.631	2 Laps	1 Lap	81.25	1:36.889	14
17	39	RUSSELL / GUTSCH	BMW RS54 Short Stroke - 1954	15	26:39.945	2 Laps	18.314	80.32	1:38.886	7
18	100	RESCH / CLAUSEN	BMW Kaczor R50S - 1963	15	27:26.878	2 Laps	46.933	78.03	1:39.256	13

NOT CLASSIFIED

DNF	9	MOSSEY / MOSSEY	Norton Manx - 1963	13	22:41.398	4 Laps	2 Laps	81.81	1:39.785	10
DNF	21	HEDGER / KINGHAM	Matchless G50 - 1960	13	23:19.445	4 Laps	38.047	79.59	1:38.672	11
DNF	2	BARRIER / FOLCH-RUSINOL JNR	Norton Manx 30M - 1962	6	9:57.196	11 Laps	7 Laps	86.08	1:36.006	5
DNF	3	ASHBY / STOKES	Norton Manx 30M - 1961	4	7:00.914	13 Laps	2 Laps	81.42	1:40.281	3
DNF	37	HILLIER / JACKSON	Matchless G50 - 1962	1	1:42.420	16 Laps	3 Laps	83.65	1:42.420	1
DNF	22	MCCONNELL / PERKIN	Norton Manx 30M - 1962	0						
DNF	11	BROOKES / REBHOLZ	BMW Kaczor R50S - 1966	0						

FASTEST LAP

68	RUTTER / RUSSELL	Norton Manx 30M - 1961	6	1:28.898	96.38 mph	155.10 kph
----	------------------	------------------------	---	----------	-----------	------------

Bike 7 - 10 second penalty - Jump start

Weather / Track : Sunny / Dry

These results are provisional until the conclusion of any judicial and technical matters.

Race Distance: 17 Laps / 40.46 miles

Goodwood: 2.3800 miles

Date: 10/09/2023 Start: 10:23 Finish: 10:49

Clerk Of Course : A MacBride

Stewards :

Timekeeper : Sarah Evans

Barry Sheene Memorial Trophy

RACE 10 - LAP CHART

LAP 1 @ 10:24:49.606			LAP 2 @ 10:26:21.054			LAP 3 @ 10:27:51.105			LAP 4 @ 10:29:20.698			LAP 5 @ 10:30:49.693		
NO	BEHIND	LAP TIME	NO	BEHIND	LAP TIME	NO	BEHIND	LAP TIME	NO	BEHIND	LAP TIME	NO	BEHIND	LAP TIME
125		1:41.133	125		1:31.448	68		1:29.784	68		1:29.593	68		1:28.995
12	1.078	1:42.211	68	0.267	1:30.095	125	0.441	1:30.492	125	0.499	1:29.651	125	1.321	1:29.817
37	1.287	1:42.420	12	1.089	1:31.459	12	1.501	1:30.463	12	3.387	1:31.479	12	6.126	1:31.734
68	1.620	1:42.753	23	3.432	1:31.878	23	4.683	1:31.302	23	5.476	1:30.386	23	7.644	1:31.163
23	3.002	1:44.135	7	9.495	1:36.400	25	15.560	1:35.870	74	21.864	1:35.543	74	28.522	1:35.653
7	4.543	1:45.676	25	9.741	1:36.426	7	15.831	1:36.387	25	22.072	1:36.105	7	29.365	1:35.642
25	4.763	1:45.896	74	10.050	1:36.159	74	15.914	1:35.915	7	22.718	1:36.480	25	29.376	1:36.299
74	5.339	1:46.472	45	11.398	1:35.917	45	17.010	1:35.663	45	23.224	1:35.807	2	39.129	1:36.006
45	6.929	1:48.062	2	16.242	1:38.997	2	23.858	1:37.667	42	31.162	1:36.753	42	39.414	1:37.247
2	8.693	1:49.826	42	16.410	1:37.734	42	24.002	1:37.643	2	32.118	1:37.853	56	39.544	1:36.103
129	8.868	1:50.001	129	16.881	1:39.461	56	24.303	1:36.936	56	32.436	1:37.726	129	41.645	1:37.486
42	10.124	1:51.257	56	17.418	1:37.182	129	24.987	1:38.157	129	33.154	1:37.760	63	50.098	1:38.192
56	11.684	1:52.817	63	23.820	1:39.246	63	31.738	1:37.969	63	40.901	1:38.756	53	53.643	1:38.347
67	15.135	1:56.268	53	25.237	1:40.998	53	34.241	1:39.055	53	44.291	1:39.643	45	55.127	2:00.898 P
53	15.687	1:56.820	67	26.638	1:42.951	3	37.601	1:40.281	3	48.689	1:40.681	39	1:02.107	1:41.871
9	15.733	1:56.866	9	26.872	1:42.587	21	38.132	1:39.822	39	49.231	1:40.532	9	1:04.211	1:41.530
63	16.022	1:57.155	3	27.371	1:40.913	39	38.292	1:40.114	21	50.187	1:41.648	67	1:04.870	1:42.552
52	17.622	1:58.755	39	28.229	1:41.605	67	39.068	1:42.481	67	51.313	1:41.838	52	1:14.214	1:44.036
3	17.906	1:59.039	21	28.361	1:41.295	9	39.211	1:42.390	9	51.676	1:42.058	75	1:14.347	1:42.955
39	18.072	1:59.205	52	31.323	1:45.149	52	45.633	1:44.361	52	59.173	1:43.133	100	1:14.969	1:42.753
21	18.514	1:59.647	100	32.420	1:44.427	75	46.096	1:43.442	75	1:00.387	1:43.884	21	1:23.652	2:02.460 P
100	19.441	2:00.574	75	32.705	1:42.233	100	47.341	1:44.972	100	1:01.211	1:43.463			
75	21.920	2:03.053												

Barry Sheene Memorial Trophy

RACE 10 - LAP CHART

LAP 6 @ 10:32:18.591			LAP 7 @ 10:33:48.042			LAP 8 @ 10:35:17.779			LAP 9 @ 10:36:47.187			LAP 10 @ 10:38:36.801		
NO	BEHIND	LAP TIME	NO	BEHIND	LAP TIME	NO	BEHIND	LAP TIME	NO	BEHIND	LAP TIME	NO	BEHIND	LAP TIME
68		1:28.898	68		1:29.451	68		1:29.737	68		1:29.408	68		1:49.614 P
125	3.733	1:31.310	100	1 Lap	1:43.819	9	1 Lap	1:42.344	56	1 Lap	2:06.409 P	63	1 Lap	2:04.523 P
12	29.985	1:52.757 P	125	6.617	1:32.335	125	9.763	1:32.883	39	1 Lap	1:39.735	53	1 Lap	1:35.035
23	33.396	1:54.650 P	67	1 Lap	2:05.588 P	53	1 Lap	2:05.898 P	125	13.235	1:32.880	100	2 Laps	3:14.157 P
74	34.465	1:34.841	21	1 Lap	1:50.593	52	1 Lap	1:43.632	53	1 Lap	1:38.107	67	1 Lap	1:34.759
7	35.976	1:35.509	12	34.950	1:34.416	75	1 Lap	1:42.942	67	1 Lap	1:37.158	125	18.210	1:54.589 P
2	47.078	1:36.847	23	38.819	1:34.874	100	1 Lap	1:42.397	75	1 Lap	1:46.498	12	19.516	1:31.012
56	47.108	1:36.462	7	41.939	1:35.414	67	1 Lap	1:37.789	9	1 Lap	2:06.569 P	39	1 Lap	2:09.998 P
42	47.482	1:36.966	56	55.889	1:38.232	12	36.553	1:31.340	12	38.118	1:30.973	23	25.411	1:31.663
25	59.352	1:58.874 P	74	1:00.262	1:55.248 P	21	1 Lap	1:52.380	23	43.362	1:31.336	9	1 Lap	1:45.011
63	59.488	1:38.288	25	1:06.789	1:36.888	23	41.434	1:32.352	52	1 Lap	2:14.234 P	52	1 Lap	1:45.725
45	1:02.067	1:35.838	45	1:06.977	1:34.361	74	1:08.520	1:37.995	21	1 Lap	1:53.955	45	54.016	1:31.297
53	1:03.483	1:38.738	63	1:07.900	1:37.863	25	1:09.272	1:32.220	25	1:12.059	1:32.195	25	54.152	1:31.707
129	1:10.902	1:58.155 P	42	1:15.771	1:57.740 P	45	1:09.690	1:32.450	45	1:12.333	1:32.051	75	1 Lap	2:14.536 P
39	1:13.787	1:40.578	129	1:20.790	1:39.339	7	1:14.082	2:01.880 P	74	1:12.810	1:33.698	74	56.370	1:33.174
9	1:16.975	1:41.662	39	1:23.222	1:38.886	63	1:15.130	1:36.967	7	1:29.322	1:44.648	21	1 Lap	1:53.472
52	1:28.016	1:42.700				42	1:24.882	1:38.848	42	1:30.053	1:34.579	129	1:15.424	1:34.640
75	1:28.905	1:43.456				129	1:25.462	1:34.409	129	1:30.398	1:34.344	42	1:15.450	1:35.011
									56	1:47.325	1:44.172	7	1:19.833	1:40.125

Barry Sheene Memorial Trophy

RACE 10 - LAP CHART

LAP 11 @ 10:40:12.205			LAP 12 @ 10:41:43.749			LAP 13 @ 10:43:15.363			LAP 14 @ 10:44:46.822			LAP 15 @ 10:46:18.068		
NO	BEHIND	LAP TIME	NO	BEHIND	LAP TIME	NO	BEHIND	LAP TIME	NO	BEHIND	LAP TIME	NO	BEHIND	LAP TIME
68		1:35.404	68		1:31.544	68		1:31.614	68		1:31.459	68		1:31.246
56	1 Lap	1:38.734	53	1 Lap	1:33.743	7	1 Lap	1:40.400	53	1 Lap	1:33.759	21	2 Laps	1:42.325
53	1 Lap	1:34.138	56	1 Lap	1:37.912	53	1 Lap	1:33.567	7	1 Lap	1:40.803	53	1 Lap	1:33.535
63	1 Lap	1:38.673	63	1 Lap	1:35.117	63	1 Lap	1:37.286	12	12.652	1:30.747	12	13.116	1:31.710
67	1 Lap	1:34.983	12	13.925	1:30.304	56	1 Lap	1:37.435	23	16.613	1:30.271	23	15.596	1:30.229
12	15.165	1:31.053	67	1 Lap	1:34.677	12	13.364	1:31.053	125	17.443	1:31.282	125	16.323	1:30.126
125	18.275	1:35.469	125	18.389	1:31.658	125	17.620	1:30.845	63	1 Lap	1:36.606	7	1 Lap	1:40.555
23	20.798	1:30.791	23	19.513	1:30.259	23	17.801	1:29.902	56	1 Lap	1:37.091	63	1 Lap	1:35.435
100	2 Laps	1:49.166	100	2 Laps	1:42.210	67	1 Lap	1:35.015	67	1 Lap	1:34.163	67	1 Lap	1:34.086
9	1 Lap	1:39.785	9	1 Lap	1:40.464	100	2 Laps	1:40.941	100	2 Laps	1:39.373	56	1 Lap	1:37.118
39	1 Lap	1:52.054	25	51.853	1:31.332	25	51.767	1:31.528	45	51.649	1:31.210	45	51.576	1:31.173
25	52.065	1:33.317	45	52.342	1:31.608	45	51.898	1:31.170	25	52.235	1:31.927	25	52.251	1:31.262
45	52.278	1:33.666	74	57.443	1:34.167	9	1 Lap	1:40.037	74	1:02.032	1:34.013	100	2 Laps	1:39.256
74	54.820	1:33.854	39	1 Lap	1:48.817	74	59.478	1:33.649	9	1 Lap	1:40.095	74	1:04.039	1:33.253
52	1 Lap	1:38.649	52	1 Lap	1:37.864	52	1 Lap	1:37.379	52	1 Lap	1:38.114	42	1:23.375	1:32.968
75	1 Lap	1:46.823	75	1 Lap	1:40.414	39	1 Lap	1:46.327	42	1:21.653	1:33.796	129	1:23.572	1:32.872
21	1 Lap	1:42.491	129	1:16.976	1:34.036	42	1:19.316	1:33.789	129	1:21.946	1:33.938	52	1 Lap	1:40.629
42	1:14.344	1:34.298	42	1:17.141	1:34.341	129	1:19.467	1:34.105	39	1 Lap	1:47.029			
129	1:14.484	1:34.464	21	1 Lap	1:38.672	75	1 Lap	1:39.710	75	1 Lap	1:37.220			
7	1:25.261	1:40.832				21	1 Lap	1:40.685						

Barry Sheene Memorial Trophy

RACE 10 - LAP CHART

LAP 16 @ 10:47:49.954			LAP 17 @ 10:49:21.424		
NO	BEHIND	LAP TIME	NO	BEHIND	LAP TIME
68		1:31.886	68		1:31.470
75	2 Laps	1:36.889	75	2 Laps	1:37.576
12	12.599	1:31.369	23	11.487	1:29.126
39	2 Laps	1:47.352	12	11.805	1:30.676
23	13.831	1:30.121	125	14.776	1:31.717
53	1 Lap	1:34.054	53	1 Lap	1:33.330
125	14.529	1:30.092	39	2 Laps	1:45.842
67	1 Lap	1:33.880	67	1 Lap	1:34.746
63	1 Lap	1:36.922	63	1 Lap	1:35.817
56	1 Lap	1:37.820	56	1 Lap	1:37.786
7	1 Lap	1:42.094	7	1 Lap	1:41.905
25	51.442	1:31.077	25	50.733	1:30.761
45	51.619	1:31.929	45	51.180	1:31.031
100	2 Laps	1:39.557	74	1:10.228	1:35.249
74	1:06.449	1:34.296	100	2 Laps	1:39.813
42	1:24.472	1:32.983	42	1:24.905	1:31.903
129	1:24.636	1:32.950	129	1:25.192	1:32.026
52	1 Lap	1:36.135	52	1 Lap	1:36.940

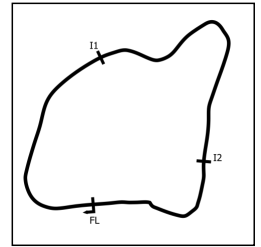
Barry Sheene Memorial Trophy

RACE 10 - POSITION CHART

No	Name	Lap																	
		Pos	1	2	3	4	5	6	7	8	9	10	11	12	13	14	15	16	17
23	TODD / THOMAS	1	125	125	68	68	68	68	68	68	68	68	68	68	68	68	68	68	68
12	BROGAN / BAIN	2	12	68	125	125	125	125	125	125	125	125	12	12	12	12	12	12	23
68	RUTTER / RUSSELL	3	37	12	12	12	12	12	12	12	12	12	12	125	125	125	23	23	12
25	HARRISON / FARRALL	4	68	23	23	23	23	23	23	23	23	23	23	23	23	23	125	125	125
22	MCCONNELL / PERKIN	5	23	7	25	74	74	74	7	74	25	45	25	25	25	45	45	25	25
37	HILLIER / JACKSON	6	7	25	7	25	7	7	56	25	45	25	45	45	45	25	25	45	45
45	MCGUINNESS / PEREZ	7	25	74	74	7	25	2	74	45	74	74	74	74	74	74	74	74	74
125	PLATER / ENGLISH	8	74	45	45	45	2	56	25	7	7	129	42	129	42	42	42	42	42
129	MAINWARING-SMART	9	45	2	2	42	42	42	45	63	42	42	129	42	129	129	129	129	129
2	BARRIER / FOLCH-RU	10	2	42	42	2	56	25	63	42	129	7	7	7	53	53	53	53	53
53	BURRELL / DAWSON	11	129	129	56	56	129	63	42	129	56	56	53	53	7	7	67	67	67
74	LEE / O'BRIEN	12	42	56	129	129	63	45	129	56	63	53	56	63	63	63	63	63	63
11	BROOKES / REBHOLZ	13	56	63	63	63	53	53	39	39	53	63	63	56	56	67	56	56	56
75	COSTELLO / LEIGH PE	14	67	53	53	53	45	129	9	53	67	67	67	67	67	56	7	7	7
67	DAY / STEPHEN	15	53	67	3	3	39	39	53	67	39	9	9	9	9	52	52	52	52
7	PARRISH / SHEENE	16	9	9	21	39	9	9	52	75	9	39	39	52	52	75	75	75	75
52	LAVERTY / OTTLINGE	17	63	3	39	21	67	52	75	9	52	52	52	39	39	39	39	39	39
63	CHILD / CRAGG	18	52	39	67	67	52	75	100	52	75	75	75	75	75	100	100	100	100
56	DUFFUS / HEBB	19	3	21	9	9	75	100	67	21	21	21	21	21	21	21	21	21	21
39	RUSSELL / GUTSCH	20	39	52	52	52	100	67	21	100	100	100	100	100	100	100	100	100	100
100	RESCH / CLAUSEN	21	21	100	75	75	21	21											
9	MOSSEY / MOSSEY	22	100	75	100	100													
3	ASHBY / STOKES	23	75																
21	HEDGER / KINGHAM	24																	
42	DUNLOP / HORNBY	25																	

Barry Sheene Memorial Trophy

RACE 10 - SECTOR ANALYSIS



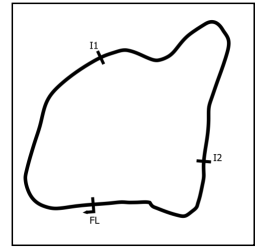
SECTOR 1 = FL to I1, SECTOR 2 = I1 to I2, SECTOR 3 = I2 to FL, DIFF = Difference To Personal Best Lap, P = Crossed Finish Line in Pit Lane, D = Time Disallowed

P1 68		RUTTER / RUSSELL				Norton Manx 30M - 1961			
IDEAL LAP TIME : 1:28.700		BEST LAP TIME : 1:28.898		DIFFERENCE : 0.198					
Michael RUTTER		Michael RUSSELL							
LAP	SECTOR 1	SECTOR 2		SECTOR 3		LAP TIME	MPH	DIFF	TIME OF DAY
1 - D2		39.190	124.2	24.762	102.4	1:42.753	83.38	13.855	10:24:51.226
2 - D2	27.698	38.314	122.2	24.083	102.1	1:30.095	95.09	1.197	10:26:21.321
3 - D2	27.965	38.027	120.4	23.792	101.3	1:29.784	95.42	0.886	10:27:51.105
4 - D2	27.872	38.037	120.2	23.684	100.4	1:29.593	95.63	0.695	10:29:20.698
5 - D2	27.706	37.735	119.4	23.554	101.0	1:28.995 (2)	96.27	0.097	10:30:49.693
6 - D2	27.775	37.648	118.9	23.475	100.6	1:28.898 (1)	96.38		10:32:18.591
7 - D2	27.832	37.876	120.2	23.743	100.9	1:29.451	95.78	0.553	10:33:48.042
8 - D2	28.496	37.695	119.6	23.546	101.2	1:29.737	95.47	0.839	10:35:17.779
9 - D2	27.678	38.154	118.1	23.576	100.6	1:29.408 (3)	95.83	0.510	10:36:47.187
10 - D2	27.577	37.937	119.1	IN PIT		1:49.614 P	78.16	20.716	10:38:36.801
11 - D2	OUTLAP	39.474	116.3	24.634	99.5	1:35.404	89.80	6.506	10:40:12.205
12 - D2	28.615	38.931	116.1	23.998	99.4	1:31.544	93.59	2.646	10:41:43.749
13 - D2	28.546	39.025	115.7	24.043	98.9	1:31.614	93.52	2.716	10:43:15.363
14 - D2	28.584	38.898	114.7	23.977	98.8	1:31.459	93.68	2.561	10:44:46.822
15 - D2	28.542	38.945	115.5	23.759	99.2	1:31.246	93.90	2.348	10:46:18.068
16 - D2	28.608	39.334	115.1	23.944	98.2	1:31.886	93.24	2.988	10:47:49.954
17 - D2	28.749	38.919	115.5	23.802	98.6	1:31.470	93.67	2.572	10:49:21.424

P2 23		TODD / THOMAS				Norton Manx 30M - 1960			
IDEAL LAP TIME : 1:28.987		BEST LAP TIME : 1:29.126		DIFFERENCE : 0.139					
Davey TODD		George THOMAS							
LAP	SECTOR 1	SECTOR 2		SECTOR 3		LAP TIME	MPH	DIFF	TIME OF DAY
1 - D2		40.028	120.9	24.495	100.4	1:44.135	82.27	15.009	10:24:52.608
2 - D2	28.612	39.168	120.2	24.098	101.0	1:31.878	93.25	2.752	10:26:24.486
3 - D2	28.595	38.834	120.9	23.873	101.8	1:31.302	93.84	2.176	10:27:55.788
4 - D2	28.360	38.355	121.5	23.671	101.5	1:30.386	94.79	1.260	10:29:26.174
5 - D2	28.323	39.072	119.6	23.768	100.4	1:31.163	93.98	2.037	10:30:57.337
6 - D2	28.509	39.169	118.9	IN PIT		1:54.650 P	74.73	25.524	10:32:51.987
7 - D2	OUTLAP	39.363	120.9	24.221	99.4	1:34.874	90.30	5.748	10:34:26.861
8 - D2	28.672	39.054	119.4	24.626	97.9	1:32.352	92.77	3.226	10:35:59.213
9 - D2	28.392	38.976	118.7	23.968	101.3	1:31.336	93.80	2.210	10:37:30.549
10 - D2	28.500	39.230	118.5	23.933	101.0	1:31.663	93.47	2.537	10:39:02.212
11 - D2	28.165	38.757	120.0	23.869	100.7	1:30.791	94.37	1.665	10:40:33.003
12 - D2	28.116	38.490	120.2	23.653	101.6	1:30.259	94.92	1.133	10:42:03.262
13 - D2	27.858	38.412	122.9	23.632	102.7	1:29.902 (2)	95.30	0.776	10:43:33.164
14 - D2	28.090	38.570	122.6	23.611	101.0	1:30.271	94.91	1.145	10:45:03.435
15 - D2	28.003	38.656	119.8	23.570	101.5	1:30.229	94.95	1.103	10:46:33.664
16 - D2	28.309	38.380	121.5	23.432	102.6	1:30.121 (3)	95.07	0.995	10:48:03.785
17 - D2	27.997	38.023	121.7	23.106	101.3	1:29.126 (1)	96.13		10:49:32.911

Barry Sheene Memorial Trophy

RACE 10 - SECTOR ANALYSIS



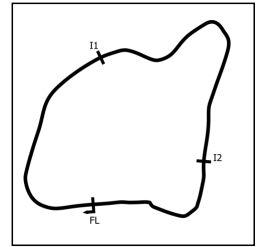
SECTOR 1 = FL to I1, SECTOR 2 = I1 to I2, SECTOR 3 = I2 to FL, DIFF = Difference To Personal Best Lap, P = Crossed Finish Line in Pit Lane, D = Time Disallowed

P3 12		BROGAN / BAIN		Norton Manx 30M - 1962					
IDEAL LAP TIME : 1:29.436		BEST LAP TIME : 1:30.304		DIFFERENCE : 0.868					
Steve BROGAN		Ian BAIN							
LAP	SECTOR 1	SECTOR 2		SECTOR 3		LAP TIME	MPH	DIFF	TIME OF DAY
1 - D1		39.978	120.6	24.604	100.1	1:42.211	83.82	11.907	10:24:50.684
2 - D1		39.172	121.3	24.094	101.6	1:31.459	93.68	1.155	10:26:22.143
3 - D1	27.887	38.614	121.5	23.962	101.5	1:30.463 (2)	94.71	0.159	10:27:52.606
4 - D1	28.088	39.095	120.2	24.296	101.5	1:31.479	93.66	1.175	10:29:24.085
5 - D1	28.232	39.252	119.4	24.250	101.0	1:31.734	93.40	1.430	10:30:55.819
6 - D1	28.378	39.339	117.9	IN PIT		1:52.757 P	75.98	22.453	10:32:48.576
7 - D1	OUTLAP	39.115	114.9	24.075	97.5	1:34.416	90.74	4.112	10:34:22.992
8 - D1	28.986	38.401	114.1	23.953	97.3	1:31.340	93.80	1.036	10:35:54.332
9 - D1	28.413	38.774	113.3	23.786	97.8	1:30.973	94.18	0.669	10:37:25.305
10 - D1	28.624	38.505	114.9	23.883	97.3	1:31.012	94.14	0.708	10:38:56.317
11 - D1	28.663	39.024	113.3	23.366	98.9	1:31.053	94.09	0.749	10:40:27.370
12 - D1	28.398	38.306	114.3	23.600	98.1	1:30.304 (1)	94.87		10:41:57.674
13 - D1	28.535	38.183	115.7	24.335	98.8	1:31.053	94.09	0.749	10:43:28.727
14 - D1	28.541	38.527	114.3	23.679	98.2	1:30.747	94.41	0.443	10:44:59.474
15 - D1	29.058	38.951	113.1	23.701	97.6	1:31.710	93.42	1.406	10:46:31.184
16 - D1	28.516	39.239	114.3	23.614	97.6	1:31.369	93.77	1.065	10:48:02.553
17 - D1	28.663	38.638	114.1	23.375	98.8	1:30.676 (3)	94.49	0.372	10:49:33.229

P4 125		PLATER / ENGLISH		Matchless G50 - 1962					
IDEAL LAP TIME : 1:29.360		BEST LAP TIME : 1:29.651		DIFFERENCE : 0.291					
Steve PLATER		Glen ENGLISH							
LAP	SECTOR 1	SECTOR 2		SECTOR 3		LAP TIME	MPH	DIFF	TIME OF DAY
1 - D1		39.157	115.3	24.528	96.0	1:41.133	84.71	11.482	10:24:49.606
2 - D1	28.792	38.485	116.1	24.171	99.2	1:31.448	93.69	1.797	10:26:21.054
3 - D1	28.573	38.190	118.7	23.729	100.3	1:30.492	94.68	0.841	10:27:51.546
4 - D1	28.066	37.887	119.1	23.698	100.1	1:29.651 (1)	95.57		10:29:21.197
5 - D1	27.936	38.139	116.3	23.742	99.7	1:29.817 (2)	95.39	0.166	10:30:51.014
6 - D1	28.447	38.531	114.1	24.332	97.6	1:31.310	93.83	1.659	10:32:22.324
7 - D1	28.954	38.966	114.5	24.415	97.6	1:32.335	92.79	2.684	10:33:54.659
8 - D1	29.127	38.491	115.9	25.265	97.3	1:32.883	92.24	3.232	10:35:27.542
9 - D1	28.921	39.028	112.9	24.931	96.0	1:32.880	92.24	3.229	10:37:00.422
10 - D1	29.188	39.176	112.9	IN PIT		1:54.589 P	74.77	24.938	10:38:55.011
11 - D1	OUTLAP	39.669	113.5	24.445	98.1	1:35.469	89.74	5.818	10:40:30.480
12 - D1	28.790	38.805	113.1	24.063	98.3	1:31.658	93.47	2.007	10:42:02.138
13 - D1	28.681	38.349	115.1	23.815	98.3	1:30.845	94.31	1.194	10:43:32.983
14 - D1	28.735	38.511	115.9	24.036	97.8	1:31.282	93.86	1.631	10:45:04.265
15 - D1	28.533	38.037	114.3	23.556	98.2	1:30.126	95.06	0.475	10:46:34.391
16 - D1	28.576	37.979	115.5	23.537	98.1	1:30.092 (3)	95.10	0.441	10:48:04.483
17 - D1	28.964	39.060	112.7	23.693	97.2	1:31.717	93.41	2.066	10:49:36.200

Barry Sheene Memorial Trophy

RACE 10 - SECTOR ANALYSIS



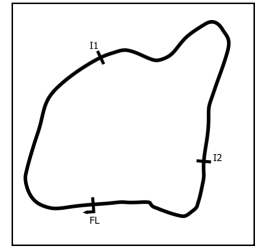
SECTOR 1 = FL to I1, SECTOR 2 = I1 to I2, SECTOR 3 = I2 to FL, DIFF = Difference To Personal Best Lap, P = Crossed Finish Line in Pit Lane, D = Time Disallowed

P5 25		HARRISON / FARRALL				Matchless G50 - 1961			
IDEAL LAP TIME : 1:30.492		BEST LAP TIME : 1:30.761		DIFFERENCE : 0.269					
Dean HARRISON		Mike FARRALL							
LAP	SECTOR 1	SECTOR 2		SECTOR 3		LAP TIME	MPH	DIFF	TIME OF DAY
1 - D2		41.000	115.9	25.400	96.6	1:45.896	80.90	15.135	10:24:54.369
2 - D2	29.704	41.249	117.3	25.473	96.8	1:36.426	88.85	5.665	10:26:30.795
3 - D2	29.628	40.773	115.1	25.469	94.3	1:35.870	89.37	5.109	10:28:06.665
4 - D2	29.919	40.872	113.7	25.314	94.1	1:36.105	89.15	5.344	10:29:42.770
5 - D2	29.830	40.903	113.1	25.566	92.8	1:36.299	88.97	5.538	10:31:19.069
6 - D2	30.022	40.413	112.0	IN PIT		1:58.874	P 72.07	28.113	10:33:17.943
7 - D2	OUTLAP	40.093	115.5	24.363	95.3	1:36.888	88.43	6.127	10:34:54.831
8 - D2	29.292	38.907	115.5	24.021	96.9	1:32.220	92.90	1.459	10:36:27.051
9 - D2	29.042	39.081	113.5	24.072	96.5	1:32.195	92.93	1.434	10:37:59.246
10 - D2	28.759	39.033	114.3	23.915	98.3	1:31.707	93.42	0.946	10:39:30.953
11 - D2	29.772	39.345	112.9	24.200	96.0	1:33.317	91.81	2.556	10:41:04.270
12 - D2	28.882	38.771	113.7	23.679	96.4	1:31.332	93.81	0.571	10:42:35.602
13 - D2	28.804	38.710	113.3	24.014	95.0	1:31.528	93.61	0.767	10:44:07.130
14 - D2	29.182	39.041	113.1	23.704	96.9	1:31.927	93.20	1.166	10:45:39.057
15 - D2	28.846	38.612	114.1	23.804	96.6	1:31.262	(3) 93.88	0.501	10:47:10.319
16 - D2	28.682	38.401	112.7	23.994	96.5	1:31.077	(2) 94.07	0.316	10:48:41.396
17 - D2	28.634	38.670	113.9	23.457	96.4	1:30.761	(1) 94.40		10:50:12.157

P6 45		MCGUINNESS / PEREZ				Matchless G50 - 1962			
IDEAL LAP TIME : 1:30.670		BEST LAP TIME : 1:31.031		DIFFERENCE : 0.361					
John MCGUINNESS		Seb PEREZ							
LAP	SECTOR 1	SECTOR 2		SECTOR 3		LAP TIME	MPH	DIFF	TIME OF DAY
1 - D1		41.530	115.3	25.495	96.5	1:48.062	79.28	17.031	10:24:56.535
2 - D1	29.245	40.884	115.9	25.788	96.5	1:35.917	89.32	4.886	10:26:32.452
3 - D1	29.210	40.793	115.7	25.660	97.2	1:35.663	89.56	4.632	10:28:08.115
4 - D1	29.304	41.079	116.7	25.424	96.8	1:35.807	89.42	4.776	10:29:43.922
5 - D1	29.195	40.656	118.1	IN PIT		2:00.898	P 70.86	29.867	10:31:44.820
6 - D1	OUTLAP	39.184	114.9	24.855	95.5	1:35.838	89.40	4.807	10:33:20.658
7 - D1	29.650	40.088	111.6	24.623	95.8	1:34.361	90.80	3.330	10:34:55.019
8 - D1	29.204	38.901	113.7	24.345	96.6	1:32.450	92.67	1.419	10:36:27.469
9 - D1	28.821	38.930	114.9	24.300	96.6	1:32.051	93.07	1.020	10:37:59.520
10 - D1	28.537	38.905	113.7	23.855	93.8	1:31.297	93.84	0.266	10:39:30.817
11 - D1	29.985	39.332	115.5	24.349	96.6	1:33.666	91.47	2.635	10:41:04.483
12 - D1	28.752	38.737	114.3	24.119	94.1	1:31.608	93.52	0.577	10:42:36.091
13 - D1	28.338	38.675	112.4	24.157	97.3	1:31.170	(2) 93.97	0.139	10:44:07.261
14 - D1	28.626	38.777	112.9	23.807	95.4	1:31.210	93.93	0.179	10:45:38.471
15 - D1	28.596	38.714	112.5	23.863	93.2	1:31.173	(3) 93.97	0.142	10:47:09.644
16 - D1	28.864	38.907	110.3	24.158	98.3	1:31.929	93.20	0.898	10:48:41.573
17 - D1	28.652	38.525	115.5	23.854	97.3	1:31.031	(1) 94.12		10:50:12.604

Barry Sheene Memorial Trophy

RACE 10 - SECTOR ANALYSIS



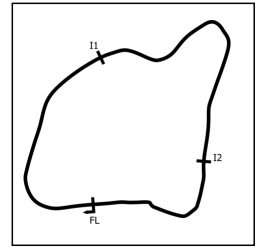
SECTOR 1 = FL to I1, SECTOR 2 = I1 to I2, SECTOR 3 = I2 to FL, DIFF = Difference To Personal Best Lap, P = Crossed Finish Line in Pit Lane, D = Time Disallowed

P7 74		LEE / O'BRIEN		Norton Manx 30M - 1962					
IDEAL LAP TIME : 1:32.589		BEST LAP TIME : 1:33.174		DIFFERENCE : 0.585					
Jonathan LEE		Jamie O'BRIEN							
LAP	SECTOR 1	SECTOR 2		SECTOR 3		LAP TIME	MPH	DIFF	TIME OF DAY
1 - D2		40.528	117.1	25.672	97.2	1:46.472	80.47	13.298	10:24:54.945
2 - D2	29.541	40.756	114.9	25.862	97.6	1:36.159	89.10	2.985	10:26:31.104
3 - D2	29.720	40.482	113.3	25.713	97.3	1:35.915	89.32	2.741	10:28:07.019
4 - D2	29.994	40.478	112.9	25.071	96.8	1:35.543	89.67	2.369	10:29:42.562
5 - D2	29.772	40.807	111.4	25.074	96.6	1:35.653	89.57	2.479	10:31:18.215
6 - D2	29.431	40.308	111.2	25.102	96.2	1:34.841	90.34	1.667	10:32:53.056
7 - D2	29.698	40.044	112.2	IN PIT		1:55.248	P 74.34	22.074	10:34:48.304
8 - D2	OUTLAP	40.579	110.1	24.987	98.1	1:37.995	87.43	4.821	10:36:26.299
9 - D2	30.180	39.339	112.4	24.179	99.5	1:33.698	91.44	0.524	10:37:59.997
10 - D2	29.109	39.692	111.4	24.373	98.3	1:33.174 (1)	91.95		10:39:33.171
11 - D2	29.261	40.077	110.9	24.516	97.9	1:33.854	91.29	0.680	10:41:07.025
12 - D2	29.464	40.063	111.4	24.640	97.8	1:34.167	90.98	0.993	10:42:41.192
13 - D2	29.602	39.781	111.1	24.266	98.1	1:33.649	(3) 91.49	0.475	10:44:14.841
14 - D2	29.579	39.824	112.2	24.610	97.6	1:34.013	91.13	0.839	10:45:48.854
15 - D2	29.476	39.636	110.9	24.141	98.1	1:33.253	(2) 91.87	0.079	10:47:22.107
16 - D2	30.019	39.888	112.4	24.389	98.1	1:34.296	90.86	1.122	10:48:56.403
17 - D2	30.235	40.182	110.3	24.832	98.1	1:35.249	89.95	2.075	10:50:31.652

P8 42		DUNLOP / HORNBY		MV Agusta 500/3 - 1966					
IDEAL LAP TIME : 1:31.903		BEST LAP TIME : 1:31.903		DIFFERENCE : 0.000					
Michael DUNLOP		Andy HORNBY							
LAP	SECTOR 1	SECTOR 2		SECTOR 3		LAP TIME	MPH	DIFF	TIME OF DAY
1 - D2		41.665	114.9	25.960	94.1	1:51.257	77.01	19.354	10:24:59.730
2 - D2	29.925	41.977	114.1	25.832	96.2	1:37.734	87.66	5.831	10:26:37.464
3 - D2	30.285	41.558	115.5	25.800	96.2	1:37.643	87.74	5.740	10:28:15.107
4 - D2	30.166	41.436	113.5	25.151	94.7	1:36.753	88.55	4.850	10:29:51.860
5 - D2	29.965	41.165	111.6	26.117	94.6	1:37.247	88.10	5.344	10:31:29.107
6 - D2	29.912	41.521	113.1	25.533	95.4	1:36.966	88.36	5.063	10:33:06.073
7 - D2	30.270	41.513	111.8	IN PIT		1:57.740	P 72.77	25.837	10:35:03.813
8 - D2	OUTLAP	41.914	112.2	25.001	95.4	1:38.848	86.67	6.945	10:36:42.661
9 - D2	30.104	40.154	117.1	24.321	96.4	1:34.579	90.59	2.676	10:38:17.240
10 - D2	29.777	40.611	109.2	24.623	95.3	1:35.011	90.17	3.108	10:39:52.251
11 - D2	29.720	40.256	108.5	24.322	97.3	1:34.298	90.86	2.395	10:41:26.549
12 - D2	29.719	39.946	110.7	24.676	98.5	1:34.341	90.81	2.438	10:43:00.890
13 - D2	29.670	40.061	114.1	24.058	97.2	1:33.789	91.35	1.886	10:44:34.679
14 - D2	29.506	40.132	111.8	24.158	97.3	1:33.796	91.34	1.893	10:46:08.475
15 - D2	29.238	39.773	116.5	23.957	97.5	1:32.968	(2) 92.16	1.065	10:47:41.443
16 - D2	29.337	39.670	114.9	23.976	97.1	1:32.983	(3) 92.14	1.080	10:49:14.426
17 - D2	28.994	39.278	117.3	23.631	98.6	1:31.903 (1)	93.22		10:50:46.329

Barry Sheene Memorial Trophy

RACE 10 - SECTOR ANALYSIS



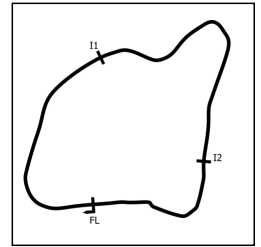
SECTOR 1 = FL to I1, SECTOR 2 = I1 to I2, SECTOR 3 = I2 to FL, DIFF = Difference To Personal Best Lap, P = Crossed Finish Line in Pit Lane, D = Time Disallowed

P9 129		MAINWARING-SMART / BAILEY				Matchless G50 - 1962			
IDEAL LAP TIME : 1:31.995		BEST LAP TIME : 1:32.026		DIFFERENCE : 0.031					
Howie MAINWARING-SMAI		Luke BAILEY							
LAP	SECTOR 1	SECTOR 2		SECTOR 3		LAP TIME	MPH	DIFF	TIME OF DAY
1 - D2		42.322	111.8	26.007	96.4	1:50.001	77.88	17.975	10:24:58.474
2 - D2	30.652	42.498	109.2	26.311	96.4	1:39.461	86.14	7.435	10:26:37.935
3 - D2	30.765	41.399	111.1	25.993	95.5	1:38.157	87.28	6.131	10:28:16.092
4 - D2	30.229	41.764	110.9	25.767	95.4	1:37.760	87.64	5.734	10:29:53.852
5 - D2	30.223	41.598	108.2	25.665	93.9	1:37.486	87.88	5.460	10:31:31.338
6 - D2	30.521	41.439	107.8	IN PIT		1:58.155	P 72.51	26.129	10:33:29.493
7 - D2	OUTLAP	40.962	111.2	25.261	96.6	1:39.339	86.25	7.313	10:35:08.832
8 - D2	29.539	40.191	110.9	24.679	97.1	1:34.409	90.75	2.383	10:36:43.241
9 - D2	29.466	40.302	112.4	24.576	97.6	1:34.344	90.81	2.318	10:38:17.585
10 - D2	29.664	40.350	110.0	24.626	97.2	1:34.640	90.53	2.614	10:39:52.225
11 - D2	29.599	40.340	109.4	24.525	99.4	1:34.464	90.70	2.438	10:41:26.689
12 - D2	29.348	40.065	110.5	24.623	96.6	1:34.036	91.11	2.010	10:43:00.725
13 - D2	29.831	40.175	110.5	24.099	98.5	1:34.105	91.04	2.079	10:44:34.830
14 - D2	29.229	40.115	109.1	24.594	98.1	1:33.938	91.20	1.912	10:46:08.768
15 - D2	28.963	39.929	114.7	23.980	98.6	1:32.872 (2)	92.25	0.846	10:47:41.640
16 - D2	29.059	40.008	112.5	23.883	98.6	1:32.950 (3)	92.17	0.924	10:49:14.590
17 - D2	28.994	39.271	113.9	23.761	98.9	1:32.026 (1)	93.10		10:50:46.616

P10 53		BURRELL / DAWSON				Norton Manx 30M - 1962			
IDEAL LAP TIME : 1:32.796		BEST LAP TIME : 1:33.330		DIFFERENCE : 0.534					
Barry BURRELL		Richard DAWSON							
LAP	SECTOR 1	SECTOR 2		SECTOR 3		LAP TIME	MPH	DIFF	TIME OF DAY
1 - D1		43.956	103.2	27.730	96.6	1:56.820	73.34	23.490	10:25:05.293
2 - D1	32.065	41.758	112.0	27.175	96.1	1:40.998	84.83	7.668	10:26:46.291
3 - D1	30.116	41.851	111.6	27.088	95.8	1:39.055	86.49	5.725	10:28:25.346
4 - D1	30.401	42.071	111.6	27.171	95.3	1:39.643	85.98	6.313	10:30:04.989
5 - D1	30.173	41.390	112.5	26.784	95.8	1:38.347	87.12	5.017	10:31:43.336
6 - D1	30.318	41.652	112.2	26.768	96.0	1:38.738	86.77	5.408	10:33:22.074
7 - D1	29.968	41.431	112.5	IN PIT		2:05.898	P 68.05	32.568	10:35:27.972
8 - D1	OUTLAP	40.458	110.5	25.041	95.3	1:38.107	87.33	4.777	10:37:06.079
9 - D1	29.472	40.488	110.0	25.075	96.0	1:35.035	90.15	1.705	10:38:41.114
10 - D1	28.940	40.736	111.8	24.462	97.9	1:34.138	91.01	0.808	10:40:15.252
11 - D1	28.903	40.142	111.4	24.698	96.9	1:33.743	91.39	0.413	10:41:48.995
12 - D1	29.096	39.988	112.4	24.483	96.4	1:33.567 (3)	91.57	0.237	10:43:22.562
13 - D1	29.085	40.249	110.0	24.425	96.6	1:33.759	91.38	0.429	10:44:56.321
14 - D1	29.116	39.734	111.6	24.685	96.8	1:33.535 (2)	91.60	0.205	10:46:29.856
15 - D1	29.296	39.963	110.5	24.795	96.0	1:34.054	91.09	0.724	10:48:03.910
16 - D1	29.333	39.468	113.5	24.529	96.6	1:33.330 (1)	91.80		10:49:37.240

Barry Sheene Memorial Trophy

RACE 10 - SECTOR ANALYSIS



SECTOR 1 = FL to I1, SECTOR 2 = I1 to I2, SECTOR 3 = I2 to FL, DIFF = Difference To Personal Best Lap, P = Crossed Finish Line in Pit Lane, D = Time Disallowed

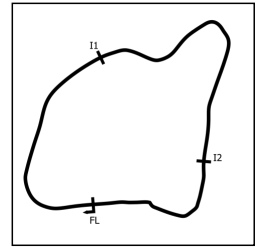
P11 67 DAY / STEPHEN		Norton Manx 30M - 1962							
IDEAL LAP TIME : 1:33.614		BEST LAP TIME : 1:33.880		DIFFERENCE : 0.266					
Levi DAY		Paul STEPHEN							
LAP	SECTOR 1	SECTOR 2		SECTOR 3		LAP TIME	MPH	DIFF	TIME OF DAY
1 - D2		43.902	108.0	27.237	92.4	1:56.268	73.69	22.388	10:25:04.741
2 - D2		43.113	109.6	26.928	92.5	1:42.951	83.22	9.071	10:26:47.692
3 - D2	31.981	42.966	108.2	27.534	92.3	1:42.481	83.60	8.601	10:28:30.173
4 - D2	31.645	43.485	110.7	26.708	93.0	1:41.838	84.13	7.958	10:30:12.011
5 - D2	32.041	43.360	108.2	27.151	92.3	1:42.552	83.54	8.672	10:31:54.563
6 - D2	31.938	42.938	108.7	IN PIT		2:05.588	P 68.22	31.708	10:34:00.151
7 - D2	OUTLAP	40.360	109.6	25.120	94.9	1:37.789	87.61	3.909	10:35:37.940
8 - D2	29.449	40.011	110.0	27.698	94.2	1:37.158	88.18	3.278	10:37:15.098
9 - D2	29.528	40.145	109.2	25.086	95.5	1:34.759	90.41	0.879	10:38:49.857
10 - D2	29.670	40.175	108.5	25.138	95.8	1:34.983	90.20	1.103	10:40:24.840
11 - D2	29.497	40.066	110.9	25.114	95.7	1:34.677	90.49	0.797	10:41:59.517
12 - D2	29.460	40.158	109.8	25.397	95.3	1:35.015	90.17	1.135	10:43:34.532
13 - D2	29.311	39.918	110.1	24.934	96.5	1:34.163 (3)	90.99	0.283	10:45:08.695
14 - D2	29.088	39.830	111.1	25.168	95.7	1:34.086 (2)	91.06	0.206	10:46:42.781
15 - D2	29.150	40.034	109.8	24.696	95.8	1:33.880 (1)	91.26		10:48:16.661
16 - D2	29.399	40.054	109.1	25.293	94.7	1:34.746	90.43	0.866	10:49:51.407

P12 63 CHILD / CRAGG		Norton Manx 30M - 1962							
IDEAL LAP TIME : 1:35.117		BEST LAP TIME : 1:35.117		DIFFERENCE : 0.000					
Adam CHILD		Angela CRAGG							
LAP	SECTOR 1	SECTOR 2		SECTOR 3		LAP TIME	MPH	DIFF	TIME OF DAY
1 - D1		42.612	110.7	27.061	98.2	1:57.155	73.13	22.038	10:25:05.628
2 - D1	31.312	41.421	110.1	26.513	98.8	1:39.246	86.33	4.129	10:26:44.874
3 - D1	30.838	41.350	111.8	25.781	99.4	1:37.969	87.45	2.852	10:28:22.843
4 - D1	31.167	41.738	110.7	25.851	98.5	1:38.756	86.75	3.639	10:30:01.599
5 - D1	31.136	41.293	110.0	25.763	97.5	1:38.192	87.25	3.075	10:31:39.791
6 - D1	30.995	41.573	108.2	25.720	97.2	1:38.288	87.17	3.171	10:33:18.079
7 - D1	31.079	41.443	108.7	25.341	98.1	1:37.863	87.55	2.746	10:34:55.942
8 - D1	30.777	40.650	108.5	25.540	97.3	1:36.967	88.35	1.850	10:36:32.909
9 - D1	31.013	41.059	107.0	IN PIT		2:04.523	P 68.80	29.406	10:38:37.432
10 - D1	OUTLAP	41.309	112.9	25.046	96.4	1:38.673	86.83	3.556	10:40:16.105
11 - D1	29.641	40.498	111.8	24.978	98.2	1:35.117 (1)	90.07		10:41:51.222
12 - D1	30.212	41.130	107.5	25.944	94.3	1:37.286	88.07	2.169	10:43:28.508
13 - D1	30.244	40.685	110.7	25.677	96.9	1:36.606	88.69	1.489	10:45:05.114
14 - D1	29.711	40.721	110.1	25.003	96.2	1:35.435 (2)	89.77	0.318	10:46:40.549
15 - D1	30.112	41.408	109.6	25.402	96.1	1:36.922	88.40	1.805	10:48:17.471
16 - D1	29.818	40.712	110.0	25.287	95.7	1:35.817 (3)	89.42	0.700	10:49:53.288

P13 56 DUFFUS / HEBB		Norton Manx 30M - 1962							
IDEAL LAP TIME : 1:35.282		BEST LAP TIME : 1:36.103		DIFFERENCE : 0.821					
Iain DUFFUS		Matthew HEBB							
LAP	SECTOR 1	SECTOR 2		SECTOR 3		LAP TIME	MPH	DIFF	TIME OF DAY
1 - D1		41.945	111.2	26.343	95.4	1:52.817	75.94	16.714	10:25:01.290
2 - D1	30.581	40.844	112.5	25.757	97.9	1:37.182	88.16	1.079	10:26:38.472
3 - D1	30.572	40.446	111.2	25.918	96.5	1:36.936 (3)	88.38	0.833	10:28:15.408
4 - D1	30.575	41.023	110.5	26.128	96.6	1:37.726	87.67	1.623	10:29:53.134
5 - D1	29.779	40.392	111.2	25.932	95.7	1:36.103 (1)	89.15		10:31:29.237
6 - D1	30.106	40.742	110.3	25.614	95.4	1:36.462 (2)	88.82	0.359	10:33:05.699
7 - D1	30.642	41.712	109.6	25.878	94.6	1:38.232	87.22	2.129	10:34:43.931
8 - D1	30.869	41.240	105.6	IN PIT		2:06.409	P 67.78	30.306	10:36:50.340
9 - D1	OUTLAP	42.825	105.8	27.364	94.2	1:44.172	82.24	8.069	10:38:34.512
10 - D1	30.356	41.887	105.3	26.491	95.3	1:38.734	86.77	2.631	10:40:13.246
11 - D1	30.290	41.499	108.4	26.123	96.8	1:37.912	87.50	1.809	10:41:51.158
12 - D1	30.408	40.984	107.3	26.043	97.9	1:37.435	87.93	1.332	10:43:28.593
13 - D1	29.851	41.134	108.5	26.106	97.2	1:37.091	88.24	0.988	10:45:05.684
14 - D1	29.276	40.888	104.2	26.954	94.2	1:37.118	88.22	1.015	10:46:42.802
15 - D1	29.831	41.669	108.0	26.320	95.8	1:37.820	87.58	1.717	10:48:20.622
16 - D1	30.169	41.495	107.7	26.122	96.8	1:37.786	87.61	1.683	10:49:58.408

Barry Sheene Memorial Trophy

RACE 10 - SECTOR ANALYSIS



SECTOR 1 = FL to I1, SECTOR 2 = I1 to I2, SECTOR 3 = I2 to FL, DIFF = Difference To Personal Best Lap, P = Crossed Finish Line in Pit Lane, D = Time Disallowed

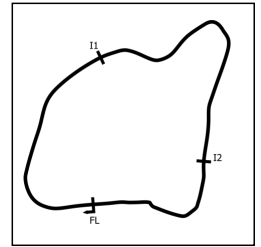
P14 7		PARRISH / SHEENE		Norton Manx 30M - 1962					
IDEAL LAP TIME : 1:34.971		BEST LAP TIME : 1:35.414		DIFFERENCE : 0.443					
Steve PARRISH		Freddie SHEENE							
LAP	SECTOR 1	SECTOR 2		SECTOR 3		LAP TIME	MPH	DIFF	TIME OF DAY
1 - D1		40.859	116.1	25.845	96.8	1:45.676	81.07	10.262	10:24:54.149
2 - D1	29.663	40.845	114.3	25.892	96.5	1:36.400	88.87	0.986	10:26:30.549
3 - D1	29.689	40.650	114.3	26.048	96.6	1:36.387	88.89	0.973	10:28:06.936
4 - D1	29.796	41.092	115.5	25.592	95.5	1:36.480	88.80	1.066	10:29:43.416
5 - D1	29.371	40.660	115.1	25.611	94.1	1:35.642 (3)	89.58	0.228	10:31:19.058
6 - D1	29.542	40.501	113.9	25.466	95.0	1:35.509 (2)	89.70	0.095	10:32:54.567
7 - D1	29.814	40.141	114.1	25.459	94.5	1:35.414 (1)	89.79		10:34:29.981
8 - D1	29.800	40.706	111.8		IN PIT	2:01.880	P 70.29	26.466	10:36:31.861
9 - D1	OUTLAP	43.146	109.6	27.271	95.4	1:44.648	81.87	9.234	10:38:16.509
10 - D1	31.614	42.252	112.0	26.259	96.5	1:40.125	85.57	4.711	10:39:56.634
11 - D1	31.401	42.720	110.5	26.711	95.7	1:40.832	84.97	5.418	10:41:37.466
12 - D1	31.686	42.730	110.0	25.984	95.7	1:40.400	85.33	4.986	10:43:17.866
13 - D1	31.426	42.950	108.7	26.427	94.9	1:40.803	84.99	5.389	10:44:58.669
14 - D1	31.370	42.587	110.7	26.598	94.6	1:40.555	85.20	5.141	10:46:39.224
15 - D1	31.716	43.346	111.6	27.032	95.0	1:42.094	83.92	6.680	10:48:21.318
16 - D1	31.526	43.183	109.6	27.196	92.9	1:41.905	84.07	6.491	10:50:03.223

P15 52		LAVERTY / OTTLINGER		BMW R54 Oskar Liebmann Special - 1953					
IDEAL LAP TIME : 1:36.135		BEST LAP TIME : 1:36.135		DIFFERENCE : 0.000					
Eugene LAVERTY		Klaus OTTLINGER							
LAP	SECTOR 1	SECTOR 2		SECTOR 3		LAP TIME	MPH	DIFF	TIME OF DAY
1 - D2		44.397	111.2	28.717	94.7	1:58.755	72.14	22.620	10:25:07.228
2 - D2	32.131	44.578	111.1	28.440	94.9	1:45.149	81.48	9.014	10:26:52.377
3 - D2	32.375	43.949	109.6	28.037	95.5	1:44.361	82.09	8.226	10:28:36.738
4 - D2	31.990	43.378	112.0	27.765	95.5	1:43.133	83.07	6.998	10:30:19.871
5 - D2	31.323	43.292	109.4	29.421	91.6	1:44.036	82.35	7.901	10:32:03.907
6 - D2	31.921	43.149	108.7	27.630	95.0	1:42.700	83.42	6.565	10:33:46.607
7 - D2	31.325	43.278	108.2	29.029	90.1	1:43.632	82.67	7.497	10:35:30.239
8 - D2	31.680	43.323	105.6		IN PIT	2:14.234	P 63.82	38.099	10:37:44.473
9 - D2	OUTLAP	44.113	108.5	26.801	93.7	1:45.725	81.04	9.590	10:39:30.198
10 - D2	30.438	42.085	111.8	26.126	94.1	1:38.649	86.85	2.514	10:41:08.847
11 - D2	30.040	41.721	110.9	26.103	95.0	1:37.864	87.55	1.729	10:42:46.711
12 - D2	29.975	41.706	111.1	25.698	95.8	1:37.379 (3)	87.98	1.244	10:44:24.090
13 - D2	29.909	41.432	109.8	26.773	65.2	1:38.114	87.32	1.979	10:46:02.204
14 - D2	32.904	42.167	110.0	25.558	95.8	1:40.629	85.14	4.494	10:47:42.833
15 - D2	29.715	41.011	112.5	25.409	96.0	1:36.135 (1)	89.12		10:49:18.968
16 - D2	30.022	41.295	111.2	25.623	95.4	1:36.940 (2)	88.38	0.805	10:50:55.908

P16 75		COSTELLO / LEIGH PEMBERTON		Norton Manx 30M - 1962					
IDEAL LAP TIME : 1:36.398		BEST LAP TIME : 1:36.889		DIFFERENCE : 0.491					
Maria COSTELLO		John LEIGH PEMBERTON							
LAP	SECTOR 1	SECTOR 2		SECTOR 3		LAP TIME	MPH	DIFF	TIME OF DAY
1 - D1		44.065	113.5	31.403	85.8	2:03.053	69.62	26.164	10:25:11.526
2 - D1	32.111	42.459	109.6	27.663	94.6	1:42.233	83.80	5.344	10:26:53.759
3 - D1	31.716	43.521	108.9	28.205	93.7	1:43.442	82.82	6.553	10:28:37.201
4 - D1	31.781	43.097	106.8	29.006	88.4	1:43.884	82.47	6.995	10:30:21.085
5 - D1	31.366	42.728	107.0	28.861	92.3	1:42.955	83.22	6.066	10:32:04.040
6 - D1	32.326	43.103	107.3	28.027	93.0	1:43.456	82.81	6.567	10:33:47.496
7 - D1	31.082	43.047	106.3	28.813	89.3	1:42.942	83.23	6.053	10:35:30.438
8 - D1	31.912	43.294	104.6	31.292	87.1	1:46.498	80.45	9.609	10:37:16.936
9 - D1	31.356	42.996	103.0		IN PIT	2:14.536	P 63.68	37.647	10:39:31.472
10 - D1	OUTLAP	43.644	107.2	27.556	93.3	1:46.823	80.20	9.934	10:41:18.295
11 - D1	31.113	42.017	110.7	27.284	96.0	1:40.414	85.32	3.525	10:42:58.709
12 - D1	30.696	42.368	110.7	26.646	95.4	1:39.710	85.92	2.821	10:44:38.419
13 - D1	30.104	40.677	111.2	26.439	99.8	1:37.220 (2)	88.13	0.331	10:46:15.639
14 - D1	29.594	41.168	114.3	26.127	98.2	1:36.889 (1)	88.43		10:47:52.528
15 - D1	30.055	41.070	115.1	26.451	98.5	1:37.576 (3)	87.80	0.687	10:49:30.104

Barry Sheene Memorial Trophy

RACE 10 - SECTOR ANALYSIS



SECTOR 1 = FL to I1, SECTOR 2 = I1 to I2, SECTOR 3 = I2 to FL, DIFF = Difference To Personal Best Lap, P = Crossed Finish Line in Pit Lane, D = Time Disallowed

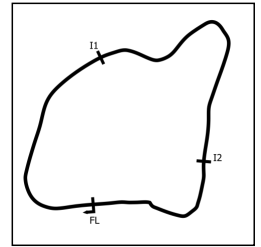
P17 39		RUSSELL / GUTSCH		BMW RS54 Short Stroke - 1954						
IDEAL LAP TIME : 1:38.713		BEST LAP TIME : 1:38.886		DIFFERENCE : 0.173						
Gordon RUSSELL		Sebastian GUTSCH								
LAP	SECTOR 1	SECTOR 2	SECTOR 3	LAP TIME	MPH	DIFF	TIME OF DAY			
1 - D1		44.940	109.1	28.192	92.8	1:59.205	71.87	20.319	10:25:07.678	
2 - D1		43.135	112.9	26.304	96.0	1:41.605	84.32	2.719	10:26:49.283	
3 - D1	31.016	42.254	111.6	26.844	93.3	1:40.114 (3)	85.58	1.228	10:28:29.397	
4 - D1	31.227	42.764	108.0	26.541	92.4	1:40.532	85.22	1.646	10:30:09.929	
5 - D1	31.385	42.912	105.0	27.574	90.5	1:41.871	84.10	2.985	10:31:51.800	
6 - D1	31.808	42.437	107.2	26.333	91.3	1:40.578	85.18	1.692	10:33:32.378	
7 - D1	30.947	41.821	110.0	26.118	89.5	1:38.886 (1)	86.64		10:35:11.264	
8 - D1	31.332	42.219	108.7	26.184	92.3	1:39.735 (2)	85.90	0.849	10:36:50.999	
9 - D1	30.774	42.547	106.8	IN PIT		2:09.998 P	65.90	31.112	10:39:00.997	
10 - D1	OUTLAP	45.903	95.1	29.048	85.0	1:52.054	76.46	13.168	10:40:53.051	
11 - D1	33.742	46.493	96.1	28.582	86.0	1:48.817	78.73	9.931	10:42:41.868	
12 - D1	32.859	44.839	96.4	28.629	88.1	1:46.327	80.58	7.441	10:44:28.195	
13 - D1	33.158	45.417	95.4	28.454	85.9	1:47.029	80.05	8.143	10:46:15.224	
14 - D1	33.612	44.949	96.2	28.791	87.0	1:47.352	79.81	8.466	10:48:02.576	
15 - D1	32.793	44.530	96.2	28.519	87.1	1:45.842	80.95	6.956	10:49:48.418	

P18 100		RESCH / CLAUSEN		BMW Kaczor R50S - 1963						
IDEAL LAP TIME : 1:38.972		BEST LAP TIME : 1:39.256		DIFFERENCE : 0.284						
Roland RESCH		Claus CLAUSEN								
LAP	SECTOR 1	SECTOR 2	SECTOR 3	LAP TIME	MPH	DIFF	TIME OF DAY			
1 - D2		45.554	108.4	28.245	90.4	2:00.574	71.05	21.318	10:25:09.047	
2 - D2	32.204	44.011	105.3	28.212	87.1	1:44.427	82.04	5.171	10:26:53.474	
3 - D2	31.566	44.559	104.8	28.847	87.4	1:44.972	81.62	5.716	10:28:38.446	
4 - D2	31.542	43.470	103.7	28.451	88.5	1:43.463	82.81	4.207	10:30:21.909	
5 - D2	31.443	43.778	102.1	27.532	83.9	1:42.753	83.38	3.497	10:32:04.662	
6 - D2	32.389	43.164	103.2	28.266	88.3	1:43.819	82.52	4.563	10:33:48.481	
7 - D2	31.516	42.631	104.0	28.250	86.2	1:42.397	83.67	3.141	10:35:30.878	
8 - D2	32.128	43.125	101.3	IN PIT		3:14.157 P	44.12	1:34.901	10:38:45.035	
9 - D2	OUTLAP	45.378	97.5	26.294	86.8	1:49.166	78.48	9.910	10:40:34.201	
10 - D2	32.457	43.854	98.1	25.899	88.7	1:42.210	83.82	2.954	10:42:16.411	
11 - D2	32.433	42.910	102.6	25.598	90.4	1:40.941	84.88	1.685	10:43:57.352	
12 - D2	31.405	42.431	103.2	25.537	90.6	1:39.373 (2)	86.22	0.117	10:45:36.725	
13 - D2	31.555	42.145	104.3	25.556	90.9	1:39.256 (1)	86.32		10:47:15.981	
14 - D2	31.290	42.492	102.9	25.775	88.7	1:39.557 (3)	86.06	0.301	10:48:55.538	
15 - D2	32.035	42.219	104.6	25.559	91.9	1:39.813	85.84	0.557	10:50:35.351	

P19 9		MOSSEY / MOSSEY		Norton Manx - 1963						
IDEAL LAP TIME : 1:38.423		BEST LAP TIME : 1:39.785		DIFFERENCE : 1.362						
Luke MOSSEY		Jamie MOSSEY								
LAP	SECTOR 1	SECTOR 2	SECTOR 3	LAP TIME	MPH	DIFF	TIME OF DAY			
1 - D1		44.028	106.6	27.975	92.3	1:56.866	73.31	17.081	10:25:05.339	
2 - D1	32.612	43.395	106.6	26.580	93.5	1:42.587	83.51	2.802	10:26:47.926	
3 - D1	32.377	42.813	108.4	27.200	92.4	1:42.390	83.68	2.605	10:28:30.316	
4 - D1	31.824	43.370	104.5	26.864	91.9	1:42.058	83.95	2.273	10:30:12.374	
5 - D1	32.003	43.044	102.1	26.483	92.3	1:41.530	84.38	1.745	10:31:53.904	
6 - D1	32.195	43.114	101.8	26.353	92.5	1:41.662	84.27	1.877	10:33:35.566	
7 - D1	32.188	43.282	101.0	26.874	91.3	1:42.344	83.71	2.559	10:35:17.910	
8 - D1	31.937	44.646	98.8	IN PIT		2:06.569 P	67.69	26.784	10:37:24.479	
9 - D1	OUTLAP	43.462	101.5	26.541	90.9	1:45.011	81.59	5.226	10:39:09.490	
10 - D1	31.778	42.223	104.2	25.784	91.6	1:39.785 (1)	85.86		10:40:49.275	
11 - D1	31.612	43.136	101.6	25.716	91.9	1:40.464	85.28	0.679	10:42:29.739	
12 - D1	31.678	42.827	105.0	25.532	91.4	1:40.037 (2)	85.64	0.252	10:44:09.776	
13 - D1	31.177	42.835	101.3	26.083	92.0	1:40.095 (3)	85.59	0.310	10:45:49.871	

Barry Sheene Memorial Trophy

RACE 10 - SECTOR ANALYSIS



SECTOR 1 = FL to I1, SECTOR 2 = I1 to I2, SECTOR 3 = I2 to FL, DIFF = Difference To Personal Best Lap, P = Crossed Finish Line in Pit Lane, D = Time Disallowed

P20 21		HEDGER / KINGHAM		Matchless G50 - 1960					
IDEAL LAP TIME : 1:38.379		BEST LAP TIME : 1:38.672		DIFFERENCE : 0.293					
Luke HEDGER		Ben KINGHAM							
LAP	SECTOR 1	SECTOR 2		SECTOR 3		LAP TIME	MPH	DIFF	TIME OF DAY
1 - D2		45.396	105.5	28.515	92.5	1:59.647	71.61	20.975	10:25:08.120
2 - D2	31.546	42.482	113.3	27.267	91.8	1:41.295	84.58	2.623	10:26:49.415
3 - D2	31.201	42.243	115.5	26.378	93.0	1:39.822 (2)	85.83	1.150	10:28:29.237
4 - D2	30.903	43.457	110.3	27.288	93.4	1:41.648	84.29	2.976	10:30:10.885
5 - D2	30.971	42.376	108.7	IN PIT		2:02.460 P	69.96	23.788	10:32:13.345
6 - D2	OUTLAP	47.547	68.2	29.610	63.9	1:50.593	77.47	11.921	10:34:03.938
7 - D2	34.645	46.545	78.4	31.190	90.4	1:52.380	76.24	13.708	10:35:56.318
8 - D2	38.841	48.295	92.1	26.819	92.9	1:53.955	75.18	15.283	10:37:50.273
9 - D2	36.648	50.878	93.5	25.946	92.3	1:53.472	75.50	14.800	10:39:43.745
10 - D2	31.153	43.755	86.4	27.583	88.8	1:42.491	83.59	3.819	10:41:26.236
11 - D2	31.196	41.700	106.0	25.776	90.5	1:38.672 (1)	86.83		10:43:04.908
12 - D2	31.735	42.997	102.2	25.953	92.6	1:40.685 (3)	85.09	2.013	10:44:45.593
13 - D2	32.441	44.070	95.5	25.814	92.4	1:42.325	83.73	3.653	10:46:27.918

P21 2		BARRIER / FOLCH-RUSINOL JNR		Norton Manx 30M - 1962					
IDEAL LAP TIME : 1:35.847		BEST LAP TIME : 1:36.006		DIFFERENCE : 0.159					
Sylvain BARRIER		Joaquin FOLCH-RUSINOL							
LAP	SECTOR 1	SECTOR 2		SECTOR 3		LAP TIME	MPH	DIFF	TIME OF DAY
1 - D1		42.154	118.3	26.228	97.3	1:49.826	78.01	13.820	10:24:58.299
2 - D1	30.627	42.596	115.1	25.774	97.2	1:38.997	86.54	2.991	10:26:37.296
3 - D1	30.306	41.154	118.5	26.207	97.2	1:37.667 (3)	87.72	1.661	10:28:14.963
4 - D1	30.499	41.342	115.5	26.012	97.2	1:37.853	87.55	1.847	10:29:52.816
5 - D1	29.748	40.325	119.4	25.933	96.4	1:36.006 (1)	89.24		10:31:28.822
6 - D1	29.992	40.743	117.3	26.112	95.8	1:36.847 (2)	88.46	0.841	10:33:05.669

P22 3		ASHBY / STOKES		Norton Manx 30M - 1961					
IDEAL LAP TIME : 1:40.010		BEST LAP TIME : 1:40.281		DIFFERENCE : 0.271					
Roger ASHBY		Robin STOKES							
LAP	SECTOR 1	SECTOR 2		SECTOR 3		LAP TIME	MPH	DIFF	TIME OF DAY
1 - D2		44.197	108.5	28.259	92.0	1:59.039	71.97	18.758	10:25:07.512
2 - D2	31.409	42.784	107.7	26.720	91.8	1:40.913 (3)	84.90	0.632	10:26:48.425
3 - D2	31.420	42.416	105.6	26.445	88.1	1:40.281 (1)	85.43		10:28:28.706
4 - D2	31.608	42.888	104.8	26.185	88.5	1:40.681 (2)	85.10	0.400	10:30:09.387

P23 37		HILLIER / JACKSON		Matchless G50 - 1962					
IDEAL LAP TIME : 1:33.005		BEST LAP TIME : 1:42.420		DIFFERENCE : 9.415					
James HILLIER		Dan JACKSON							
LAP	SECTOR 1	SECTOR 2		SECTOR 3		LAP TIME	MPH	DIFF	TIME OF DAY
1 - D2		39.868	117.1	24.526	97.8	1:42.420 (1)	83.65		10:24:50.893

Barry Sheene Memorial Trophy

RACE 10 - BEST SECTORS

SECTOR 1				SECTOR 2				SECTOR 3				IDEAL / BEST COMPARISON			
POS	NO	NAME	TIME	NO	NAME	TIME	NO	NAME	TIME	POS	NO	NAME	IDEAL	BEST	DIFF
													PERFECT LAP	1:28.331	
1	68	RUTTER / RUSSELL	27.577	68	RUTTER / RUSSELL	37.648	23	TODD / THOMAS	23.106	1	68	RUTTER / RUSSELL	1:28.700	1:28.898	0.198
2	23	TODD / THOMAS	27.858	125	PLATER / ENGLISH	37.887	12	BROGAN / BAIN	23.366	2	23	TODD / THOMAS	1:28.987	1:29.126	0.139
3	12	BROGAN / BAIN	27.887	23	TODD / THOMAS	38.023	25	HARRISON / FARRAR	23.457	3	125	PLATER / ENGLISH	1:29.360	1:29.651	0.291
4	125	PLATER / ENGLISH	27.936	12	BROGAN / BAIN	38.183	68	RUTTER / RUSSELL	23.475	4	12	BROGAN / BAIN	1:29.436	1:30.304	0.868
5	45	MCGUINNESS / PEI	28.338	25	HARRISON / FARRAR	38.401	125	PLATER / ENGLISH	23.537	5	25	HARRISON / FARRAR	1:30.492	1:30.761	0.269
6	37	HILLIER / JACKSON	28.611	45	MCGUINNESS / PEI	38.525	42	DUNLOP / HORNBY	23.631	6	45	MCGUINNESS / PEI	1:30.670	1:31.031	0.361
7	25	HARRISON / FARRAR	28.634	129	MAINWARING-SMA	39.271	129	MAINWARING-SMA	23.761	7	42	DUNLOP / HORNBY	1:31.903	1:31.903	0.000
8	53	BURRELL / DAWSON	28.903	42	DUNLOP / HORNBY	39.278	45	MCGUINNESS / PEI	23.807	8	129	MAINWARING-SMA	1:31.995	1:32.026	0.031
9	129	MAINWARING-SMA	28.963	74	LEE / O'BRIEN	39.339	74	LEE / O'BRIEN	24.141	9	74	LEE / O'BRIEN	1:32.589	1:33.174	0.585
10	42	DUNLOP / HORNBY	28.994	53	BURRELL / DAWSON	39.468	53	BURRELL / DAWSON	24.425	10	53	BURRELL / DAWSON	1:32.796	1:33.330	0.534
11	67	DAY / STEPHEN	29.088	67	DAY / STEPHEN	39.830	37	HILLIER / JACKSON	24.526	11	37	HILLIER / JACKSON	1:33.005	1:42.420	9.415
12	74	LEE / O'BRIEN	29.109	37	HILLIER / JACKSON	39.868	67	DAY / STEPHEN	24.696	12	67	DAY / STEPHEN	1:33.614	1:33.880	0.266
13	56	DUFFUS / HEBB	29.276	7	PARRISH / SHEENE	40.141	63	CHILD / CRAGG	24.978	13	7	PARRISH / SHEENE	1:34.971	1:35.414	0.443
14	7	PARRISH / SHEENE	29.371	2	BARRIER / FOLCHER	40.325	52	LAVERTY / OTTLING	25.409	14	63	CHILD / CRAGG	1:35.117	1:35.117	0.000
15	75	COSTELLO / LEIGH	29.594	56	DUFFUS / HEBB	40.392	7	PARRISH / SHEENE	25.459	15	56	DUFFUS / HEBB	1:35.282	1:36.103	0.821
16	63	CHILD / CRAGG	29.641	63	CHILD / CRAGG	40.498	9	MOSSEY / MOSSEY	25.532	16	2	BARRIER / FOLCHER	1:35.847	1:36.006	0.159
17	52	LAVERTY / OTTLING	29.715	75	COSTELLO / LEIGH	40.677	100	RESCH / CLAUSEN	25.537	17	52	LAVERTY / OTTLING	1:36.135	1:36.135	0.000
18	2	BARRIER / FOLCHER	29.748	52	LAVERTY / OTTLING	41.011	56	DUFFUS / HEBB	25.614	18	75	COSTELLO / LEIGH	1:36.398	1:36.889	0.491
19	9	MOSSEY / MOSSEY	30.668	21	HEDGER / KINGHAM	41.700	2	BARRIER / FOLCHER	25.774	19	21	HEDGER / KINGHAM	1:38.379	1:38.672	0.293
20	39	RUSSELL / GUTSCH	30.774	39	RUSSELL / GUTSCH	41.821	21	HEDGER / KINGHAM	25.776	20	9	MOSSEY / MOSSEY	1:38.423	1:39.785	1.362
21	21	HEDGER / KINGHAM	30.903	100	RESCH / CLAUSEN	42.145	39	RUSSELL / GUTSCH	26.118	21	39	RUSSELL / GUTSCH	1:38.713	1:38.886	0.173
22	100	RESCH / CLAUSEN	31.290	9	MOSSEY / MOSSEY	42.223	75	COSTELLO / LEIGH	26.127	22	100	RESCH / CLAUSEN	1:38.972	1:39.256	0.284
23	3	ASHBY / STOKES	31.409	3	ASHBY / STOKES	42.416	3	ASHBY / STOKES	26.185	23	3	ASHBY / STOKES	1:40.010	1:40.281	0.271
24															
25															

Barry Sheene Memorial Trophy

RACE 10 - BEST SPEEDS

POS	INTERMEDIATE 1			INTERMEDIATE 2			FINISH LINE		
	NO	NAME	MPH	NO	NAME	MPH	NO	NAME	MPH
1				68	RUTTER / RUSSELL	124.2	23	TODD / THOMAS	102.7
2				23	TODD / THOMAS	122.9	68	RUTTER / RUSSELL	102.4
3				12	BROGAN / BAIN	121.5	12	BROGAN / BAIN	101.6
4				2	BARRIER / FOLCH-RUSINOL JNf	119.4	125	PLATER / ENGLISH	100.3
5				125	PLATER / ENGLISH	119.1	75	COSTELLO / LEIGH PEMBERTO	99.8
6				45	MCGUINNESS / PEREZ	118.1	74	LEE / O'BRIEN	99.5
7				25	HARRISON / FARRALL	117.3	129	MAINWARING-SMART / BAILEY	99.4
8				42	DUNLOP / HORNBY	117.3	63	CHILD / CRAGG	99.4
9				74	LEE / O'BRIEN	117.1	42	DUNLOP / HORNBY	98.6
10				37	HILLIER / JACKSON	117.1	25	HARRISON / FARRALL	98.3
11				7	PARRISH / SHEENE	116.1	45	MCGUINNESS / PEREZ	98.3
12				21	HEDGER / KINGHAM	115.5	53	BURRELL / DAWSON	97.9
13				75	COSTELLO / LEIGH PEMBERTO	115.1	56	DUFFUS / HEBB	97.9
14				129	MAINWARING-SMART / BAILEY	114.7	37	HILLIER / JACKSON	97.8
15				53	BURRELL / DAWSON	113.5	2	BARRIER / FOLCH-RUSINOL JNf	97.3
16				63	CHILD / CRAGG	112.9	7	PARRISH / SHEENE	96.8
17				39	RUSSELL / GUTSCH	112.9	67	DAY / STEPHEN	96.5
18				56	DUFFUS / HEBB	112.5	52	LAVERTY / OTTLINGER	96.0
19				52	LAVERTY / OTTLINGER	112.5	39	RUSSELL / GUTSCH	96.0
20				67	DAY / STEPHEN	111.1	9	MOSSEY / MOSSEY	93.5
21				3	ASHBY / STOKES	108.5	21	HEDGER / KINGHAM	93.4
22				100	RESCH / CLAUSEN	108.4	3	ASHBY / STOKES	92.0
23				9	MOSSEY / MOSSEY	108.4	100	RESCH / CLAUSEN	91.9
24									
25									

Barry Sheene Memorial Trophy

RACE 10 - PIT STOP ANALYSIS

P1 68 RUTTER / RUSSELL				
STOP	IN TIME	STOP TIME	TOTAL TIME	OUT TIME
1 -	10:38:15.480	21.321	21.321	10:38:36.801

P2 23 TODD / THOMAS				
STOP	IN TIME	STOP TIME	TOTAL TIME	OUT TIME
1 -	10:32:30.077	21.910	21.910	10:32:51.987

P3 12 BROGAN / BAIN				
STOP	IN TIME	STOP TIME	TOTAL TIME	OUT TIME
1 -	10:32:29.056	19.520	19.520	10:32:48.576

P4 125 PLATER / ENGLISH				
STOP	IN TIME	STOP TIME	TOTAL TIME	OUT TIME
1 -	10:38:32.782	22.229	22.229	10:38:55.011

P5 25 HARRISON / FARRALL				
STOP	IN TIME	STOP TIME	TOTAL TIME	OUT TIME
1 -	10:32:55.760	22.183	22.183	10:33:17.943

P6 45 MCGUINNESS / PEREZ				
STOP	IN TIME	STOP TIME	TOTAL TIME	OUT TIME
1 -	10:31:19.364	25.456	25.456	10:31:44.820

P7 74 LEE / O'BRIEN				
STOP	IN TIME	STOP TIME	TOTAL TIME	OUT TIME
1 -	10:34:26.946	21.358	21.358	10:34:48.304

P8 42 DUNLOP / HORNBY				
STOP	IN TIME	STOP TIME	TOTAL TIME	OUT TIME
1 -	10:34:41.779	22.034	22.034	10:35:03.813

P9 129 MAINWARING-SMART / BAILEY				
STOP	IN TIME	STOP TIME	TOTAL TIME	OUT TIME
1 -	10:33:08.764	20.729	20.729	10:33:29.493

P10 53 BURRELL / DAWSON				
STOP	IN TIME	STOP TIME	TOTAL TIME	OUT TIME
1 -	10:35:03.051	24.921	24.921	10:35:27.972

P11 67 DAY / STEPHEN				
STOP	IN TIME	STOP TIME	TOTAL TIME	OUT TIME
1 -	10:33:36.634	23.517	23.517	10:34:00.151

P12 63 CHILD / CRAGG				
STOP	IN TIME	STOP TIME	TOTAL TIME	OUT TIME
1 -	10:38:11.948	25.484	25.484	10:38:37.432

P13 56 DUFFUS / HEBB				
STOP	IN TIME	STOP TIME	TOTAL TIME	OUT TIME
1 -	10:36:23.393	26.947	26.947	10:36:50.340

P14 7 PARRISH / SHEENE				
STOP	IN TIME	STOP TIME	TOTAL TIME	OUT TIME
1 -	10:36:05.134	26.727	26.727	10:36:31.861

P15 52 LAVERTY / OTTLINGER				
STOP	IN TIME	STOP TIME	TOTAL TIME	OUT TIME
1 -	10:37:16.084	28.389	28.389	10:37:44.473

P16 75 COSTELLO / LEIGH PEMBERTON				
STOP	IN TIME	STOP TIME	TOTAL TIME	OUT TIME
1 -	10:39:02.032	29.440	29.440	10:39:31.472

P17 39 RUSSELL / GUTSCH				
STOP	IN TIME	STOP TIME	TOTAL TIME	OUT TIME
1 -	10:38:32.044	28.953	28.953	10:39:00.997

P18 100 RESCH / CLAUSEN				
STOP	IN TIME	STOP TIME	TOTAL TIME	OUT TIME
1 -	10:37:13.372	1:31.663	1:31.663	10:38:45.035

P19 9 MOSSEY / MOSSEY				
STOP	IN TIME	STOP TIME	TOTAL TIME	OUT TIME
1 -	10:37:01.020	23.459	23.459	10:37:24.479
2 -	10:47:31.203			

P20 21 HEDGER / KINGHAM				
STOP	IN TIME	STOP TIME	TOTAL TIME	OUT TIME
1 -	10:31:50.627	22.718	22.718	10:32:13.345
2 -	10:48:31.857			

Barry Sheene Memorial Trophy

RACE 10 - STATISTICS

Competitors Started	24
Planned Start	2023-09-10 @ 10:25:00.000
Actual Start	2023-09-10 @ 10:23:08.472
Finish Time	2023-09-10 @ 10:49:21.218
Track Length	2.3800mi.
Total Laps	331
Total Distance Covered	787.7802mi.

Session Fastest Lap History

NO	NAME	LAP TIME	TIME OF DAY	LAP	VEHICLE
125	PLATER / ENGLISH <i>S. PLATER</i>	1:41.133	10:24:49.614	1	Matchless G50
125	PLATER / ENGLISH <i>S. PLATER</i>	1:31.448	10:26:21.062	2	Matchless G50
68	RUTTER / RUSSELL <i>M. RUSSELL</i>	1:30.095	10:26:21.340	2	Norton Manx 30M
68	RUTTER / RUSSELL <i>M. RUSSELL</i>	1:29.784	10:27:51.123	3	Norton Manx 30M
68	RUTTER / RUSSELL <i>M. RUSSELL</i>	1:29.593	10:29:20.716	4	Norton Manx 30M
68	RUTTER / RUSSELL <i>M. RUSSELL</i>	1:28.995	10:30:49.711	5	Norton Manx 30M
68	RUTTER / RUSSELL <i>M. RUSSELL</i>	1:28.898	10:32:18.609	6	Norton Manx 30M

Session Leader History

NO	NAME	FROM LAP	LAPS LED	DISTANCE	VEHICLE
125	PLATER / ENGLISH <i>S. PLATER</i>	1	2	4.76 miles	Matchless G50
68	RUTTER / RUSSELL <i>M. RUSSELL</i>	3	15	35.70 miles	Norton Manx 30M

Flag History

TYPE	TIME OF DAY
GREEN	10:23:08.472
FINISH	10:49:21.218

Flag Statistics

TYPE	COUNT	TOTAL LAPS	TOTAL TIME
Green	1	17	27:56.033
Red	0	0	0.000
Safety Car	0	0	0.000
FCY	0	0	0.000



Barry Sheene Memorial Trophy COMBINED CLASSIFICATION

POS	NO	NAME	ENTRY	TOTAL		RACE 1		RACE 2	
				LAPS	TIME	LAPS	TIME	LAPS	TIME
1	68	RUTTER / RUSSELL	Norton Manx 30M - 1961	33	51:27.712	16	25:14.760	17	26:12.951
2	125	PLATER / ENGLISH	Matchless G50 - 1962	33	51:41.233	16	25:13.505	17	26:27.727
3	23	TODD / THOMAS	Norton Manx 30M - 1960	33	51:50.024	16	25:25.585	17	26:24.438
4	12	BROGAN / BAIN	Norton Manx 30M - 1962	33	51:53.116	16	25:28.359	17	26:24.756
5	25	HARRISON / FARRALL	Matchless G50 - 1961	33	53:01.955	16	25:58.270	17	27:03.684
6	129	MAINWARING-SMART / BAILEY	Matchless G50 - 1962	33	53:45.792	16	26:07.648	17	27:38.143
7	74	LEE / O'BRIEN	Norton Manx 30M - 1962	32	52:06.671	15	24:43.491	17	27:23.179
8	53	BURRELL / DAWSON	Norton Manx 30M - 1962	31	51:43.690	15	25:14.922	16	26:28.767
9	67	DAY / STEPHEN	Norton Manx 30M - 1962	31	52:20.256	15	25:37.321	16	26:42.934
10	7 *	PARRISH / SHEENE	Norton Manx 30M - 1962	31	52:39.951	15	25:35.200	16	27:04.750
11	56	DUFFUS / HEBB	Norton Manx 30M - 1962	31	53:31.572	15	26:41.636	16	26:49.935
12	63	CHILD / CRAGG	Norton Manx 30M - 1962	30	52:35.726	14	25:50.910	16	26:44.815
13	100	RESCH / CLAUSEN	BMW Kaczor R50S - 1963	30	54:45.376	15	27:18.497	15	27:26.878
14	39	RUSSELL / GUTSCH	BMW RS54 Short Stroke - 1954	29	52:36.278	14	25:56.332	15	26:39.945
15	45	MCGUINNESS / PEREZ	Matchless G50 - 1962	26	41:15.894	9	14:11.762	17	27:04.131
16	42	DUNLOP / HORNBY	MV Agusta 500/3 - 1966	25	40:10.955	8	12:33.098	17	27:37.856
17	52	LAVERTY / OTTLINGER	BMW R54 Oskar Liebmann Special - 1953	25	43:26.072	9	15:38.636	16	27:47.435
18	21	HEDGER / KINGHAM	Matchless G50 - 1960	28	49:07.778	15	25:48.332	13	23:19.445
19	75	COSTELLO / LEIGH PEMBERTON	Norton Manx 30M - 1962	23	41:03.194	8	14:41.562	15	26:21.631
20	2	BARRIER / FOLCH-RUSINOL JNR	Norton Manx 30M - 1962	22	35:52.691	16	25:55.494	6	9:57.196
21	9	MOSSEY / MOSSEY	Norton Manx - 1963	19	32:53.550	6	10:12.151	13	22:41.398
22	3	ASHBY / STOKES	Norton Manx 30M - 1961	18	32:17.642	14	25:16.727	4	7:00.914
23	22	MCCONNELL / PERKIN	Norton Manx 30M - 1962	16	25:35.642	16	25:35.642	0	
24	29	MCLEAN / WOOLSEY	Vincent Godet Grey Flash - 1950	15	24:33.207	15	24:33.207	0	
25	11	BROOKES / REBHOLZ	BMW Kaczor R50S - 1966	15	26:03.380	15	26:03.380	0	
26	10	GRANT / MAY	Manx Norton 30M - 1962	12	20:50.876	12	20:50.876	0	
27	4	COOPER / BARDELL	Matchless G50 - 1962	10	16:10.223	10	16:10.223	0	
28	37	HILLIER / JACKSON	Matchless G50 - 1962	6	14:17.135	5	12:34.714	1	1:42.420
29	17	HILL / TONGE	Norton Manx 30M - 1961	4	6:24.714	4	6:24.714	0	

Weather / Track : Sunny / Dry

Goodwood: 2.3800 miles

These results are provisional until the conclusion of any judicial and technical matters.

Clerk Of Course : A MacBride

Stewards :

Timekeeper : Sarah Evans