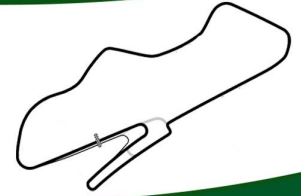




Donington Park

29th & 30th July 2023



Lansdowne (11a, b, c, d)

Race 8 (Saturday)

Results 6 Laps = 11.874 miles

Document 4

Rnk	No.	Class	Rnk	Rider	Entry	Laps	Time	mph	Gap	Interv.	Best lap	mph	In Lap	2nd Best	Penalty	
1	▲5	4	11a	1	Peter Bardell	Matchless / G50 / (500)	6	8:30.699	83.70		1:22.962	85.88	5	1:24.054		
2	▲2	50	11a	2	George Thomas	Dunnell / Manx / (500)	6	8:31.282	83.61	0.583	0.583	1:23.790	85.03	6	1:24.087	
3	▼2	22	11a	3	Tony Perkin	Norton / Manx / (500)	6	8:31.635	83.55	0.936	0.353	1:23.926	84.89	5	1:24.089	
4	▲1	56	11b	1	Matthew Hebb	Norton / Manx / (499)	6	8:31.824	83.52	1.125	0.189	1:23.578	85.24	5	1:24.068	
5	▲2	125	11a	4	Glen English	Matchless / G50 / (500)	6	8:33.217	83.29	2.518	1.393	1:24.198	84.61	5	1:24.462	
6	▲5	57	11a	5	Mike Smith	Manx / Norton / (500)	6	8:33.287	83.28	2.588	0.070	1:23.658	85.16	4	1:23.939	
7	▼5	137	11a	6	Daniel Jackson	Matchless / G50 / (500)	6	8:34.366	83.11	3.667	1.079	1:23.936	84.88	5	1:24.580	
8	▼5	12	11a	7	Ian Bain	Norton / 30M / (500)	6	8:38.753	82.40	8.054	4.387	1:24.986	83.83	5	1:25.524	
9	▼1	52	11b	2	Robin Stokes	Norton / Manx / (499)	6	8:40.549	82.12	9.850	1.796	1:25.136	83.68	2	1:25.607	
10	▼1	74	11b	3	Jamie O'Brien	Oakdene-Racing / Manx / (500)	6	8:48.485	80.88	17.786	7.936	1:26.491	82.37	4	1:26.719	
11	▼1	55	11d	1	Ben Kingham	Vincent / Black-Shadow / (998)	6	8:48.559	80.87	17.860	0.074	1:25.536	83.29	2	1:27.232	
12	▲5	23	11a	8	Luke Hedger	Matchless / G50 / (496)	6	8:55.474	79.83	24.775	6.915	1:26.905	81.98	6	1:27.554	
13	▲1	45	11b	4	Seb Perez	Matchless / G50 / (500)	6	8:56.789	79.63	26.090	1.315	1:28.447	80.55	3	1:28.470	
14	▼2	66	11b	5	Richard Ellis	Norton / Manx / (499)	6	9:02.375	78.81	31.676	5.586	1:27.522	81.40	5	1:27.692	
15	▲1	6	11a	9	Freddie Sheene	Norton / Manx / (500)	6	9:09.812	77.75	39.113	7.437	1:29.563	79.55	2	1:29.653	
16	▲5	112	11d	2	Stevan Radakovic	BSA / Goldstar / (500)	6	9:13.134	77.28	42.435	3.322	1:30.708	78.54	6	1:30.807	
17	▼4	53	11b	6	Richard Dawson	Norton / Manx / (500)	6	9:10.436	76.96	44.737	2.302	1:29.466	79.63	5	1:29.573	+5.000
18	≡	631	11b	7	Angela Cragg	Manx / G50 / (499)	6	9:19.339	76.42	48.640	3.903	1:31.305	78.03	5	1:31.953	
19	▼4	25	11b	8	Mike Farrall	Norton / Manx / (500)	6	9:32.593	74.65	1:01.894	13.254	1:31.524	77.84	6	1:31.994	
20	▲8	111	11b	9	Ian Austin	Norton / Manx / (500)	6	9:34.137	74.45	1:03.438	1.544	1:32.956	76.64	5	1:33.042	
21	▲2	8	11d	3	Jimmy May	Norton / Manx / (498)	6	9:37.307	74.04	1:06.608	3.170	1:32.677	76.87	6	1:34.114	
22	▲3	72	11c	1	John Cragg	Manx / Norton / (350)	6	9:40.890	73.59	1:10.191	3.583	1:33.864	75.90	6	1:35.198	
23	▲1	3	11c	2	Nick Bedford	Norton / Manx / (348)	6	9:41.298	73.54	1:10.599	0.408	1:35.566	74.55	5	1:35.640	
24	▲2	65	11b	10	Ken Perch	Norton / Manx / (500)	6	9:50.146	72.43	1:19.447	8.848	1:36.199	74.06	4	1:37.019	
25	▲2	2	11d	4	Roger Ashby	Norton / Manx / (500)	5	8:29.623	69.90	1 Lap	1 Lap	1:39.607	71.53	2	1:40.290	
26	▲3	59	11c	3	David Hebb	Norton / Manx / (348)	5	8:35.509	69.10	1 Lap	5.886	1:40.921	70.59	2	1:41.638	
27	▲5	54	11d	5	Brian Riley	Norton / Daytona-Domiracer / (500)	4	8:30.144	55.86	2 Laps	1 Lap	2:00.933	58.91	3	2:02.527	

No.53 Richard Dawson : Jump start

Not Classified

	5	11b		Ian Lucas	Norton / Manx / (500)	4	6:20.814	74.83	Retired		1:32.241	77.24	3	1:34.413	
	26	11d		Paul Stephen	Norton / Manx / (500)	2	3:38.734	65.14	Retired		1:47.991	65.97	2	1:50.743	

11a - Best Lap : No.4 Peter Bardell - 1:22.962 / 92.5% of Race Winner's Speed : 77.42 mph
 11b - Best Lap : No.56 Matthew Hebb - 1:23.578 / 92.5% of Race Winner's Speed : 77.25 mph
 11d - Best Lap : No.55 Ben Kingham - 1:25.536 / 92.5% of Race Winner's Speed : 74.81 mph
 11c - Best Lap : No.72 John Cragg - 1:33.864 / 92.5% of Race Winner's Speed : 68.07 mph

Leaders : No.22 Tony Perkin (1-1) / No.50 George Thomas (2-2) / No.4 Peter Bardell (3-6)

Start Time : 29/07 - 14:57:19 / Flag Time : 15:05:49 / End Time : 15:07:09 Best lap : No.4 Peter Bardell 1:22.962 85.88 mph
 Weather : Sunny Air : 16°C Track : Dry Previous Event Record : No.22 Tony Perkin 1:24.465 84.35 mph

Timekeeper *David Jones* Clerk of Course *Bob* Posting Time : **15:10**

Donington Park (GBR) 29-30/07/2023

Page 1 / 2

Motor Sports Timing UK

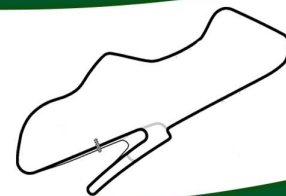
Apex Timing GoRacing





Donington Park

29th & 30th July 2023



Lansdowne (11a, b, c, d)

Race 8 (Saturday)

Results 6 Laps = 11.874 miles

Document 4

Rnk	No.	Class	Rnk	Rider	Entry	Laps	Time	mph	Gap	Interv.	Best lap	mph	In Lap	2nd Best	Penalty
11a															
1	▲4	4	11a	1	Peter Bardell	Matchless / G50 / (500)	6	8:30.699	83.70		1:22.962	85.88	5	1:24.054	
2	▲2	50	11a	2	George Thomas	Dunnell / Manx / (500)	6	8:31.282	83.61	0.583	0.583	1:23.790	85.03	6	1:24.087
3	▼2	22	11a	3	Tony Perkin	Norton / Manx / (500)	6	8:31.635	83.55	0.936	0.353	1:23.926	84.89	5	1:24.089
4	▲2	125	11a	4	Glen English	Matchless / G50 / (500)	6	8:33.217	83.29	2.518	1.582	1:24.198	84.61	5	1:24.462
5	▲2	57	11a	5	Mike Smith	Manx / Norton / (500)	6	8:33.287	83.28	2.588	0.070	1:23.658	85.16	4	1:23.939
6	▼4	137	11a	6	Daniel Jackson	Matchless / G50 / (500)	6	8:34.366	83.11	3.667	1.079	1:23.936	84.88	5	1:24.580
7	▼4	12	11a	7	Ian Bain	Norton / 30M / (500)	6	8:38.753	82.40	8.054	4.387	1:24.986	83.83	5	1:25.524
8	▲1	23	11a	8	Luke Hedger	Matchless / G50 / (496)	6	8:55.474	79.83	24.775	16.721	1:26.905	81.98	6	1:27.554
9	▼1	6	11a	9	Freddie Sheene	Norton / Manx / (500)	6	9:09.812	77.75	39.113	14.338	1:29.563	79.55	2	1:29.653

11a - Best Lap : No.4 Peter Bardell - 1:22.962 / 92.5% of Race Winner's Speed : 77.42 mph

11b																
1	=	56	11b	1	Matthew Hebb	Norton / Manx / (499)	6	8:31.824	83.52		1:23.578	85.24	5	1:24.068		
2	=	52	11b	2	Robin Stokes	Norton / Manx / (499)	6	8:40.549	82.12	8.725	8.725	1:25.136	83.68	2	1:25.607	
3	=	74	11b	3	Jamie O'Brien	Oakdene-Racing / Manx / (500)	6	8:48.485	80.88	16.661	7.936	1:26.491	82.37	4	1:26.719	
4	▲2	45	11b	4	Seb Perez	Matchless / G50 / (500)	6	8:56.789	79.63	24.965	8.304	1:28.447	80.55	3	1:28.470	
5	▼1	66	11b	5	Richard Ellis	Norton / Manx / (499)	6	9:02.375	78.81	30.551	5.586	1:27.522	81.40	5	1:27.692	
6	▼1	53	11b	6	Richard Dawson	Norton / Manx / (500)	6	9:10.436	76.96	43.612	13.061	1:29.466	79.63	5	1:29.573	+5.000
7	▲1	631	11b	7	Angela Cragg	Manx / G50 / (499)	6	9:19.339	76.42	47.515	3.903	1:31.305	78.03	5	1:31.953	
8	▼1	25	11b	8	Mike Farrall	Norton / Manx / (500)	6	9:32.593	74.65	1:00.769	13.254	1:31.524	77.84	6	1:31.994	
9	▲3	111	11b	9	Ian Austin	Norton / Manx / (500)	6	9:34.137	74.45	1:02.313	1.544	1:32.956	76.64	5	1:33.042	
10	▲1	65	11b	10	Ken Perch	Norton / Manx / (500)	6	9:50.146	72.43	1:18.322	16.009	1:36.199	74.06	4	1:37.019	

No.53 Richard Dawson : Jump start

Not Classified

		5	11b		Ian Lucas	Norton / Manx / (500)	4	6:20.814	74.83	Retired		1:32.241	77.24	3	1:34.413
--	--	---	-----	--	------------------	-----------------------	---	----------	-------	----------------	--	----------	-------	---	----------

11b - Best Lap : No.56 Matthew Hebb - 1:23.578 / 92.5% of Race Winner's Speed : 77.25 mph

11c															
1	▲1	72	11c	1	John Cragg	Manx / Norton / (350)	6	9:40.890	73.59		1:33.864	75.90	6	1:35.198	
2	▼1	3	11c	2	Nick Bedford	Norton / Manx / (348)	6	9:41.298	73.54	0.408	0.408	1:35.566	74.55	5	1:35.640
3	=	59	11c	3	David Hebb	Norton / Manx / (348)	5	8:35.509	69.10	1 Lap	1 Lap	1:40.921	70.59	2	1:41.638

11c - Best Lap : No.72 John Cragg - 1:33.864 / 92.5% of Race Winner's Speed : 68.07 mph

11d															
1	=	55	11d	1	Ben Kingham	Vincent / Black-Shadow / (998)	6	8:48.559	80.87		1:25.536	83.29	2	1:27.232	
2	▲1	112	11d	2	Stevan Radakovic	BSA / Goldstar / (500)	6	9:13.134	77.28	24.575	24.575	1:30.708	78.54	6	1:30.807
3	▲1	8	11d	3	Jimmy May	Norton / Manx / (498)	6	9:37.307	74.04	48.748	24.173	1:32.677	76.87	6	1:34.114
4	▲1	2	11d	4	Roger Ashby	Norton / Manx / (500)	5	8:29.623	69.90	1 Lap	1 Lap	1:39.607	71.53	2	1:40.290
5	▲1	54	11d	5	Brian Riley	Norton / Daytona-Domiracer / (500)	4	8:30.144	55.86	2 Laps	1 Lap	2:00.933	58.91	3	2:02.527

Not Classified

		26	11d		Paul Stephen	Norton / Manx / (500)	2	3:38.734	65.14	Retired		1:47.991	65.97	2	1:50.743
--	--	----	-----	--	---------------------	-----------------------	---	----------	-------	----------------	--	----------	-------	---	----------

11d - Best Lap : No.55 Ben Kingham - 1:25.536 / 92.5% of Race Winner's Speed : 74.81 mph

Leaders : No.22 Tony Perkin (1-1) / No.50 George Thomas (2-2) / No.4 Peter Bardell (3-6)

Start Time : 29/07 - 14:57:19 / Flag Time : 15:05:49 / End Time : 15:07:09 Best lap : No.4 Peter Bardell 1:22.962 85.88 mph

Weather : Sunny Air : 16°C Track : Dry Previous Event Record : No.22 Tony Perkin 1:24.465 84.35 mph

Timekeeper *David Jones* Clerk of Course *Bob* Posting Time : **15:10**

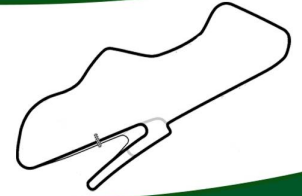
Donington Park (GBR) 29-30/07/2023





Donington Park

29th & 30th July 2023



Lansdowne (11a, b, c, d)

Race 8 (Saturday)

Lap Chart

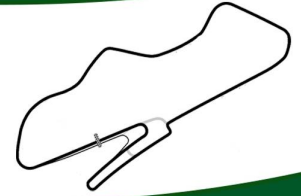
For information purposes. No official / regulatory value

	1	2	3	4	5	6	7	8	9	10	11	12	13	14	15	16	17	18	19	20	21	22	23	24	25	26	27	28	29	30	31	32	33	34	35		
Grid	22	137	74	50	56	4	125	52	74	56	57	66		53	46	26	6	23	631	76	26	112	8	8	8	72	65	2	111	59	37	62	54	67	129		
Start																																					
Lap 1 Interval	22	50	125	56	137	4	12	52	57	74	45	55	23	631	6	112	53	66	5	72	3	65	111	8	2	59	25	26	54								
		0.5	0.1	0.1	0.1	0.0	0.5	1.0	0.3	0.8	0.5	0.1	4.4	0.1	0.4	0.0	0.4	0.0	0.9	2.8	0.0	1.8	0.2	0.6	1.2	1.1	1.8	1.4	30.6								
Lap 2	50	22	4	137	125	56	12	57	52	55	74	45	23	6	112	66	53	631	5	3	72	8	65	111	25	2	59	26	54								
		0.4	0.0	0.5	0.0	0.0	0.1	0.1	0.3	2.2	0.4	2.6	4.0	1.9	1.3	0.9	1.2	0.1	2.6	4.1	0.8	0.4	2.0	0.1	0.8	3.6	2.4	10.4	47.9								
Lap 3	4	50	22	56	125	137	57	12	52	55	74	45	23	6	66	112	53	631	5	3	72	8	111	25	65	2	59	54									
		0.1	0.5	0.2	0.2	0.3	0.9	0.4	0.6	3.3	0.5	3.4	3.1	4.0	2.2	0.7	0.5	3.1	2.2	8.2	0.1	0.6	0.0	1.2	2.4	9.0	3.5	1.16									
Lap 4	4	50	22	56	125	137	57	12	52	74	55	45	23	66	6	53	112	631	8	111	25	8	3	72	65	2	59	54									
		0.5	0.1	0.5	0.3	0.4	0.0	2.3	0.9	4.4	0.2	5.1	2.7	6.2	1.8	2.1	0.4	4.4	4.7	7.3	0.9	0.6	0.2	1.8	3.0	14.4	4.5	1.36									
Lap 5	4	50	22	56	125	137	57	12	52	74	55	45	23	66	6	53	112	631	25	111	8	3	72	65	8	59											
		1.6	0.0	0.2	0.9	0.2	0.0	3.3	1.5	6.5	0.7	6.4	0.8	6.1	4.4	1.4	1.8	4.9	13.6	0.0	3.5	0.8	1.5	6.1	16.4	5.8											
Lap 6	4	50	22	56	125	57	137	12	52	74	55	23	45	66	6	53	112	631	25	111	8	72	3	65													
		0.5	0.3	0.1	1.3	0.0	1.0	4.3	1.7	7.9	0.0	6.9	1.3	5.5	7.4	0.6	2.6	6.2	13.2	1.5	3.1	3.5	0.4	8.8													



Donington Park

29th & 30th July 2023



Lansdowne (11a, b, c, d)

Race 8 (Saturday) Analysis

For information purposes. No official / regulatory value

No.	Rider	Laps	Lap Time
No.2	Roger Ashby	1	1:46.239
		2	1:39.607
		3	1:41.819
		4	1:41.668
		5	1:40.290
		No.3	Nick Bedford
2	1:35.640		
3	1:36.344		
4	1:35.733		
5	1:35.566		
6	1:35.772		
No.4	Peter Bardell	1	1:29.201
		2	1:25.430
		3	1:24.169
		4	1:24.054
		5	1:22.962
		6	1:24.883
No.5	Ian Lucas	1	1:39.335
		2	1:34.413
		3	1:32.241
		4	1:34.825
No.6	Freddie Sheene	1	1:37.787
		2	1:29.563
		3	1:29.653
		4	1:31.960
		5	1:30.209
		6	1:30.640
No.8	Jimmy May	1	1:45.037
		2	1:34.114
		3	1:35.861
		4	1:34.715
		5	1:34.903
		6	1:32.677
No.12	Ian Bain	1	1:29.783
		2	1:25.717
		3	1:26.319
		4	1:25.524
		5	1:24.986
		6	1:26.424
No.22	Tony Perkin	1	1:28.194

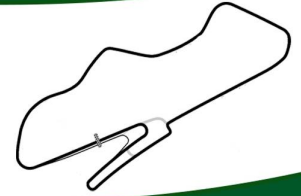
No.	Rider	Laps	Lap Time		
No.23	Luke Hedger	2	1:26.363		
		3	1:24.938		
		4	1:24.089		
		5	1:23.926		
		6	1:24.125		
		No.25	Mike Farrall	1	1:49.248
2	1:32.916				
3	1:34.076				
4	1:32.835				
5	1:31.994				
6	1:31.524				
No.26	Paul Stephen	1	1:50.743		
		2	1:47.991		
		No.45	Seb Perez	1	1:32.516
				2	1:28.785
				3	1:28.447
				4	1:28.470
5	1:29.478				
6	1:29.093				
No.50	George Thomas	1	1:28.706		
		2	1:25.444		
		3	1:24.833		
		4	1:24.422		
		5	1:24.087		
		6	1:23.790		
No.52	Robin Stokes	1	1:30.795		
		2	1:25.136		
		3	1:26.513		
		4	1:25.863		
		5	1:25.607		
		6	1:26.635		
No.53	Richard Dawson	1	1:38.288		
		2	1:32.654		
		3	1:29.573		
		4	1:30.612		

No.	Rider	Laps	Lap Time
No.54	Brian Riley	5	1:29.466
		6	1:29.843
		1	2:05.245
No.55	Ben Kingham	2	2:00.933
		3	2:02.527
		4	2:02.527
No.56	Matthew Hebb	1	1:32.690
		2	1:25.536
		3	1:27.562
		4	1:27.232
		5	1:28.218
		6	1:27.321
No.57	Mike Smith	1	1:29.003
		2	1:26.325
		3	1:24.440
		4	1:24.410
		5	1:23.578
		6	1:24.068
No.59	David Hebb	1	1:24.507
		2	1:25.751
		3	1:23.658
		4	1:23.939
		5	1:24.334
		6	1:24.334
No.65	Ken Perch	1	1:47.376
		2	1:40.921
		3	1:42.881
		4	1:42.693
		5	1:41.638
No.66	Richard Ellis	1	1:44.130
		2	1:37.076
		3	1:37.440
		4	1:36.199
		5	1:38.282
		6	1:37.019
No.66	Richard Ellis	1	1:38.363
		2	1:31.329
		3	1:29.561
		4	1:27.908
		5	1:27.522
		6	1:27.692



Donington Park

29th & 30th July 2023



Lansdowne (11a, b, c, d)

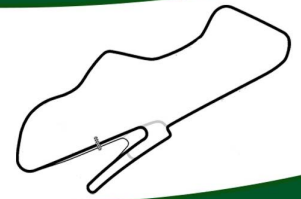
Race 8 (Saturday) Analysis

For information purposes. No official / regulatory value

Laps	Lap Time	Laps	Lap Time
No.72 John Cragg		6	1:31.953
1	1:42.177		
2	1:36.521		
3	1:35.647		
4	1:37.483		
5	1:35.198		
6	1:33.864		
No.74 Jamie O'Brien			
1	1:31.956		
2	1:26.719		
3	1:27.622		
4	1:26.491		
5	1:27.659		
6	1:28.038		
No.111 Ian Austin			
1	1:44.359		
2	1:36.966		
3	1:33.688		
4	1:33.126		
5	1:32.956		
6	1:33.042		
No.112 Stevan Radakovic			
1	1:37.795		
2	1:30.929		
3	1:31.260		
4	1:31.635		
5	1:30.807		
6	1:30.708		
No.125 Glen English			
1	1:28.823		
2	1:26.437		
3	1:24.781		
4	1:24.462		
5	1:24.198		
6	1:24.516		
No.137 Daniel Jackson			
1	1:29.194		
2	1:26.010		
3	1:25.213		
4	1:24.580		
5	1:23.936		
6	1:25.433		
No.631 Angela Cragg			
1	1:37.302		
2	1:33.765		
3	1:32.636		
4	1:32.378		
5	1:31.305		



Donington Park 29th & 30th July 2023



Lansdowne (11a,
b, c, d)

Race 8 (Saturday) Starting Grid

Document 3

12		Luke Bailey 129 <small>Matchless / G50 / (500)</small>		Gordon Russell 67 <small>Norton / Dominator / (600)</small>
11	Brian Riley 54 <small>Norton / Daytona-Domiracer / (500)</small>		Neil Allman 62 <small>Norton / Manx / (499)</small>	Cliff Ransley 37 <small>Norton / (350)</small>
10	David Hebb 59 <small>Norton / Manx / (348)</small>	Ian Austin 111 <small>Norton / Manx / (500)</small>		Roger Ashby 2 <small>Norton / Manx / (500)</small>
9		Ken Perch 65 <small>Norton / Manx / (500)</small>	John Cragg 72 <small>Manx / Norton / (350)</small>	Nick Bedford 3 <small>Norton / Manx / (348)</small>
8	Jimmy May 8 <small>Norton / Manx / (498)</small>	Ian Lucas 5 <small>Norton / Manx / (500)</small>		Stevan Radakovic 112 <small>BSA / Goldstar / (500)</small>
7		Paul Stephen 26 <small>Norton / Manx / (500)</small>	Martin Thrower 16 <small>Norton / Domiracer / (500)</small>	Angela Cragg 631 <small>Manx / G50 / (499)</small>
6	Luke Hedger 23 <small>Matchless / G50 / (496)</small>	Freddie Sheene 6 <small>Norton / Manx / (500)</small>		Mike Farrall 25 <small>Norton / Manx / (500)</small>
5		Seb Perez 45 <small>Matchless / G50 / (500)</small>	Richard Dawson 53 <small>Norton / Manx / (500)</small>	
4	Richard Ellis 66 <small>Norton / Manx / (499)</small>	Mike Smith 57 <small>Manx / Norton / (500)</small>		Ben Kingham 55 <small>Vincent / Black-Shadow / (998)</small>
3		Jamie O'Brien 74 <small>Oakdene-Racing / Manx / (500)</small>	Robin Stokes 52 <small>Norton / Manx / (499)</small>	Glen English 125 <small>Matchless / G50 / (500)</small>
2	Peter Bardell 4 <small>Matchless / G50 / (500)</small>	Matthew Hebb 56 <small>Norton / Manx / (499)</small>		George Thomas 50 <small>Dunnell / Manx / (500)</small>
1		Ian Bain 12 <small>Norton / 30M / (500)</small>	Daniel Jackson 137 <small>Matchless / G50 / (500)</small>	Tony Perkin 22 <small>Norton / Manx / (500)</small>

POLE POSITION

Start : 29/07 - 14:40 6 Laps = 11.874 miles

Timekeeper *David Jones*

Clerk of Course *[Signature]*

Posting Time : **10:53**

Donington Park (GBR) 29-30/07/2023

Motor Sports Timing UK