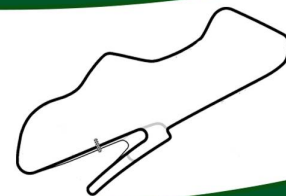




Donington Park

29th & 30th July 2023



Lansdowne (11a, b, c, d)

Race 38 (Sunday)
Results 8 Laps = 15.832 miles

Document 10

Rnk	No.	Class	Rnk	Rider	Entry	Laps	Time	mph	Gap	Interv.	Best lap	mph	In Lap	2nd Best	
1	▲ ¹	57	11a	1	Mike Smith	Manx / Norton / (500)	8	12:14.020	77.65		1:28.815	80.22	5	1:29.137	
2	▲ ¹	22	11a	2	Tony Perkin	Norton / Manx / (500)	8	12:14.585	77.59	0.565	0.565	1:28.439	80.56	8	1:29.437
3	▲ ¹	50	11a	3	George Thomas	Dunnell / Manx / (500)	8	12:18.519	77.17	4.499	3.934	1:30.112	79.06	8	1:30.380
4	▲ ⁷	56	11b	1	Matthew Hebb	Norton / Manx / (499)	8	12:18.662	77.16	4.642	0.143	1:29.773	79.36	8	1:29.809
5	=	4	11a	4	Peter Bardell	Matchless / G50 / (500)	8	12:22.468	76.76	8.448	3.806	1:29.884	79.26	5	1:30.532
6	=	137	11a	5	Daniel Jackson	Matchless / G50 / (500)	8	12:22.593	76.75	8.573	0.125	1:29.251	79.82	5	1:30.911
7	▲ ²	52	11b	2	Robin Stokes	Norton / Manx / (499)	8	12:53.562	73.68	39.542	30.969	1:32.017	77.42	4	1:33.096
8	▲ ⁸	111	11b	3	Ian Austin	Norton / Manx / (500)	8	13:17.165	71.50	1:03.145	23.603	1:37.045	73.41	4	1:37.501
9	▲ ⁹	26	11d	1	Paul Stephen	Norton / Manx / (500)	8	13:17.574	71.46	1:03.554	0.409	1:37.150	73.33	7	1:37.382
10	▲ ⁵	25	11b	4	Mike Farrall	Norton / Manx / (500)	8	13:21.078	71.15	1:07.058	3.504	1:36.962	73.48	7	1:37.015
11	▲ ¹	66	11b	5	Richard Ellis	Norton / Manx / (499)	8	13:33.290	70.08	1:19.270	12.212	1:39.086	71.90	4	1:40.238
12	▲ ⁸	3	11c	1	Nick Bedford	Norton / Manx / (348)	8	13:56.552	68.13	1:42.532	23.262	1:42.847	69.27	5	1:43.115
13	▲ ⁹	72	11c	2	John Cragg	Manx / Norton / (350)	7	12:44.707	65.22	1 Lap	1 Lap	1:45.795	67.34	6	1:47.102
14	▲ ¹⁰	65	11b	6	Ken Perch	Norton / Manx / (500)	7	13:11.277	63.03	1 Lap	26.570	1:48.767	65.50	5	1:49.196
15	▲ ¹⁰	59	11c	3	David Hebb	Norton / Manx / (348)	7	13:11.748	62.99	1 Lap	0.471	1:48.477	65.68	5	1:49.922

Not Classified

74	11b			Jamie O'Brien	Oakdene-Racing / Manx / (500)	7	10:45.422	77.27	Retired		1:30.075	79.09	6	1:30.369
----	-----	--	--	----------------------	-------------------------------	---	-----------	-------	----------------	--	----------	-------	---	----------

11a - Best Lap : No.22 Tony Perkin - 1:28.439 / 92.5% of Race Winner's Speed : 71.82 mph

11b - Best Lap : No.56 Matthew Hebb - 1:29.773 / 92.5% of Race Winner's Speed : 71.37 mph

11d - Best Lap : No.26 Paul Stephen - 1:37.150 / 92.5% of Race Winner's Speed : 66.10 mph

11c - Best Lap : No.3 Nick Bedford - 1:42.847 / 92.5% of Race Winner's Speed : 63.02 mph

Leaders : No.50 George Thomas (1-1) / No.74 Jamie O'Brien (2-5) / No.57 Mike Smith (6-8)

Start Time : 30/07 - 17:44:29 / Flag Time : 17:56:43 / End Time : 17:58:25 Best lap : No.22 Tony Perkin 1:28.439 80.56 mph

Weather : Rain Air : 16°C Track : Wet Event Record : No.125 Glen English 1:21.981 86.90 mph

Timekeeper <i>Dave Jones</i>	Clerk of Course <i>Bob</i>	Posting Time : 17:59
------------------------------	----------------------------	-----------------------------

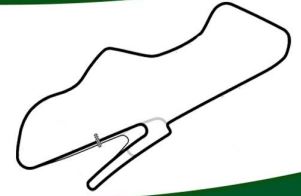
Donington Park (GBR) 29-30/07/2023





Donington Park

29th & 30th July 2023



Lansdowne (11a, b, c, d)

Race 38 (Sunday)
Results 8 Laps = 15.832 miles

Document 10

Rnk	No.	Class	Rnk	Rider	Entry	Laps	Time	mph	Gap	Interv.	Best lap	mph	In Lap	2nd Best	
11a															
1	▲1	57	11a	1	Mike Smith	Manx / Norton / (500)	8	12:14.020	77.65		1:28.815	80.22	5	1:29.137	
2	▲1	22	11a	2	Tony Perkin	Norton / Manx / (500)	8	12:14.585	77.59	0.565	0.565	1:28.439	80.56	8	1:29.437
3	▲1	50	11a	3	George Thomas	Dunnell / Manx / (500)	8	12:18.519	77.17	4.499	3.934	1:30.112	79.06	8	1:30.380
4	▲1	4	11a	4	Peter Bardell	Matchless / G50 / (500)	8	12:22.468	76.76	8.448	3.949	1:29.884	79.26	5	1:30.532
5	▲1	137	11a	5	Daniel Jackson	Matchless / G50 / (500)	8	12:22.593	76.75	8.573	0.125	1:29.251	79.82	5	1:30.911

11a - Best Lap : No.22 Tony Perkin - 1:28.439 / 92.5% of Race Winner's Speed : 71.82 mph

11b															
1	▲2	56	11b	1	Matthew Hebb	Norton / Manx / (499)	8	12:18.662	77.16		1:29.773	79.36	8	1:29.809	
2	=	52	11b	2	Robin Stokes	Norton / Manx / (499)	8	12:53.562	73.68	34.900	34.900	1:32.017	77.42	4	1:33.096
3	▲5	111	11b	3	Ian Austin	Norton / Manx / (500)	8	13:17.165	71.50	58.503	23.603	1:37.045	73.41	4	1:37.501
4	▲3	25	11b	4	Mike Farrall	Norton / Manx / (500)	8	13:21.078	71.15	1:02.416	3.913	1:36.962	73.48	7	1:37.015
5	▼1	66	11b	5	Richard Ellis	Norton / Manx / (499)	8	13:33.290	70.08	1:14.628	12.212	1:39.086	71.90	4	1:40.238
6	▲5	65	11b	6	Ken Perch	Norton / Manx / (500)	7	13:11.277	63.03	1 Lap	1 Lap	1:48.767	65.50	5	1:49.196

Not Classified

		74	11b		Jamie O'Brien	Oakdene-Racing / Manx / (500)	7	10:45.422	77.27	Retired		1:30.075	79.09	6	1:30.369
--	--	----	-----	--	----------------------	-------------------------------	---	-----------	-------	----------------	--	----------	-------	---	----------

11b - Best Lap : No.56 Matthew Hebb - 1:29.773 / 92.5% of Race Winner's Speed : 71.37 mph

11c															
1	=	3	11c	1	Nick Bedford	Norton / Manx / (348)	8	13:56.552	68.13		1:42.847	69.27	5	1:43.115	
2	=	72	11c	2	John Cragg	Manx / Norton / (350)	7	12:44.707	65.22	1 Lap	1 Lap	1:45.795	67.34	6	1:47.102
3	=	59	11c	3	David Hebb	Norton / Manx / (348)	7	13:11.748	62.99	1 Lap	27.041	1:48.477	65.68	5	1:49.922

11c - Best Lap : No.3 Nick Bedford - 1:42.847 / 92.5% of Race Winner's Speed : 63.02 mph

11d														
1	▲1	26	11d	1	Paul Stephen	Norton / Manx / (500)	8	13:17.574	71.46		1:37.150	73.33	7	1:37.382

11d - Best Lap : No.26 Paul Stephen - 1:37.150 / 92.5% of Race Winner's Speed : 66.10 mph

Leaders : No.50 George Thomas (1-1) / No.74 Jamie O'Brien (2-5) / No.57 Mike Smith (6-8)

Start Time : 30/07 - 17:44:29 / Flag Time : 17:56:43 / End Time : 17:58:25 Best lap : No.22 Tony Perkin 1:28.439 80.56 mph

Weather : Rain Air : 16°C Track : Wet Event Record : No.125 Glen English 1:21.981 86.90 mph

Timekeeper <i>David Jones</i>	Clerk of Course <i>Bob</i>	Posting Time :	17:59
-------------------------------	----------------------------	----------------	--------------

Donington Park (GBR) 29-30/07/2023

Page 2 / 2

Motor Sports Timing UK

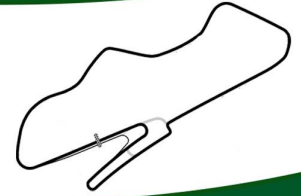
Apex Timing GoRacing





Donington Park

29th & 30th July 2023



Lansdowne (11a, b, c, d)

Race 38 (Sunday)

Lap Chart

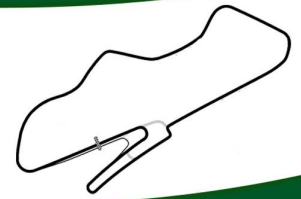
For information purposes. No official / regulatory value

	1	2	3	4	5	6	7	8	9	10	11	12	13	14	15	16	17	18	19	20	21	22	23	24	25	26	27	28	29	30	31	32	33	34	35	36	
Grid	125	57	22	50	X	137	74	56	52	72	56	66		631	46	26	111	76	26	X	X	X	72	129	66	58	37	54	26	53	112	X	6	62	67		
Start																																					
Lap 1	50	74	4	22	56	57	137	66	26	111	25	52	3	72	65	59																					
Interval	0.0	0.3	0.4	0.1	1.0	0.4	3.2	3.5	0.9	0.3	0.8	1.2	5.4	8.0	1.3																						
Lap 2	74	4	22	50	56	57	137	66	52	111	26	25	3	72	65	59																					
Interval	1.0	0.4	0.5	0.1	1.0	1.1	9.8	2.9	1.7	0.0	0.3	3.4	13.5	9.4	1.4																						
Lap 3	74	4	22	50	57	56	137	52	66	111	25	26	3	72	65	59																					
Interval	0.9	0.7	0.6	0.6	0.2	1.4	15.9	2.5	2.3	0.9	0.1	8.9	17.5	13.7	0.5																						
Lap 4	74	57	22	4	50	56	137	52	66	111	25	26	3	72	65	59																					
Interval	2.1	0.0	0.0	0.1	0.2	2.5	17.0	9.6	0.3	0.9	0.4	14.9	21.9	18.7	0.0																						
Lap 5	74	57	4	22	50	56	137	52	111	25	26	66	3	72	59	65																					
Interval	0.1	1.2	0.5	0.2	0.1	1.3	21.1	14.4	0.5	0.8	0.8	19.2	26.3	20.0	0.2																						
Lap 6	57	74	4	22	56	50	137	52	111	25	26	66	3	72	59	65																					
Interval	0.1	1.8	0.0	0.4	0.8	1.5	25.1	17.3	0.9	0.0	5.1	20.8	28.5	24.2	0.2																						
Lap 7	57	74	22	50	4	56	137	52	111	25	26	66	3	72	66	59																					
Interval	0.5	0.7	2.2	0.4	0.0	1.8	27.0	21.9	0.2	0.2	8.9	23.1	32.4	26.5	0.4																						
Lap 8	57	22	50	56	4	137	52	111	26	25	66	3																									
Interval	0.5	3.9	0.1	3.8	0.1	30.9	23.6	0.4	3.5	12.2	23.2																										



Donington Park

29th & 30th July 2023



Lansdowne (11a, b, c, d)

Race 38 (Sunday) Analysis

For information purposes. No official / regulatory value

Laps	Lap Time
No.3 Nick Bedford	
1	1:51.758
2	1:43.319
3	1:44.129
4	1:43.442
5	1:42.847
6	1:43.608
7	1:43.115
8	1:44.334

No.4 Peter Bardell	
1	1:39.461
2	1:33.756
3	1:31.369
4	1:31.622
5	1:29.884
6	1:30.532
7	1:32.210
8	1:33.634

No.22 Tony Perkin	
1	
2	1:33.763
3	1:31.654
4	1:30.785
5	1:30.509
6	1:30.074
7	1:29.437
8	1:28.439

No.25 Mike Farrall	
1	1:49.656
2	1:41.970
3	1:38.525
4	1:37.015
5	1:37.326
6	1:38.494
7	1:36.962
8	1:41.130

No.26 Paul Stephen	
1	1:48.426
2	1:42.869
3	1:38.976
4	1:37.388
5	1:37.670
6	1:37.713
7	1:37.150
8	1:37.382

No.50 George Thomas	
1	1:39.104
2	1:35.166

Laps	Lap Time
3	1:31.690
4	1:30.380
5	1:30.557
6	1:31.053
7	1:30.457
8	1:30.112

No.52 Robin Stokes	
1	
2	1:39.037
3	1:34.711
4	1:32.017
5	1:33.278
6	1:35.130
7	1:33.096
8	1:35.801

No.56 Matthew Hebb	
1	1:40.035
2	1:34.422
3	1:32.363
4	1:29.809
5	1:30.439
6	1:30.067
7	1:31.754
8	1:29.773

No.57 Mike Smith	
1	1:41.121
2	1:34.382
3	1:31.093
4	1:29.471
5	1:28.815
6	1:29.796
7	1:30.205
8	1:29.137

No.59 David Hebb	
1	2:06.546
2	1:53.052
3	1:51.426
4	1:52.367
5	1:48.477
6	1:49.958
7	1:49.922

No.65 Ken Perch	
1	2:05.243
2	1:52.887
3	1:52.317
4	1:52.906
5	1:48.767
6	1:49.961

Laps	Lap Time
7	1:49.196
No.66 Richard Ellis	
1	1:44.831
2	1:41.732
3	1:40.238
4	1:39.086
5	1:40.338
6	1:41.995
7	1:40.890
8	1:44.180

No.72 John Cragg	
1	1:57.200
2	1:51.451
3	1:48.086
4	1:47.895
5	1:47.178
6	1:45.795
7	1:47.102

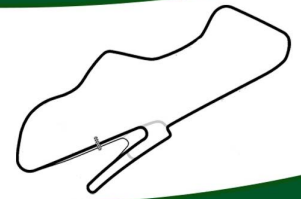
No.74 Jamie O'Brien	
1	1:39.116
2	1:33.054
3	1:31.422
4	1:30.369
5	1:30.773
6	1:30.075
7	1:30.613

No.111 Ian Austin	
1	
2	1:41.935
3	1:37.915
4	1:37.045
5	1:37.724
6	1:38.038
7	1:37.666
8	1:37.501

No.137 Daniel Jackson	
1	1:41.603
2	1:35.089
3	1:31.558
4	1:30.911
5	1:29.251
6	1:31.088
7	1:31.237
8	1:31.856



Donington Park 29th & 30th July 2023



Lansdowne (11a, b, c, d)

Race 38 (Sunday) Starting Grid

Document 9

12		67 Gordon Russell Norton / Dominator / (600)	62 Neil Allman Norton / Manx / (499)
11	6 Freddie Sheene Norton / Manx / (500)	2 Roger Ashby Norton / Manx / (500)	112 Stevan Radakovic BSA / Goldstar / (500)
10	53 Richard Dawson Norton / Manx / (500)	23 Luke Hedger Matchless / G50 / (496)	54 Brian Riley Norton / Daytona-Domiracer / (500)
9	37 Cliff Ransley Norton / (350)	59 David Hebb Norton / Manx / (348)	65 Ken Perch Norton / Manx / (500)
8	129 Luke Bailey Matchless / G50 / (500)	72 John Cragg Manx / Norton / (350)	5 Ian Lucas Norton / Manx / (500)
7	3 Nick Bedford Norton / Manx / (348)	8 Jimmy May Norton / Manx / (498)	26 Paul Stephen Norton / Manx / (500)
6	16 Martin Thrower Norton / Domiracer / (500)	111 Ian Austin Norton / Manx / (500)	25 Mike Farrall Norton / Manx / (500)
5	45 Seb Perez Matchless / G50 / (500)	631 Angela Cragg Manx / G50 / (499)	
4	66 Richard Ellis Norton / Manx / (499)	56 Matthew Hebb Norton / Manx / (499)	12 Ian Bain Norton / 30M / (500)
3	52 Robin Stokes Norton / Manx / (499)	55 Ben Kingham Vincent / Black-Shadow / (998)	74 Jamie O'Brien Oakdene-Racing / Manx / (500)
2	137 Daniel Jackson Matchless / G50 / (500)	4 Peter Bardell Matchless / G50 / (500)	50 George Thomas Dunnell / Manx / (500)
1	22 Tony Perkin Norton / Manx / (500)	57 Mike Smith Manx / Norton / (500)	125 Glen English Matchless / G50 / (500)

POLE POSITION



Start : 30/07 - 16:55 8 Laps = 15.832 miles

Timekeeper <i>Dave Jones</i>	Clerk of Course <i>Bob</i>	Posting Time : 12:41
------------------------------	----------------------------	-----------------------------

Donington Park (GBR) 29-30/07/2023

