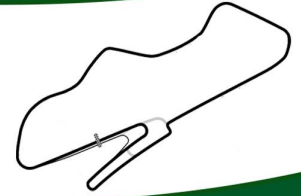




# Donington Park

## 29th & 30th July 2023



Lansdowne (11a, b, c, d)

**Race 28 (Sunday)**  
Results 8 Laps = 15.832 miles

**Document 8**

Rnk	No.	Class	Rnk	Rider	Entry	Laps	Time	mph	Gap	Interv.	Best lap	mph	In Lap	2nd Best	
1	▲12	125	11a	1	<b>Glen English</b>	Matchless / G50 / (500)	8	11:09.898	85.08		1:21.981	86.90	7	1:22.577	
2	▼1	57	11a	2	<b>Mike Smith</b>	Manx / Norton / (500)	8	11:12.570	84.74	<b>2.672</b>	2.672	1:22.760	86.09	5	1:23.003
3	▲2	22	11a	3	<b>Tony Perkin</b>	Norton / Manx / (500)	8	11:17.421	84.14	<b>7.523</b>	4.851	1:23.211	85.62	5	1:23.664
4	=	50	11a	4	<b>George Thomas</b>	Dunnell / Manx / (500)	8	11:17.617	84.11	<b>7.719</b>	0.196	1:23.258	85.57	5	1:23.919
5	▼2	137	11a	5	<b>Daniel Jackson</b>	Matchless / G50 / (500)	8	11:20.344	83.77	<b>10.446</b>	2.727	1:23.855	84.96	3	1:23.909
6	=	56	11b	1	<b>Matthew Hebb</b>	Norton / Manx / (499)	8	11:30.564	82.53	<b>20.666</b>	10.220	1:25.368	83.46	3	1:25.438
7	▲3	55	11d	1	<b>Ben Kingham</b>	Vincent / Black-Shadow / (998)	8	11:31.476	82.43	<b>21.578</b>	0.912	1:25.091	83.73	8	1:25.335
8	▲1	52	11b	2	<b>Robin Stokes</b>	Norton / Manx / (499)	8	11:32.726	82.28	<b>22.828</b>	1.250	1:25.096	83.72	8	1:25.347
9	▼1	12	11a	6	<b>Ian Bain</b>	Norton / 30M / (500)	8	11:33.300	82.21	<b>23.402</b>	0.574	1:25.107	83.71	8	1:25.288
10	▼2	74	11b	3	<b>Jamie O'Brien</b>	Oakdene-Racing / Manx / (500)	8	11:39.716	81.45	<b>29.818</b>	6.416	1:25.045	83.77	7	1:25.159
11	=	66	11b	4	<b>Richard Ellis</b>	Norton / Manx / (499)	8	11:48.057	80.50	<b>38.159</b>	8.341	1:26.321	82.53	7	1:26.700
12	▲2	45	11b	5	<b>Seb Perez</b>	Matchless / G50 / (500)	8	11:56.867	79.51	<b>46.969</b>	8.810	1:28.364	80.63	7	1:28.740
13	▲5	631	11b	6	<b>Angela Cragg</b>	Manx / G50 / (499)	8	12:01.455	79.00	<b>51.557</b>	4.588	1:27.816	81.13	6	1:27.818
14	▲5	111	11b	7	<b>Ian Austin</b>	Norton / Manx / (500)	8	12:03.227	78.81	<b>53.329</b>	1.772	1:28.849	80.19	5	1:29.210
15	▲1	25	11b	8	<b>Mike Farrall</b>	Norton / Manx / (500)	8	12:04.608	78.66	<b>54.710</b>	1.381	1:28.688	80.33	8	1:29.369
16	▲4	16	11b	9	<b>Martin Thrower</b>	Norton / Domiracer / (500)	8	12:16.118	77.43	<b>1:06.220</b>	11.510	1:30.467	78.75	5	1:30.536
17	▲14	26	11d	2	<b>Paul Stephen</b>	Norton / Manx / (500)	8	12:30.198	75.97	<b>1:20.330</b>	14.080	1:32.381	77.12	7	1:32.451
18	▲4	8	11d	3	<b>Jimmy May</b>	Norton / Manx / (498)	8	12:39.931	75.00	<b>1:30.033</b>	9.733	1:32.936	76.66	5	1:33.241
19	▲2	3	11c	1	<b>Nick Bedford</b>	Norton / Manx / (348)	8	12:41.194	74.88	<b>1:31.296</b>	1.263	1:33.442	76.24	2	1:33.922
20	▲10	72	11c	2	<b>John Cragg</b>	Manx / Norton / (350)	7	11:19.253	73.42	<b>1 Lap</b>	1 Lap	1:34.225	75.61	7	1:35.293
21	▲4	65	11b	10	<b>Ken Perch</b>	Norton / Manx / (500)	7	11:35.850	71.67	<b>1 Lap</b>	16.597	1:36.284	73.99	6	1:36.526
22	▲5	37	11c	3	<b>Cliff Ransley</b>	Norton / (350)	7	11:54.959	69.75	<b>1 Lap</b>	19.109	1:39.905	71.31	7	1:40.383
23	▲3	59	11c	4	<b>David Hebb</b>	Norton / Manx / (348)	7	11:54.986	69.75	<b>1 Lap</b>	0.027	1:39.445	71.64	2	1:40.078
24	▲8	54	11d	4	<b>Brian Riley</b>	Norton / Daytona-Domiracer / (500)	7	12:45.985	65.11	<b>1 Lap</b>	50.999	1:44.905	67.91	7	1:45.445

**Not Classified**

	4	11a		<b>Peter Bardell</b>	Matchless / G50 / (500)	2	2:50.859	83.40	<b>Retired</b>		1:23.429	85.39	2	1:27.430
	5	11b		<b>Ian Lucas</b>	Norton / Manx / (500)	2	3:12.838	73.89	<b>Retired</b>		1:33.870	75.90	2	1:38.968
	129	11a		<b>Luke Bailey</b>	Matchless / G50 / (500)	2	3:16.138	72.65	<b>Retired</b>		1:34.819	75.14	2	1:41.319

11a - Best Lap : No.125 Glen English - 1:21.981 / 92.5% of Race Winner's Speed : 78.70 mph

11b - Best Lap : No.74 Jamie O'Brien - 1:25.045 / 92.5% of Race Winner's Speed : 76.34 mph

11d - Best Lap : No.55 Ben Kingham - 1:25.091 / 92.5% of Race Winner's Speed : 76.24 mph

11c - Best Lap : No.3 Nick Bedford - 1:33.442 / 92.5% of Race Winner's Speed : 69.26 mph

Leaders : No.4 Peter Bardell (1-2) / No.125 Glen English (3-8)

Start Time : 30/07 - 12:22:56 / Flag Time : 12:34:06 / End Time : 12:35:42

Best lap : No.125 Glen English 1:21.981 86.90 mph

Weather : Overcast Air : 17°C Track : Dry

Previous Event Record : No.57 Mike Smith

1:22.314 86.55 mph

Timekeeper *David Jones*

Clerk of Course *Bob*

Posting Time :

**12:38**

Donington Park (GBR) 29-30/07/2023

Page 1 / 2

Motor Sports Timing UK

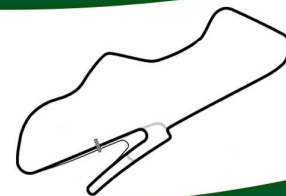
Apex Timing GoRacing **APEX** TIMING





# Donington Park

## 29th & 30th July 2023



Lansdowne (11a, b, c, d)

### Race 28 (Sunday)

#### Results 8 Laps = 15.832 miles

Document 8

Rnk	No.	Class	Rnk	Rider	Entry	Laps	Time	mph	Gap	Interv.	Best lap	mph	In Lap	2nd Best	
<b>11a</b>															
1	▲7	125	11a	1	<b>Glen English</b>	Matchless / G50 / (500)	8	11:09.898	85.08		1:21.981	86.90	7	1:22.577	
2	▼1	57	11a	2	<b>Mike Smith</b>	Manx / Norton / (500)	8	11:12.570	84.74	2.672	2.672	1:22.760	86.09	5	1:23.003
3	▲2	22	11a	3	<b>Tony Perkin</b>	Norton / Manx / (500)	8	11:17.421	84.14	7.523	4.851	1:23.211	85.62	5	1:23.664
4	=	50	11a	4	<b>George Thomas</b>	Dunnell / Manx / (500)	8	11:17.617	84.11	7.719	0.196	1:23.258	85.57	5	1:23.919
5	▼2	137	11a	5	<b>Daniel Jackson</b>	Matchless / G50 / (500)	8	11:20.344	83.77	10.446	2.727	1:23.855	84.96	3	1:23.909
6	=	12	11a	6	<b>Ian Bain</b>	Norton / 30M / (500)	8	11:33.300	82.21	23.402	12.956	1:25.107	83.71	8	1:25.288

**Not Classified**

4		11a			<b>Peter Bardell</b>	Matchless / G50 / (500)	2	2:50.859	83.40	Retired		1:23.429	85.39	2	1:27.430
129		11a			<b>Luke Bailey</b>	Matchless / G50 / (500)	2	3:16.138	72.65	Retired		1:34.819	75.14	2	1:41.319

11a - Best Lap : No.125 Glen English - 1:21.981 / 92.5% of Race Winner's Speed : 78.70 mph

**11b**

1	=	56	11b	1	<b>Matthew Hebb</b>	Norton / Manx / (499)	8	11:30.564	82.53			1:25.368	83.46	3	1:25.438
2	▲1	52	11b	2	<b>Robin Stokes</b>	Norton / Manx / (499)	8	11:32.726	82.28	2.162	2.162	1:25.096	83.72	8	1:25.347
3	▼1	74	11b	3	<b>Jamie O'Brien</b>	Oakdene-Racing / Manx / (500)	8	11:39.716	81.45	9.152	6.990	1:25.045	83.77	7	1:25.159
4	=	66	11b	4	<b>Richard Ellis</b>	Norton / Manx / (499)	8	11:48.057	80.50	17.493	8.341	1:26.321	82.53	7	1:26.700
5	=	45	11b	5	<b>Seb Perez</b>	Matchless / G50 / (500)	8	11:56.867	79.51	26.303	8.810	1:28.364	80.63	7	1:28.740
6	▲2	631	11b	6	<b>Angela Cragg</b>	Manx / G50 / (499)	8	12:01.455	79.00	30.891	4.588	1:27.816	81.13	6	1:27.818
7	▲2	111	11b	7	<b>Ian Austin</b>	Norton / Manx / (500)	8	12:03.227	78.81	32.663	1.772	1:28.849	80.19	5	1:29.210
8	▼1	25	11b	8	<b>Mike Farrall</b>	Norton / Manx / (500)	8	12:04.608	78.66	34.044	1.381	1:28.688	80.33	8	1:29.369
9	▲1	16	11b	9	<b>Martin Thrower</b>	Norton / Domiracer / (500)	8	12:16.118	77.43	45.554	11.510	1:30.467	78.75	5	1:30.536
10	▲2	65	11b	10	<b>Ken Perch</b>	Norton / Manx / (500)	7	11:35.850	71.67	1 Lap	1 Lap	1:36.284	73.99	6	1:36.526

**Not Classified**

5		11b			<b>Ian Lucas</b>	Norton / Manx / (500)	2	3:12.838	73.89	Retired		1:33.870	75.90	2	1:38.968
---	--	-----	--	--	------------------	-----------------------	---	----------	-------	---------	--	----------	-------	---	----------

11b - Best Lap : No.74 Jamie O'Brien - 1:25.045 / 92.5% of Race Winner's Speed : 76.34 mph

**11c**

1	=	3	11c	1	<b>Nick Bedford</b>	Norton / Manx / (348)	8	12:41.194	74.88			1:33.442	76.24	2	1:33.922
2	▲2	72	11c	2	<b>John Cragg</b>	Manx / Norton / (350)	7	11:19.253	73.42	1 Lap	1 Lap	1:34.225	75.61	7	1:35.293
3	=	37	11c	3	<b>Cliff Ransley</b>	Norton / (350)	7	11:54.959	69.75	1 Lap	35.706	1:39.905	71.31	7	1:40.383
4	▼2	59	11c	4	<b>David Hebb</b>	Norton / Manx / (348)	7	11:54.986	69.75	1 Lap	0.027	1:39.445	71.64	2	1:40.078

11c - Best Lap : No.3 Nick Bedford - 1:33.442 / 92.5% of Race Winner's Speed : 69.26 mph

**11d**

1	=	55	11d	1	<b>Ben Kingham</b>	Vincent / Black-Shadow / (998)	8	11:31.476	82.43			1:25.091	83.73	8	1:25.335
2	▲3	26	11d	2	<b>Paul Stephen</b>	Norton / Manx / (500)	8	12:30.198	75.97	58.722	58.722	1:32.381	77.12	7	1:32.451
3	=	8	11d	3	<b>Jimmy May</b>	Norton / Manx / (498)	8	12:39.931	75.00	1:08.455	9.733	1:32.936	76.66	5	1:33.241
4	▲2	54	11d	4	<b>Brian Riley</b>	Norton / Daytona-Domiracer / (500)	7	12:45.985	65.11	1 Lap	1 Lap	1:44.905	67.91	7	1:45.445

11d - Best Lap : No.55 Ben Kingham - 1:25.091 / 92.5% of Race Winner's Speed : 76.24 mph

Leaders : No.4 Peter Bardell (1-2) / No.125 Glen English (3-8)

Start Time : 30/07 - 12:22:56 / Flag Time : 12:34:06 / End Time : 12:35:42

Best lap : No.125 Glen English 1:21.981 86.90 mph

Weather : Overcast Air : 17°C Track : Dry

Previous Event Record : No.57 Mike Smith 1:22.314 86.55 mph

Timekeeper *Dave Jones*

Clerk of Course *Bob*

Posting Time : **12:38**

Donington Park (GBR) 29-30/07/2023

Motor Sports Timing UK

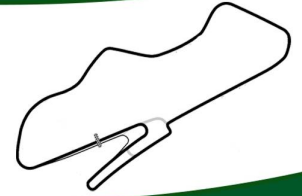
Apex Timing GoRacing **APEX**





# Donington Park

## 29th & 30th July 2023



Lansdowne (11a, b, c, d)

### Race 28 (Sunday)

#### Lap Chart

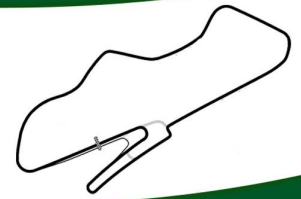
For information purposes. No official / regulatory value

	1	2	3	4	5	6	7	8	9	10	11	12	13	14	15	16	17	18	19	20	21	22	23	24	25	26	27	28	29	30	31	32	33	34	35		
Grid	<del>57</del>	<del>137</del>	<del>50</del>	<del>22</del>	<del>56</del>	<del>74</del>	<del>74</del>	<del>52</del>	<del>56</del>	<del>66</del>	<del>25</del>			<del>125</del>	<del>45</del>	<del>54</del>	<del>26</del>	<del>112</del>	<del>631</del>	<del>111</del>	<del>76</del>	<del>8</del>	<del>8</del>	<del>8</del>	<del>2</del>	<del>66</del>	<del>59</del>	<del>37</del>	<del>129</del>	<del>8</del>	<del>72</del>	<del>26</del>	<del>54</del>	<del>62</del>	<del>67</del>		
Start																																					
Lap 1 <small>Interval</small>	4	50 0.8	57 0.2	22 0.4	125 0.1	74 0.6	55 0.3	137 0.1	56 0.0	12 0.5	52 0.4	45 0.9	66 0.4	25 2.4	16 2.0	111 0.8	5 0.7	26 0.1	3 1.8	129 0.3	631 0.5	8 0.9	72 1.8	65 1.4	37 1.7	59 1.0	54 9.1										
Lap 2	<del>137</del>	125 1.2	57 0.2	50 0.3	22 0.5	137 2.2	74 0.0	56 0.2	55 0.2	12 0.1	52 0.5	66 3.5	45 1.1	25 4.4	16 1.5	111 1.6	5 1.7	26 1.9	<del>8</del>	26 0.8	3 0.6	129 1.7	8 1.1	72 2.7	65 3.7	37 4.4	59 0.1	54 19.4									
Lap 3	125	57 0.3	50 0.7	22 0.8	137 1.7	74 1.6	56 0.1	12 0.8	55 0.5	52 0.3	66 6.2	45 2.2	111 5.4	25 0.6	16 2.7	631 0.8	5 6.0	26 1.4	3 3.8	8 4.3	72 8.9	65 4.9	37 0.4	59 31.1													
Lap 4	125	57 0.2	50 0.5	22 0.6	137 1.9	74 3.5	56 1.1	12 0.1	55 0.1	52 0.4	66 8.8	45 3.6	111 5.2	25 1.0	16 1.3	631 3.6	5 7.4	26 3.0	3 2.9	8 8.0	72 11.3	65 6.2	37 1.1	59 36.0													
Lap 5	125	57 0.4	50 1.0	22 0.5	137 2.7	74 5.6	56 1.9	12 0.1	55 0.4	52 0.0	66 9.0	45 6.4	111 4.1	25 1.6	16 0.1	631 5.8	5 9.7	26 4.4	3 1.6	8 10.6	72 13.5	65 10.3	37 0.9	59 41.3													
Lap 6	125	57 0.5	50 3.0	22 0.0	137 2.9	74 6.9	56 1.1	55 0.7	12 0.3	52 0.6	66 9.5	45 8.5	111 4.9	25 0.1	16 1.6	631 8.3	5 10.4	26 6.3	3 0.4	8 12.9	72 14.2	65 15.0	59 0.6	54 46.0													
Lap 7	125	57 1.6	50 4.0	22 0.6	137 2.7	74 8.2	56 0.4	55 1.3	52 1.2	12 0.5	66 9.3	45 10.5	111 4.5	25 1.3	16 1.9	631 9.6	5 12.1	26 7.5	8 0.2	3 13.6	72 16.5	65 19.1	37 0.0	59 50.9													
Lap 8	125	57 2.6	50 4.8	22 0.1	137 2.7	74 10.2	56 0.9	55 1.2	52 0.5	12 0.4	66 8.3	45 8.8	111 4.5	25 1.7	16 1.3	631 11.5	5 14.0	26 9.7	8 1.2	3																	



# Donington Park

## 29th & 30th July 2023



Lansdowne (11a, b, c, d)

### Race 28 (Sunday) Analysis

For information purposes. No official / regulatory value

Laps	Lap Time
<b>No.3 Nick Bedford</b>	
1	1:40.936
2	1:33.442
3	1:34.098
4	1:34.388
5	1:34.236
6	1:34.575
7	1:33.922
8	1:35.597

<b>No.4 Peter Bardell</b>	
1	1:27.430
2	1:23.429

<b>No.5 Ian Lucas</b>	
1	1:38.968
2	1:33.870

<b>No.8 Jimmy May</b>	
1	1:42.891
2	1:34.409
3	1:35.069
4	1:33.473
5	1:32.936
6	1:33.325
7	1:33.241
8	1:34.587

<b>No.12 Ian Bain</b>	
1	1:30.912
2	1:25.288
3	1:25.842
4	1:25.996
5	1:26.874
6	1:26.193
7	1:27.088
8	1:25.107

<b>No.16 Martin Thrower</b>	
1	1:37.306
2	1:31.784
3	1:31.906
4	1:31.425
5	1:30.467
6	1:32.002
7	1:30.692
8	1:30.536

<b>No.22 Tony Perkin</b>	
1	1:28.960
2	1:24.304
3	1:24.312
4	1:23.664
5	1:23.211

Laps	Lap Time
6	1:24.471
7	1:24.684
8	1:23.815

<b>No.25 Mike Farrall</b>	
1	1:35.225
2	1:30.674
3	1:31.494
4	1:30.028
5	1:29.468
6	1:29.662
7	1:29.369
8	1:28.688

<b>No.26 Paul Stephen</b>	
1	1:39.082
2	1:34.598
3	1:33.341
4	1:32.843
5	1:32.750
6	1:32.752
7	1:32.381
8	1:32.451

<b>No.37 Cliff Ransley</b>	
1	1:47.926
2	1:40.383
3	1:42.269
4	1:40.823
5	1:41.995
6	1:41.658
7	1:39.905

<b>No.45 Seb Perez</b>	
1	1:32.323
2	1:29.105
3	1:29.921
4	1:29.784
5	1:29.885
6	1:28.745
7	1:28.364
8	1:28.740

<b>No.50 George Thomas</b>	
1	1:28.268
2	1:24.447
3	1:23.980
4	1:23.919
5	1:23.258
6	1:24.970
7	1:24.153
8	1:24.622

<b>No.52 Robin Stokes</b>	
1	1:31.386
2	1:25.347
3	1:26.175
4	1:25.726
5	1:26.840
6	1:26.269
7	1:25.887
8	1:25.096

<b>No.54 Brian Riley</b>	
1	1:58.131
2	1:49.799
3	1:54.287
4	1:46.466
5	1:46.952
6	1:45.445
7	1:44.905

<b>No.55 Ben Kingham</b>	
1	1:30.075
2	1:25.970
3	1:26.563
4	1:25.623
5	1:27.170
6	1:25.335
7	1:25.649
8	1:25.091

<b>No.56 Matthew Hebb</b>	
1	1:30.343
2	1:25.438
3	1:25.368
4	1:25.640
5	1:26.102
6	1:25.901
7	1:25.746
8	1:26.026

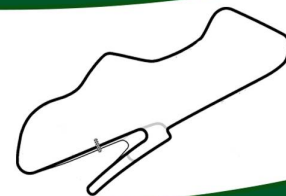
<b>No.57 Mike Smith</b>	
1	1:28.471
2	1:23.930
3	1:23.576
4	1:24.096
5	1:22.760
6	1:23.003
7	1:23.104
8	1:23.630

<b>No.59 David Hebb</b>	
1	1:49.001
2	1:39.445
3	1:42.587



# Donington Park

## 29th & 30th July 2023



Lansdowne (11a, b, c, d)

### Race 28 (Sunday) Analysis

For information purposes. No official / regulatory value

Laps	Lap Time
4	1:41.553
5	1:41.730
6	1:40.078
7	1:40.592

No.65 Ken Perch	
Laps	Lap Time
1	1:46.180
2	1:37.641
3	1:41.853
4	1:39.519
5	1:37.847
6	1:36.284
7	1:36.526

No.66 Richard Ellis	
Laps	Lap Time
1	1:32.769
2	1:27.531
3	1:28.822
4	1:28.383
5	1:27.042
6	1:26.700
7	1:26.321
8	1:30.489

No.72 John Cragg	
Laps	Lap Time
1	1:44.771
2	1:35.293
3	1:36.649
4	1:37.156
5	1:35.591
6	1:35.568
7	1:34.225

No.74 Jamie O'Brien	
Laps	Lap Time
1	1:29.760
2	1:25.791
3	1:25.401
4	1:26.974
5	1:26.876
6	1:25.159
7	1:25.045
8	1:34.710

No.111 Ian Austin	
Laps	Lap Time
1	1:38.185
2	1:29.277
3	1:29.312
4	1:29.591
5	1:28.849
6	1:29.504
7	1:29.299
8	1:29.210

No.125 Glen English	
Laps	Lap Time
1	1:29.133
2	1:22.974
3	1:23.505
4	1:24.197
5	1:22.577
6	1:22.939
7	1:21.981
8	1:22.592

No.129 Luke Bailey	
Laps	Lap Time
1	1:41.319
2	1:34.819

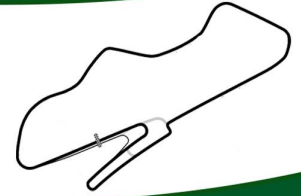
No.137 Daniel Jackson	
Laps	Lap Time
1	1:30.244
2	1:25.221
3	1:23.855
4	1:23.909
5	1:24.006
6	1:24.609
7	1:24.490
8	1:24.010

No.631 Angela Cragg	
Laps	Lap Time
1	1:41.897
2	1:28.979
3	1:29.249
4	1:28.685
5	1:28.226
6	1:27.816
7	1:27.818
8	1:28.785





# Donington Park 29th & 30th July 2023



Lansdowne (11a, b, c, d)

## Race 28 (Sunday) Starting Grid

Document 7

12		67	Gordon Russell Norton / Dominator / (600)	62	Neil Allman Norton / Manx / (499)	
11	54	Brian Riley Norton / Daytona-Domiracer / (500)	26	Paul Stephen Norton / Manx / (500)	72	John Cragg Manx / Norton / (350)
10	6	Freddie Sheene Norton / Manx / (500)	129	Luke Bailey Matchless / G50 / (500)	37	Cliff Ransley Norton / (350)
9	59	David Hebb Norton / Manx / (348)	65	Ken Perch Norton / Manx / (500)	2	Roger Ashby Norton / Manx / (500)
8	5	Ian Lucas Norton / Manx / (500)	8	Jimmy May Norton / Manx / (498)	3	Nick Bedford Norton / Manx / (348)
7	16	Martin Thrower Norton / Domiracer / (500)	111	Ian Austin Norton / Manx / (500)	631	Angela Cragg Manx / G50 / (499)
6	112	Stevan Radakovic BSA / Goldstar / (500)	25	Mike Farrall Norton / Manx / (500)	53	Richard Dawson Norton / Manx / (500)
5	45	Seb Perez Matchless / G50 / (500)	125	Glen English Matchless / G50 / (500)		
4	23	Luke Hedger Matchless / G50 / (496)	66	Richard Ellis Norton / Manx / (499)	55	Ben Kingham Vincent / Black-Shadow / (998)
3	52	Robin Stokes Norton / Manx / (499)	74	Jamie O'Brien Oakdene-Racing / Manx / (500)	12	Ian Bain Norton / 30M / (500)
2	56	Matthew Hebb Norton / Manx / (499)	22	Tony Perkin Norton / Manx / (500)	50	George Thomas Dunnell / Manx / (500)
1	137	Daniel Jackson Matchless / G50 / (500)	4	Peter Bardell Matchless / G50 / (500)	57	Mike Smith Manx / Norton / (500)

POLE POSITION

Start : 30/07 - 12:07 8 Laps = 15.832 miles

Timekeeper *Dave Jones*

Clerk of Course *Bob*

Posting Time : **18:06**

Donington Park (GBR) 29-30/07/2023

