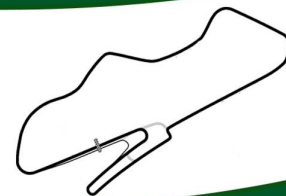




Donington Park

29th & 30th July 2023



Lansdowne (11a, b, c, d)

Race 18 (Saturday)

Results 6 Laps = 11.874 miles

Document 6

Rnk	No.	Class	Rnk	Rider	Entry	Laps	Time	mph	Gap	Interv.	Best lap	mph	In Lap	2nd Best
1	4	11a	1	Peter Bardell	Matchless / G50 / (500)	6	8:24.335	84.76			1:22.643	86.21	5	1:23.000
2	57	11a	2	Mike Smith	Manx / Norton / (500)	6	8:25.233	84.61	0.898	0.898	1:22.314	86.55	4	1:22.914
3	50	11a	3	George Thomas	Dunnell / Manx / (500)	6	8:28.715	84.03	4.380	3.482	1:23.252	85.58	5	1:23.632
4	22	11a	4	Tony Perkin	Norton / Manx / (500)	6	8:30.375	83.75	6.040	1.660	1:23.325	85.50	4	1:23.615
5	56	11b	1	Matthew Hebb	Norton / Manx / (499)	6	8:30.981	83.66	6.646	0.606	1:23.473	85.35	3	1:23.953
6	137	11a	5	Daniel Jackson	Matchless / G50 / (500)	6	8:31.158	83.63	6.823	0.177	1:23.165	85.67	4	1:23.560
7	12	11a	6	Ian Bain	Norton / 30M / (500)	6	8:40.707	82.09	16.372	9.549	1:24.852	83.96	5	1:25.492
8	74	11b	2	Jamie O'Brien	Oakdene-Racing / Manx / (500)	6	8:42.372	81.83	18.037	1.665	1:25.600	83.23	4	1:25.607
9	52	11d	1	Ben Kingham	Vincent / Black-Shadow / (998)	6	8:43.308	81.68	18.973	0.936	1:26.098	82.75	5	1:26.109
10	55	11d	1	Ben Kingham	Vincent / Black-Shadow / (998)	6	8:45.953	81.27	21.618	2.645	1:26.295	82.56	5	1:26.355
11	66	11b	4	Richard Ellis	Norton / Manx / (499)	6	8:50.905	80.52	26.570	4.952	1:26.317	82.54	4	1:26.901
12	45	11b	5	Seb Perez	Matchless / G50 / (500)	6	9:00.178	79.13	35.843	9.273	1:29.019	80.03	4	1:29.504
13	25	11b	6	Mike Farrall	Norton / Manx / (500)	6	9:08.407	77.95	44.072	8.229	1:29.343	79.74	4	1:29.579
14	53	11b	7	Richard Dawson	Norton / Manx / (500)	6	9:08.485	77.94	44.150	0.078	1:29.245	79.83	6	1:29.548
15	112	11d	2	Stevan Radakovic	BSA / Goldstar / (500)	6	9:08.630	77.91	44.295	0.145	1:29.371	79.72	6	1:30.231
16	631	11b	8	Angela Cragg	Manx / G50 / (499)	6	9:10.122	77.70	45.787	1.492	1:29.718	79.41	4	1:29.952
17	111	11b	9	Ian Austin	Norton / Manx / (500)	6	9:11.607	77.49	47.272	1.485	1:29.803	79.33	4	1:29.956
18	16	11b	10	Martin Thrower	Norton / Domiracer / (500)	6	9:28.751	75.16	1:04.416	17.144	1:32.216	77.26	5	1:32.688
19	5	11b	11	Ian Lucas	Norton / Manx / (500)	6	9:35.604	74.26	1:11.269	6.853	1:34.263	75.58	5	1:34.695
20	8	11d	3	Jimmy May	Norton / Manx / (498)	6	9:35.910	74.22	1:11.575	0.306	1:33.943	75.84	4	1:34.179
21	3	11c	1	Nick Bedford	Norton / Manx / (348)	6	9:36.286	74.18	1:11.951	0.376	1:33.938	75.84	4	1:34.119
22	23	11a	7	Luke Hedger	Matchless / G50 / (496)	6	9:44.493	73.13	1:20.158	8.207	1:27.475	81.44	4	1:29.422
23	2	11d	4	Roger Ashby	Norton / Manx / (500)	6	10:00.139	71.23	1:35.804	15.646	1:37.042	73.42	5	1:38.074
24	65	11b	12	Ken Perch	Norton / Manx / (500)	6	10:00.406	71.20	1:36.071	0.267	1:37.231	73.27	5	1:37.987
25	59	11c	2	David Hebb	Norton / Manx / (348)	5	8:28.639	70.03	1 Lap	1 Lap	1:38.643	72.22	4	1:39.794
26	37	11c	3	Cliff Ransley	Norton / (350)	5	8:29.294	69.94	1 Lap	0.655	1:39.104	71.89	5	1:39.434

Not Classified

125	11a		Glen English	Matchless / G50 / (500)	1	1:28.755	80.27	Retired			1:28.755	80.27	1	
129	11a		Luke Bailey	Matchless / G50 / (500)	1	1:45.847	67.31	Retired			1:45.847	67.31	1	

11a - Best Lap : No.57 Mike Smith - 1:22.314 / 92.5% of Race Winner's Speed : 78.40 mph

11b - Best Lap : No.56 Matthew Hebb - 1:23.473 / 92.5% of Race Winner's Speed : 77.38 mph

11d - Best Lap : No.55 Ben Kingham - 1:26.295 / 92.5% of Race Winner's Speed : 75.18 mph

11c - Best Lap : No.3 Nick Bedford - 1:33.938 / 92.5% of Race Winner's Speed : 68.61 mph

Leaders : No.4 Peter Bardell (1-6)

Start Time : 29/07 - 17:48:30 / Flag Time : 17:56:55 / End Time : 17:58:31

Best lap : No.57 Mike Smith 1:22.314 86.55 mph

Weather : Scattered cloud Air : 19°C Track : Dry

Previous Event Record : No.4 Peter Bardell 1:22.962 85.88 mph

Timekeeper *Dave Jones*

Clerk of Course *[Signature]*

Posting Time : **18:02**

Donington Park (GBR) 29-30/07/2023

Page 1 / 2

Motor Sports Timing UK

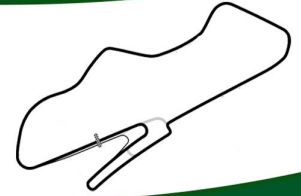
Apex Timing GoRacing **APEX**





Donington Park

29th & 30th July 2023



Lansdowne (11a, b, c, d)

Race 18 (Saturday)
Results 6 Laps = 11.874 miles

Document 6

Rnk	No.	Class	Rnk	Rider	Entry	Laps	Time	mph	Gap	Interv.	Best lap	mph	In Lap	2nd Best	
11a															
1	=	4	11a	1	Peter Bardell	Matchless / G50 / (500)	6	8:24.335	84.76		1:22.643	86.21	5	1:23.000	
2	=	57	11a	2	Mike Smith	Manx / Norton / (500)	6	8:25.233	84.61	0.898	0.898	1:22.314	86.55	4	1:22.914
3	=	50	11a	3	George Thomas	Dunnell / Manx / (500)	6	8:28.715	84.03	4.380	3.482	1:23.252	85.58	5	1:23.632
4	=	22	11a	4	Tony Perkin	Norton / Manx / (500)	6	8:30.375	83.75	6.040	1.660	1:23.325	85.50	4	1:23.615
5	=	137	11a	5	Daniel Jackson	Matchless / G50 / (500)	6	8:31.158	83.63	6.823	0.783	1:23.165	85.67	4	1:23.560
6	▲1	12	11a	6	Ian Bain	Norton / 30M / (500)	6	8:40.707	82.09	16.372	9.549	1:24.852	83.96	5	1:25.492
7	▲1	23	11a	7	Luke Hedger	Matchless / G50 / (496)	6	9:44.493	73.13	1:20.158	1:03.786	1:27.475	81.44	4	1:29.422

Not Classified

		125	11a		Glen English	Matchless / G50 / (500)	1	1:28.755	80.27	Retired		1:28.755	80.27	1	
		129	11a		Luke Bailey	Matchless / G50 / (500)	1	1:45.847	67.31	Retired		1:45.847	67.31	1	

11a - Best Lap : No.57 Mike Smith - 1:22.314 / 92.5% of Race Winner's Speed : 78.40 mph

11b															
1	=	56	11b	1	Matthew Hebb	Norton / Manx / (499)	6	8:30.981	83.66			1:23.473	85.35	3	1:23.953
2	▲1	74	11b	2	Jamie O'Brien	Oakdene-Racing / Manx / (500)	6	8:42.372	81.83	11.391	11.391	1:25.600	83.23	4	1:25.607
3	▼1	52	11b	3	Robin Stokes	Norton / Manx / (499)	6	8:43.308	81.68	12.327	0.936	1:26.098	82.75	5	1:26.109
4	=	66	11b	4	Richard Ellis	Norton / Manx / (499)	6	8:50.905	80.52	19.924	7.597	1:26.317	82.54	4	1:26.901
5	=	45	11b	5	Seb Perez	Matchless / G50 / (500)	6	9:00.178	79.13	29.197	9.273	1:29.019	80.03	4	1:29.504
6	▲2	25	11b	6	Mike Farrall	Norton / Manx / (500)	6	9:08.407	77.95	37.426	8.229	1:29.343	79.74	4	1:29.579
7	▼1	53	11b	7	Richard Dawson	Norton / Manx / (500)	6	9:08.485	77.94	37.504	0.078	1:29.245	79.83	6	1:29.548
8	▼1	631	11b	8	Angela Cragg	Manx / G50 / (499)	6	9:10.122	77.70	39.141	1.637	1:29.718	79.41	4	1:29.952
9	▲1	111	11b	9	Ian Austin	Norton / Manx / (500)	6	9:11.607	77.49	40.626	1.485	1:29.803	79.33	4	1:29.956
10	▲2	16	11b	10	Martin Thrower	Norton / Domiracer / (500)	6	9:28.751	75.16	57.770	17.144	1:32.216	77.26	5	1:32.688
11	▼2	5	11b	11	Ian Lucas	Norton / Manx / (500)	6	9:35.604	74.26	1:04.623	6.853	1:34.263	75.58	5	1:34.695
12	▼1	65	11b	12	Ken Perch	Norton / Manx / (500)	6	10:00.406	71.20	1:29.425	24.802	1:37.231	73.27	5	1:37.987

11b - Best Lap : No.56 Matthew Hebb - 1:23.473 / 92.5% of Race Winner's Speed : 77.38 mph

11c															
1	▲1	3	11c	1	Nick Bedford	Norton / Manx / (348)	6	9:36.286	74.18			1:33.938	75.84	4	1:34.119
2	▲1	59	11c	2	David Hebb	Norton / Manx / (348)	5	8:28.639	70.03	1 Lap	1 Lap	1:38.643	72.22	4	1:39.794
3	▲1	37	11c	3	Cliff Ransley	Norton / (350)	5	8:29.294	69.94	1 Lap	0.655	1:39.104	71.89	5	1:39.434

11c - Best Lap : No.3 Nick Bedford - 1:33.938 / 92.5% of Race Winner's Speed : 68.61 mph

11d															
1	=	55	11d	1	Ben Kingham	Vincent / Black-Shadow / (998)	6	8:45.953	81.27			1:26.295	82.56	5	1:26.355
2	=	112	11d	2	Stevan Radakovic	BSA / Goldstar / (500)	6	9:08.630	77.91	22.677	22.677	1:29.371	79.72	6	1:30.231
3	=	8	11d	3	Jimmy May	Norton / Manx / (498)	6	9:35.910	74.22	49.957	27.280	1:33.943	75.84	4	1:34.179
4	=	2	11d	4	Roger Ashby	Norton / Manx / (500)	6	10:00.139	71.23	1:14.186	24.229	1:37.042	73.42	5	1:38.074

11d - Best Lap : No.55 Ben Kingham - 1:26.295 / 92.5% of Race Winner's Speed : 75.18 mph

Leaders : No.4 Peter Bardell (1-6)

Start Time : 29/07 - 17:48:30 / Flag Time : 17:56:55 / End Time : 17:58:31 Best lap : No.57 Mike Smith 1:22.314 86.55 mph
Weather : Scattered cloud Air : 19°C Track : Dry Previous Event Record : No.4 Peter Bardell 1:22.962 85.88 mph

Timekeeper *Dave Jones* Clerk of Course *Bob* Posting Time : **18:02**

Donington Park (GBR) 29-30/07/2023

Page 2 / 2

Motor Sports Timing UK

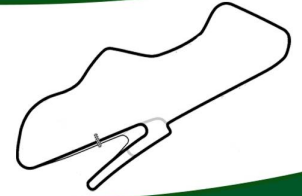
Apex Timing GoRacing **APEX**





Donington Park

29th & 30th July 2023



Lansdowne (11a, b, c, d)

Race 18 (Saturday)

Lap Chart

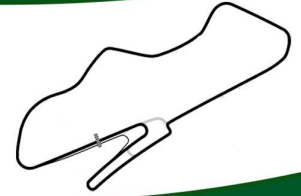
For information purposes. No official / regulatory value

	1	2	3	4	5	6	7	8	9	10	11	12	13	14	15	16	17	18	19	20	21	22	23	24	25	26	27	28	29	30	31	32	33	34	35	
Grid	X	56	57	50	22	137	125	74	52	55	74	23		66	45	53	X	112	631	25	X	X	111	74	X	66	X	59	26	54	76	37	62	67	129	
Start																																				
Lap 1 Interval	4	125 0.8	57 0.2	50 0.3	56 0.2	22 0.3	137 0.3	74 0.2	52 0.3	12 0.2	55 0.4	45 0.7	23 0.8	66 0.5	631 2.1	112 0.5	25 0.5	53 0.2	111 2.1	5 0.9	8 0.3	16 0.1	3 3.8	2 0.6	129 0.5	65 0.3	37 1.4	59 0.7								
Lap 2	4	57 1.7	50 0.3	56 0.3	22 1.2	137 0.5	52 1.0	12 0.1	74 0.8	55 0.1	45 3.8	66 0.2	112 5.1	25 0.4	631 0.4	53 0.2	111 0.6	23 0.0	5 6.7	16 1.6	8 0.4	3 1.0	65 7.7	2 1.2	59 2.1	37 0.1										
Lap 3	4	57 1.2	50 0.8	56 0.1	22 1.4	137 0.3	74 4.2	12 0.3	52 0.0	55 0.3	66 5.6	45 1.2	112 7.0	25 0.2	631 1.0	53 0.2	111 0.3	5 10.1	16 0.3	8 1.2	3 0.9	65 11.6	2 1.2	59 4.1	37 0.5	23 2.0										
Lap 4	4	57 0.5	50 2.2	56 0.4	22 0.8	137 0.2	74 6.6	12 0.8	52 0.7	55 0.2	66 5.2	45 3.9	25 7.6	112 0.6	631 0.7	53 0.0	111 0.5	16 13.3	5 2.0	8 0.4	3 0.9	23 15.1	65 1.2	2 0.6	59 1.7	37 4.0	13 1.3									
Lap 5	4	57 0.8	50 2.5	56 1.7	22 0.3	137 0.5	12 7.9	74 1.5	52 0.4	55 0.4	66 5.8	45 7.0	25 8.2	53 0.4	112 0.0	631 0.9	111 0.6	16 15.0	5 4.1	8 0.4	3 0.7	23 8.5	65 10.4	2 1.6	59 6.8	37 0.6										
Lap 6	4	57 0.8	50 3.4	22 1.6	56 0.6	137 0.1	12 9.5	74 1.6	52 0.9	55 2.6	66 4.9	45 9.2	25 8.2	53 0.0	112 0.1	631 1.4	111 1.4	16 17.1	5 6.8	8 0.3	3 0.3	23 8.2	2 15.6	65 0.2												



Donington Park

29th & 30th July 2023



Lansdowne (11a, b, c, d)

Race 18 (Saturday) Analysis

For information purposes. No official / regulatory value

Laps	Lap Time
No.2 Roger Ashby	
1	1:45.268
2	1:42.730
3	1:38.074
4	1:38.679
5	1:37.042
6	1:38.346

No.3 Nick Bedford	
1	1:44.582
2	1:34.445
3	1:34.119
4	1:33.938
5	1:34.142
6	1:35.060

No.4 Peter Bardell	
1	1:27.919
2	1:24.050
3	1:23.612
4	1:23.000
5	1:22.643
6	1:23.111

No.5 Ian Lucas	
1	1:40.213
2	1:35.720
3	1:34.695
4	1:35.107
5	1:34.263
6	1:35.606

No.8 Jimmy May	
1	1:40.589
2	1:37.425
3	1:34.179
4	1:33.943
5	1:34.325
6	1:35.449

No.12 Ian Bain	
1	1:31.216
2	1:26.031
3	1:27.007
4	1:26.109
5	1:24.852
6	1:25.492

No.16 Martin Throver	
1	1:40.739
2	1:36.834
3	1:33.397
4	1:32.688
5	1:32.216

Laps	Lap Time
6	1:32.877
No.22 Tony Perkin	
1	1:29.986
2	1:25.567
3	1:23.718
4	1:23.325
5	1:24.164
6	1:23.615

No.23 Luke Hedger	
1	1:33.150
2	1:36.046
3	2:03.650
4	1:29.422
5	1:27.475
6	1:34.750

No.25 Mike Farrall	
1	1:36.895
2	1:31.009
3	1:30.967
4	1:29.343
5	1:30.614
6	1:29.579

No.37 Cliff Ransley	
1	1:47.609
2	1:42.648
3	1:40.499
4	1:39.434
5	1:39.104

No.45 Seb Perez	
1	1:32.348
2	1:29.739
3	1:29.504
4	1:29.019
5	1:29.977
6	1:29.591

No.50 George Thomas	
1	1:29.411
2	1:24.626
3	1:23.632
4	1:23.685
5	1:23.252
6	1:24.109

No.52 Robin Stokes	
1	1:30.938
2	1:26.157
3	1:27.188
4	1:26.818
5	1:26.098

Laps	Lap Time
6	1:26.109
No.53 Richard Dawson	
1	1:37.099
2	1:31.488
3	1:31.515
4	1:29.590
5	1:29.548
6	1:29.245

No.55 Ben Kingham	
1	1:31.640
2	1:26.635
3	1:26.355
4	1:26.737
5	1:26.295
6	1:28.291

No.56 Matthew Hebb	
1	1:29.683
2	1:24.667
3	1:23.473
4	1:23.953
5	1:24.612
6	1:24.593

No.57 Mike Smith	
1	1:29.051
2	1:24.623
3	1:23.163
4	1:22.314
5	1:22.914
6	1:23.168

No.59 David Hebb	
1	1:48.403
2	1:41.710
3	1:40.089
4	1:38.643
5	1:39.794

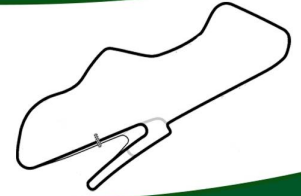
No.65 Ken Perch	
1	1:46.152
2	1:40.638
3	1:37.987
4	1:38.185
5	1:37.231
6	1:40.213

No.66 Richard Ellis	
1	1:33.698
2	1:28.598
3	1:28.006
4	1:26.317
5	1:26.901



Donington Park

29th & 30th July 2023



Lansdowne (11a,
b, c, d)

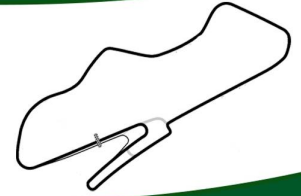
Race 18 (Saturday) Analysis

For information purposes. No official / regulatory value

Laps	Lap Time
6	1:27.385
No.74 Jamie O'Brien	
1	1:30.559
2	1:27.561
3	1:25.748
4	1:25.600
5	1:27.297
6	1:25.607
No.111 Ian Austin	
1	1:39.240
2	1:29.956
3	1:31.288
4	1:29.803
5	1:30.527
6	1:30.793
No.112 Stevan Radakovic	
1	1:36.330
2	1:31.132
3	1:31.155
4	1:30.231
5	1:30.411
6	1:29.371
No.125 Glen English	
1	1:28.755
No.129 Luke Bailey	
1	1:45.847
No.137 Daniel Jackson	
1	1:30.286
2	1:25.797
3	1:23.560
4	1:23.165
5	1:24.457
6	1:23.893
No.631 Angela Cragg	
1	1:35.830
2	1:32.527
3	1:31.530
4	1:29.718
5	1:30.565
6	1:29.952



Donington Park 29th & 30th July 2023



Lansdowne (11a, b, c, d)

Race 18 (Saturday) Starting Grid

Document 5

12		Luke Bailey 129 Matchless / G50 / (500)	Gordon Russell 67 Norton / Dominator / (600)
11	Neil Allman 62 Norton / Manx / (499)	Cliff Ransley 37 Norton / (350)	Martin Throver 16 Norton / Dominator / (500)
10	Brian Riley 54 Norton / Daytona-Dominator / (500)	Paul Stephen 26 Norton / Manx / (500)	David Hebb 59 Norton / Manx / (348)
9	Roger Ashby 2 Norton / Manx / (500)	Ken Perch 65 Norton / Manx / (500)	Nick Bedford 3 Norton / Manx / (348)
8	John Cragg 72 Manx / Norton / (350)	Ian Austin 111 Norton / Manx / (500)	Jimmy May 8 Norton / Manx / (498)
7	Ian Lucas 5 Norton / Manx / (500)	Mike Farrall 25 Norton / Manx / (500)	Angela Cragg 631 Manx / G50 / (499)
6	Stevan Radakovic 112 BSA / Goldstar / (500)	Freddie Sheene 6 Norton / Manx / (500)	Richard Dawson 53 Norton / Manx / (500)
5	Seb Perez 45 Matchless / G50 / (500)	Richard Ellis 66 Norton / Manx / (499)	
4	Luke Hedger 23 Matchless / G50 / (496)	Jamie O'Brien 74 Oakdene-Racing / Manx / (500)	Ben Kingham 55 Vincent / Black-Shadow / (998)
3	Robin Stokes 52 Norton / Manx / (499)	Ian Bain 12 Norton / 30M / (500)	Glen English 125 Matchless / G50 / (500)
2	Daniel Jackson 137 Matchless / G50 / (500)	Tony Perkin 22 Norton / Manx / (500)	George Thomas 50 Dunnell / Manx / (500)
1	Mike Smith 57 Manx / Norton / (500)	Matthew Hebb 56 Norton / Manx / (499)	Peter Bardell 4 Matchless / G50 / (500)

POLE POSITION

Start : 29/07 - 17:22 6 Laps = 11.874 miles

Timekeeper *Dave Jones*

Clerk of Course *Bob*

Posting Time : **15:25**

Donington Park (GBR) 29-30/07/2023

Motor Sports Timing UK

