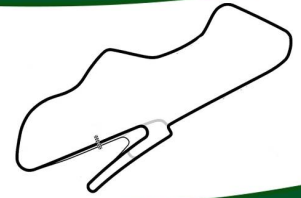




Donington Park

30th & 31st July 2022



Lansdowne (11a,11b,11c,11d)

Race 3 (Saturday)

Document 4

Results 6 Laps = 11.874 miles

Subject to scrutineering & sporting investigations

Rnk	No.	Class	Rnk	Rider	Entry	Laps	Time	mph	Gap	Interv.	Best lap	mph	In Lap	2nd Best	Spd	
1	▲3	50	11a	1	George Thomas	Dunnell / Manx / (500)	6	8:39.683	82.25		1:25.005	83.81	4	1:25.109	95.6	
2	▲1	12	11a	2	Ian Bain	Norton / 30M / (500)	6	8:40.298	82.16	0.615	1:24.671	84.14	6	1:25.224	98.3	
3	▼1	129	11a	3	Luke Bailey	Matchless / G50 / (500)	6	8:42.323	81.84	2.640	2.025	1:25.625	83.20	4	1:25.630	95.7
4	▲1	57	11b	1	Fernando Mendes	BSA / Goldstar / (500)	6	8:43.989	81.58	4.306	1.666	1:25.050	83.77	5	1:25.191	95.3
5	▼4	4	11a	4	Mike Hose	Matchless / G50 / (500)	6	8:45.139	81.40	5.456	1.150	1:25.412	83.41	4	1:25.682	96.7
6	▲1	56	11b	2	Matthew Hebb	Norton / Manx / (499)	6	8:45.546	81.34	5.863	0.407	1:25.683	83.15	4	1:26.202	94.7
7	▼1	68	11a	5	Michael Russell	Norton / Manx / (500)	6	8:46.803	81.14	7.120	1.257	1:26.170	82.68	5	1:26.314	94.5
8	▲3	55	11d	1	Ben Kingham	Vincent / Black-Shadow / (998)	6	8:50.953	80.51	11.270	4.150	1:25.844	82.99	3	1:27.252	99.1
9	▲30	52	11b	3	Robin Stokes	Norton / Manx / (499)	6	9:02.338	78.82	22.655	11.385	1:27.445	81.47	4	1:27.854	
10	=	61	11b	4	Steve Parrott	Norton / Manx / (500)	6	9:02.894	78.74	23.211	0.556	1:29.044	80.01	2	1:29.476	94.3
11	▲4	112	11d	2	Stevan Radakovic	BSA / Goldstar / (500)	6	9:06.391	78.23	26.708	3.497	1:29.303	79.78	2	1:29.829	91.3
12	▲10	49	11d	3	Richard Hann	Manx / Triton / (650)	6	9:10.382	77.67	30.699	3.991	1:29.333	79.75	5	1:30.054	94.7
13	▲8	45	11b	5	Seb Perez	Matchless / G50 / (500)	6	9:10.400	77.66	30.717	0.018	1:29.437	79.66	2	1:29.890	92.7
14	▲2	5	11b	6	Ian Lucas	Norton / Manx / (500)	6	9:13.496	77.23	33.813	3.096	1:30.394	78.81	2	1:30.531	91.7
15	▼3	67	11b	7	Gordon Russell	Norton / Manx / (499)	6	9:13.696	77.20	34.013	0.200	1:30.914	78.36	2	1:31.125	90.1
16	▲3	63	11b	8	Harry Cole	Norton / Manx / (500)	6	9:14.418	77.10	34.735	0.722	1:29.654	79.47	6	1:29.732	93.6
17	▼3	25	11b	9	Mike Farrall	Rudge / TTR / (585)	6	9:14.697	77.06	35.014	0.279	1:30.047	79.12	4	1:30.074	92.2
18	=	99	11b	10	Andrew Clews	Norton / Manx / (500)	6	9:15.256	76.99	35.573	0.559	1:30.838	78.43	5	1:30.934	96.6
19	▲1	17	11b	11	Stuart Tonge	Norton / Manx / (500)	6	9:18.484	76.54	38.801	3.228	1:30.960	78.32	5	1:31.350	95.6
20	▼3	33	11b	12	Andrew Glasgow	Norton / Manx / (500)	6	9:19.471	76.41	39.788	0.987	1:31.036	78.26	6	1:31.713	90.7
21	▼8	53	11b	13	Richard Dawson	Norton / Manx / (500)	6	9:24.808	75.68	45.125	5.337	1:32.106	77.35	4	1:32.136	91.8
22	▲4	8	11d	4	Jimmy May	Norton / 30M / (490)	6	9:26.935	75.40	47.252	2.127	1:32.289	77.20	4	1:32.316	87.6
23	▲1	6	11a	6	Barry Burrell	Manx / Norton / (500)	6	9:28.829	75.15	49.146	1.894	1:32.052	77.40	5	1:32.521	85.2
24	▼1	72	11c	1	John Cragg	Manx / 7R / (350)	6	9:33.897	74.48	54.214	5.068	1:33.792	75.96	2	1:34.157	85.5
25	▲3	65	11b	14	Ken Perch	Norton / Manx / (500)	6	9:51.029	72.33	1:11.346	17.132	1:35.552	74.56	2	1:36.039	90.2
26	▼1	24	11b	15	Brian Robson	Norton / Manx / (499)	6	9:52.830	72.11	1:13.147	1.801	1:35.427	74.66	2	1:36.934	84.0
27	▲5	209	11b	16	Mick Baldwin	Norton / Manx / (499)	6	9:55.104	71.83	1:15.421	2.274	1:35.702	74.44	6	1:35.731	90.4
28	▲6	39	11b	17	Alex Williams	Matchless / G50 / (500)	6	10:05.539	70.59	1:25.856	10.435	1:37.966	72.72	4	1:38.474	88.5
29	▲2	2	11d	5	Roger Ashby	Triumph / T100 / (650)	6	10:06.096	70.53	1:26.413	0.557	1:37.372	73.17	4	1:38.369	84.5
30	▼3	108	11b	18	Adam Wilson	Norton / Manx / (499)	6	10:06.127	70.52	1:26.444	0.031	1:38.059	72.65	6	1:38.688	90.6
31	▼1	59	11c	2	David Hebb	Norton / Manx / (348)	6	10:09.475	70.14	1:29.792	3.348	1:39.463	71.63	4	1:39.984	80.0
32	▲1	14	11c	3	Torsten Busch	Norton / Manx / (350)	6	10:17.606	69.21	1:37.923	8.131	1:40.367	70.98	4	1:40.638	80.7
33	▲3	37	11c	4	Cliff Ransley	Norton / (350)	5	8:48.250	67.43	1 Lap	1 Lap	1:41.822	69.97	2	1:43.667	77.7
34	▲3	26	11d	6	Paul Stephen	Norton / Manx / (350)	5	9:01.899	65.74	1 Lap	13.649	1:45.196	67.73	2	1:46.707	78.5
35	=	27	11d	7	Derek Bunning	Norton / Dominator / (600)	5	9:04.730	65.39	1 Lap	2.831	1:42.293	69.65	2	1:48.188	80.3
36	▲2	51	11b	19	Simon Hocking	Norton / 30m / (500)	5	9:17.067	63.95	1 Lap	12.337	1:47.865	66.05	2	1:49.424	89.1

No.52 Robin Stokes : Transponder not fitted or not working - Please fit to be included in future results / grids

Not Classified

22	11a			Tony Perkin	Norton / Manx / (500)	5	7:21.025	80.77	Retired		1:26.455	82.41	3	1:26.894	94.5
10	11d			Steven Linsdell	Royal-Enfield / Meteor / (700)	3	4:55.872	72.24	Retired		1:35.693	74.45	2	1:36.398	90.8
90	11a			Sam Clews	Norton / Manx / (499)	2	2:59.727	79.28	Retired		1:29.005	80.04	2	1:30.722	94.9

11a - Best Lap : No.12 Ian Bain - 1:24.671 / 92.5% of Race Winner's Speed : 76.09 mph

11b - Best Lap : No.57 Fernando Mendes - 1:25.050 / 92.5% of Race Winner's Speed : 75.46 mph

11d - Best Lap : No.55 Ben Kingham - 1:25.844 / 92.5% of Race Winner's Speed : 74.47 mph

11c - Best Lap : No.72 John Cragg - 1:33.792 / 92.5% of Race Winner's Speed : 68.90 mph

*** No 52 - Fit a working transponder to be included in future results / grids ***

Leaders : No.90 Sam Clews (1-1) / No.50 George Thomas (2-6)

Start Time : 30/07 - 13:17:30 / Flag Time : 13:26:09 / End Time : 13:27:47

Best lap : No.12 Ian Bain 1:24.671 84.14 mph

Weather : Overcast Air : 18°C Track : Dry

Previous Event Record : No.4 Mike Hose 1:24.797 84.02 mph

Timekeeper *David Jones*

Clerk of Course *J Green*

Posting Time : **13:30**

CRMC Donington 2022 (GBR) 30-31/07/2022

Page 1 / 2

Motor Sports Timing UK

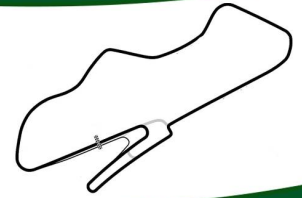
Apex Timing GoRacing





Donington Park

30th & 31st July 2022



Lansdowne (11a,11b,11c,11d)

Race 3 (Saturday) Starting Grid

Document 3

Subject to scrutineering & sporting investigations

14	631	Angela Cragg Norton / Dominator / (500)	-	111	Ian Austin BSA / Goldstar / (350)	-	52	Robin Stokes Norton / Manx / (499)	-	
13		51	Simon Hocking Norton / 30m / (500)	1:49.259	26	Paul Stephen Norton / Manx / (350)	1:47.759	37	Cliff Ransley Norton / (350)	1:46.658
12	27	Derek Bunning Norton / Dominator / (600)	1:43.984	39	Alex Williams Matchless / G50 / (500)	1:42.702	14	Torsten Busch Norton / Manx / (350)	1:41.956	
11		209	Mick Baldwin Norton / Manx / (499)	1:41.633	2	Roger Ashby Triumph / T100 / (650)	1:39.311	59	David Hebb Norton / Manx / (348)	1:38.983
10	10	Steven Linsdell Royal-Enfield / Meteor / (700)	1:38.922	65	Ken Perch Norton / Manx / (500)	1:38.246	108	Adam Wilson Norton / Manx / (499)	1:38.203	
9		8	Jimmy May Norton / 30M / (490)	1:37.283	24	Brian Robson Norton / Manx / (499)	1:36.345	6	Barry Burrell Manx / Norton / (500)	1:35.917
8	72	John Cragg Manx / 7R / (350)	1:33.448	49	Richard Hann Manx / Triton / (650)	1:33.317	45	Seb Perez Matchless / G50 / (500)	1:32.049	
7		17	Stuart Tonge Norton / Manx / (500)	1:31.915	63	Harry Cole Norton / Manx / (500)	1:31.629	99	Andrew Clews Matchless / G50 / (500)	1:31.584
6	33	Andrew Glasgow Norton / Manx / (500)	1:31.416	5	Ian Lucas Norton / Manx / (500)	1:31.210	112	Stevan Radakovic BSA / Goldstar / (500)	1:31.148	
5		25	Mike Farrall Rudge / TTR / (585)	1:31.060	53	Richard Dawson Norton / Manx / (500)	1:30.223			
4	67	Gordon Russell Norton / Manx / (499)	1:29.876	55	Ben Kingham Vincent / Black-Shadow / (998)	1:28.532	61	Steve Parrott Norton / Manx / (500)	1:27.923	
3		90	Sam Clews Norton / Manx / (499)	1:27.180	22	Tony Perkin Norton / Manx / (500)	1:26.602	56	Matthew Hebb Norton / Manx / (499)	1:26.277
2	68	Michael Russell Norton / Manx / (500)	1:26.211	57	Fernando Mendes BSA / Goldstar / (500)	1:26.061	50	George Thomas Dunnell / Manx / (500)	1:25.864	
1		12	Ian Bain Norton / 30M / (500)	1:25.514	129	Luke Bailey Matchless / G50 / (500)	1:25.391	4	Mike Hose Matchless / G50 / (500)	1:24.797

POLE POSITION



Start : 30/07 - 12:35 6 Laps = 11.874 miles

Timekeeper *Dave Jones*

Clerk of Course *J Green*

Posting Time : **10:28**

CRMC Donington 2022 (GBR) 30-31/07/2022

Page 1 / 1

Motor Sports Timing UK

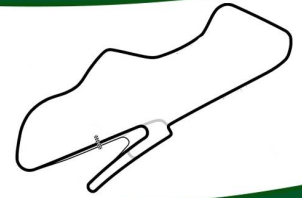
Apex Timing GoRacing





Donington Park

30th & 31st July 2022



Lansdowne (11a,11b,11c,11d)

Race 14 (Saturday)
Results 6 Laps = 11.874 miles

Document 8

Rnk	No.	Class	Rnk	Rider	Entry	Laps	Time	mph	Gap	Interv.	Best lap	mph	In Lap	2nd Best	Spd	
1	=	4	11a	1	Mike Hose	Matchless / G50 / (500)	6	8:30.325	83.76		1:23.396	85.43	3	1:23.493	94.7	
2	▲2	50	11a	2	George Thomas	Dunnell / Manx / (500)	6	8:36.970	82.69	6.645	1:23.936	84.88	3	1:24.974	96.6	
3	▲6	90	11a	3	Sam Clews	Norton / Manx / (499)	6	8:37.033	82.68	6.708	0.063	1:24.838	83.98	2	1:24.918	98.5
4	▼2	129	11a	4	Luke Bailey	Matchless / G50 / (500)	6	8:37.618	82.58	7.293	0.585	1:24.930	83.89	3	1:25.073	95.7
5	▲1	68	11a	5	Michael Russell	Norton / Manx / (500)	6	8:37.911	82.54	7.586	0.293	1:24.472	84.34	4	1:24.792	95.9
6	▼3	12	11a	6	Ian Bain	Norton / 30M / (500)	6	8:38.003	82.52	7.678	0.092	1:24.507	84.31	3	1:24.903	98.5
7	=	56	11b	1	Matthew Hebb	Norton / Manx / (499)	6	8:44.577	81.49	14.252	6.574	1:26.095	82.75	5	1:26.124	92.7
8	▼3	57	11b	2	Fernando Mendes	BSA / Goldstar / (500)	6	8:45.876	81.29	15.551	1.299	1:24.936	83.88	5	1:25.261	95.2
9	▲2	55	11d	1	Ben Kingham	Vincent / Black-Shadow / (998)	6	8:49.897	80.67	19.572	4.021	1:26.841	82.04	5	1:26.873	96.0
10	=	61	11b	3	Steve Parrott	Norton / Manx / (500)	6	8:50.297	80.61	19.972	0.400	1:26.929	81.96	4	1:27.079	95.5
11	▲11	49	11d	2	Richard Hann	Manx / Triton / (650)	6	9:06.810	78.17	36.485	16.513	1:29.725	79.40	5	1:29.861	94.9
12	▲2	25	11b	4	Mike Farrall	Rudge / TTR / (585)	6	9:07.079	78.14	36.754	0.269	1:29.021	80.03	5	1:29.763	91.1
13	▲8	45	11b	5	Seb Perez	Matchless / G50 / (500)	6	9:07.435	78.08	37.110	0.356	1:29.432	79.66	5	1:29.510	92.9
14	▲25	52	11b	6	Robin Stokes	Norton / Manx / (499)	6	9:08.591	77.92	38.266	1.156	1:27.589	81.34	3	1:27.959	92.8
15	▲4	63	11b	7	Harry Cole	Norton / Manx / (500)	6	9:11.020	77.58	40.695	2.429	1:29.574	79.54	6	1:29.954	92.1
16	▼3	53	11b	8	Richard Dawson	Norton / Manx / (500)	6	9:14.095	77.15	43.770	3.075	1:30.753	78.50	5	1:30.837	91.8
17	▲1	99	11b	9	Andrew Clews	Matchless / G50 / (500)	6	9:18.887	76.48	48.562	4.792	1:31.267	78.06	5	1:31.377	96.8
18	▼1	33	11b	10	Andrew Glasgow	Norton / Manx / (500)	6	9:19.479	76.40	49.154	0.592	1:31.430	77.92	3	1:31.533	89.8
19	▼3	5	11b	11	Ian Lucas	Norton / Manx / (500)	6	9:19.537	76.40	49.212	0.058	1:31.078	78.22	3	1:31.427	91.7
20	▲9	10	11d	3	David Tetley	Royal-Enfield / Meteor / (700)	6	9:26.822	75.41	56.497	7.285	1:32.782	76.79	5	1:32.901	93.1
21	▲3	6	11a	7	Barry Burrell	Manx / Norton / (500)	6	9:31.680	74.77	1:01.355	4.858	1:31.053	78.24	3	1:31.152	84.6
22	▲4	8	11d	4	Jimmy May	Norton / 30M / (490)	6	9:33.434	74.54	1:03.109	1.754	1:32.156	77.31	6	1:33.158	85.7
23	▲9	209	11b	12	Mick Baldwin	Norton / Manx / (499)	6	9:46.367	72.90	1:16.042	12.933	1:34.742	75.20	4	1:34.904	88.9
24	▲4	65	11b	13	Ken Perch	Norton / Manx / (500)	6	9:50.448	72.40	1:20.123	4.081	1:33.602	76.11	5	1:35.081	88.5
25	▼2	72	11c	1	John Cragg	Manx / 7R / (350)	6	9:50.796	72.35	1:20.471	0.348	1:35.670	74.47	4	1:35.988	84.2
26	▲8	39	11b	14	Alex Williams	Matchless / G50 / (500)	6	9:55.242	71.81	1:24.917	4.446	1:35.745	74.41	6	1:36.387	88.5
27	=	108	11b	15	Adam Wilson	Norton / Manx / (499)	6	9:56.448	71.67	1:26.123	1.206	1:36.354	73.94	6	1:37.877	90.8
28	▲3	2	11d	5	Roger Ashby	Triumph / T100 / (650)	6	9:57.776	71.51	1:27.451	1.328	1:36.570	73.77	4	1:36.809	83.8
29	▲1	59	11c	2	David Hebb	Norton / Manx / (348)	5	8:32.761	69.47	1 Lap	1 Lap	1:39.647	71.50	3	1:41.361	81.1
30	▲6	37	11c	3	Cliff Ransley	Norton / (350)	5	8:44.726	67.89	1 Lap	11.965	1:42.463	69.53	2	1:43.244	76.5
31	▲2	14	11c	4	Torsten Busch	Norton / Manx / (350)	5	8:56.078	66.45	1 Lap	11.352	1:43.661	68.73	5	1:44.979	79.6
32	▲6	51	11b	16	Simon Hocking	Norton / 30m / (500)	5	9:00.286	65.93	1 Lap	4.208	1:45.604	67.46	3	1:45.690	87.2
33	▲4	26	11d	6	Paul Stephen	Norton / Manx / (350)	5	9:01.056	65.84	1 Lap	0.770	1:45.689	67.41	3	1:45.892	77.7
Not Classified																
		112	11d		Stevan Radakovic	BSA / Goldstar / (500)	3	4:31.579	78.70	Retired		1:28.999	80.05	2	1:29.119	89.0
		17	11b		Stuart Tonge	Norton / Manx / (500)	1	1:40.331	71.01	Retired		1:40.331	71.01	1		95.2
		631	11b		Angela Cragg	Norton / Dominator / (500)	1	1:45.386	67.60	Retired		1:45.386	67.60	1		90.9
		27	11d		Derek Bunning	Norton / Dominator / (600)	1	1:53.278	62.89	Retired		1:53.278	62.89	1		75.5

- 11a - Best Lap : No.4 Mike Hose - 1:23.396 / 92.5% of Race Winner's Speed : 77.48 mph
- 11b - Best Lap : No.57 Fernando Mendes - 1:24.936 / 92.5% of Race Winner's Speed : 75.38 mph
- 11d - Best Lap : No.55 Ben Kingham - 1:26.841 / 92.5% of Race Winner's Speed : 74.62 mph
- 11c - Best Lap : No.72 John Cragg - 1:35.670 / 92.5% of Race Winner's Speed : 66.93 mph

Leaders : No.4 Mike Hose (1-6)

Start Time : 30/07 - 17:05:41 / Flag Time : 17:14:12 / End Time : 17:15:39
 Weather : Overcast Air : 19°C Track : Dry
 Best lap : No.4 Mike Hose 1:23.396 85.43 mph
 Previous Event Record : No.12 Ian Bain 1:24.671 84.14 mph

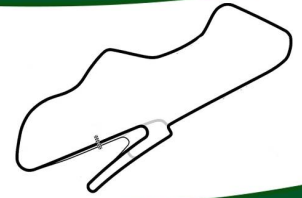
Timekeeper *David Jones* Clerk of Course *J Green* Posting Time : **17:17**





Donington Park

30th & 31st July 2022



Lansdowne
(11a,11b,11c,11d)

Race 24 (Sunday)
Results 7 Laps = 13.853 miles

Document 9

Rnk	No.	Class	Rnk	Rider	Entry	Laps	Time	mph	Gap	Interv.	Best lap	mph	In Lap	2nd Best	Spd	Penalty
1	▲5	68	11a	1	Michael Russell	Norton / Manx / (500)	7	9:46.156	85.08		1:22.320	86.55	7	1:22.523	97.1	
2	▲2	50	11a	2	George Thomas	Dunnell / Manx / (500)	7	9:57.241	83.50	11.085	1:24.046	84.77	6	1:24.138	96.6	
3	▲6	90	11a	3	Sam Clews	Norton / Manx / (499)	7	9:57.627	83.45	11.471	1:24.072	84.74	3	1:24.722	95.6	
4	▼2	129	11a	4	Luke Bailey	Matchless / G50 / (500)	7	10:05.256	82.40	19.100	1:25.442	83.38	3	1:25.593	93.9	
5	▲2	56	11b	1	Matthew Hebb	Norton / Manx / (499)	7	10:12.759	81.39	26.603	1:26.255	82.60	3	1:26.462	92.6	
6	▼1	57	11b	2	Fernando Mendes	BSA / Goldstar / (500)	7	10:15.910	80.97	29.754	1:26.824	82.06	3	1:26.905	92.2	
7	▲4	55	11d	1	Ben Kingham	Vincent / Black-Shadow / (998)	7	10:16.065	80.95	29.909	1:26.803	82.08	3	1:27.249	94.0	
8	▲31	52	11b	3	Robin Stokes	Norton / Manx / (499)	7	10:24.846	79.81	38.690	1:27.172	81.73	6	1:27.613	94.9	
9	▲1	61	11b	4	Steve Parrott	Norton / Manx / (500)	7	10:30.799	79.06	44.643	1:28.414	80.58	6	1:28.539	94.5	
10	▲12	49	11d	2	Richard Hann	Manx / Triton / (650)	7	10:40.436	77.87	54.280	1:29.855	79.29	6	1:30.226	94.4	
11	▼9	12	11a	5	Ian Bain	Norton / 30M / (500)	7	10:41.350	77.76	55.194	1:30.278	78.92	3	1:30.368	88.5	
12	▲1	53	11b	5	Richard Dawson	Norton / Manx / (500)	7	10:43.854	77.46	57.698	1:30.096	79.08	4	1:31.335	89.6	
13	▲16	10	11d	3	David Tetley	Royal-Enfield / Meteor / (700)	7	10:48.087	76.95	1:01.931	1:31.045	78.25	4	1:31.516	93.1	
14	=	25	11b	6	Mike Farrall	Rudge / TTR / (585)	7	10:48.132	76.95	1:01.976	1:29.713	79.41	6	1:30.172	90.2	
15	▲2	33	11b	7	Andrew Glasgow	Norton / Manx / (500)	7	10:52.847	76.39	1:06.691	1:31.695	77.70	6	1:32.056	88.8	
16	▲4	17	11b	8	Stuart Tonge	Norton / Manx / (500)	7	10:50.221	75.54	1:14.065	1:30.768	78.49	7	1:30.992	93.7	+10.000
17	▲6	72	11c	1	John Cragg	Manx / 7R / (350)	7	11:13.047	74.10	1:26.891	1:34.567	75.34	5	1:34.963	82.8	
18	▲9	108	11b	9	Adam Wilson	Norton / Manx / (499)	7	11:16.980	73.67	1:30.824	1:34.905	75.07	4	1:35.385	91.7	
19	▲13	209	11b	10	Mick Baldwin	Norton / Manx / (499)	7	11:17.618	73.60	1:31.462	1:35.291	74.76	7	1:35.311	90.9	
20	▲6	8	11d	4	Jimmy May	Norton / 30M / (490)	6	9:51.692	72.24	1 Lap	1:32.752	76.81	6	1:34.740	86.3	
21	▲14	27	11d	5	Derek Bunning	Norton / Dominator / (600)	6	9:58.424	71.43	1 Lap	1:36.290	73.99	5	1:38.071	85.1	
22	▲6	65	11b	11	Ken Perch	Norton / Manx / (500)	6	9:58.613	71.41	1 Lap	1:35.809	74.36	5	1:37.589	88.6	
23	▲7	59	11c	2	David Hebb	Norton / Manx / (348)	6	10:04.629	70.70	1 Lap	1:38.165	72.58	4	1:38.534	80.5	
24	▲9	14	11c	3	Torsten Busch	Norton / Manx / (350)	6	10:34.536	67.37	1 Lap	1:43.214	69.03	5	1:44.365	78.6	
25	▲11	37	11c	4	Cliff Ransley	Norton / (350)	6	10:39.352	66.86	1 Lap	1:43.521	68.82	5	1:44.894	74.6	
26	▲12	51	11b	12	Simon Hocking	Norton / 30m / (500)	6	10:43.980	66.38	1 Lap	1:44.871	67.93	2	1:45.665	88.6	

No.17 Stuart Tonge : Jump start

Not Classified

4	11a	Mike Hose	Matchless / G50 / (500)	6	8:24.842	84.67	Retired		1:22.751	86.09	4	1:23.176	97.3		
39	11b	Alex Williams	Matchless / G50 / (500)	5	8:17.012	71.67	Retired		1:35.023	74.98	5	1:35.485	87.8		
5	11b	Ian Lucas	Norton / Manx / (500)	2	3:08.136	75.74	Retired		1:32.321	77.17	2	1:35.815	90.9		
631	11b	Angela Cragg	Norton / Domiracer / (500)	1	1:44.863	67.94	Retired		1:44.863	67.94	1		89.1		
26	11d	Paul Stephen	Norton / Manx / (350)	1	1:54.865	62.02	Retired		1:54.865	62.02	1		75.5		
63	11b	Harry Cole	Norton / Manx / (500)	0			Retired								

11a - Best Lap : No.68 Michael Russell - 1:22.320 / 92.5% of Race Winner's Speed : 78.70 mph

11b - Best Lap : No.56 Matthew Hebb - 1:26.255 / 92.5% of Race Winner's Speed : 75.28 mph

11d - Best Lap : No.55 Ben Kingham - 1:26.803 / 92.5% of Race Winner's Speed : 74.88 mph

11c - Best Lap : No.72 John Cragg - 1:34.567 / 92.5% of Race Winner's Speed : 68.54 mph

Leaders : No.4 Mike Hose (1-2) / No.68 Michael Russell (3-7)

Start Time : 31/07 - 11:22:33 / Flag Time : 11:32:20 / End Time : 11:33:51

Best lap : No.68 Michael Russell 1:22.320 86.55 mph

Weather : Scattered cloud Air : 19°C Track : Dry

Previous Event Record : No.4 Mike Hose 1:23.396 85.43 mph

Timekeeper *David Jones*

Clerk of Course *J Green*

Posting Time : **11:35**

CRMC Donington 2022 (GBR) 30-31/07/2022

Page 1 / 2

Motor Sports Timing UK

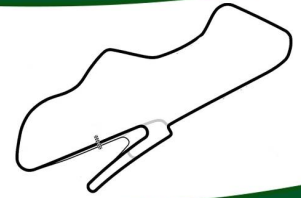
Apex Timing GoRacing





Donington Park

30th & 31st July 2022



Lansdowne
(11a,11b,11c,11d)

Race 36 (Sunday)

Document 10

Results 5 Laps = 9.895 miles

Rnk	No.	Class	Rnk	Rider	Entry	Laps	Time	mph	Gap	Interv.	Best lap	mph	In Lap	2nd Best	Spd	
1	▲5	68	11a	1	Michael Russell	Norton / Manx / (500)	5	6:59.927	84.83		1:22.071	86.81	4	1:22.430	98.0	
2	▲7	90	11a	2	Sam Clews	Norton / Manx / (499)	5	7:03.847	84.04	3.920	3.920	1:23.310	85.52	3	1:23.547	99.0
3	▲1	50	11a	3	George Thomas	Dunnell / Manx / (500)	5	7:04.059	84.00	4.132	0.212	1:23.550	85.27	5	1:23.614	97.1
4	▼2	129	11a	4	Luke Bailey	Matchless / G50 / (500)	5	7:11.908	82.48	11.981	7.849	1:24.685	84.13	5	1:24.927	95.6
5	▲2	56	11b	1	Matthew Hebb	Norton / Manx / (499)	5	7:13.485	82.18	13.558	1.577	1:25.538	83.29	3	1:25.664	94.8
6	▲5	55	11d	1	Ben Kingham	Vincent / Black-Shadow / (998)	5	7:13.650	82.14	13.723	0.165	1:25.528	83.30	5	1:25.716	97.8
7	▲1	22	11a	5	Tony Perkin	Norton / Manx / (500)	5	7:20.718	80.83	20.791	7.068	1:27.039	81.85	4	1:27.175	91.7
8	▲31	52	11b	2	Robin Stokes	Norton / Manx / (499)	5	7:22.016	80.59	22.089	1.298	1:26.069	82.78	5	1:26.629	94.7
9	▲13	49	11d	2	Richard Hann	Manx / Triton / (650)	5	7:27.551	79.59	27.624	5.535	1:27.607	81.32	5	1:27.785	94.5
10	=	61	11b	3	Steve Parrott	Norton / Manx / (500)	5	7:28.191	79.48	28.264	0.640	1:27.164	81.74	5	1:28.595	94.4
11	▼8	12	11a	6	Ian Bain	Norton / 30M / (500)	5	7:28.355	79.45	28.428	0.164	1:28.087	80.88	2	1:28.492	90.7
12	▼11	4	11a	7	Mike Hose	Matchless / G50 / (500)	5	7:33.575	78.54	33.648	5.220	1:26.752	82.12	2	1:26.945	93.9
13	▼1	67	11b	4	Gordon Russell	Norton / Manx / (499)	5	7:36.303	78.07	36.376	2.728	1:29.888	79.26	5	1:29.918	91.7
14	▲6	17	11b	5	Stuart Tonge	Norton / Manx / (500)	5	7:39.764	77.48	39.837	3.461	1:29.458	79.64	4	1:29.867	95.5
15	▲2	33	11b	6	Andrew Glasgow	Norton / Manx / (500)	5	7:43.726	76.82	43.799	3.962	1:30.527	78.70	5	1:30.722	91.4
16	▼2	25	11b	7	Mike Farrall	Rudge / TTR / (585)	5	7:51.586	75.54	51.659	7.860	1:32.348	77.15	4	1:32.447	88.6
17	▲24	631	11b	8	Angela Cragg	Norton / Domiracer / (500)	5	7:59.083	74.35	59.156	7.497	1:33.557	76.15	2	1:33.701	90.6
18	▲14	209	11b	9	Mick Baldwin	Norton / Manx / (499)	5	8:01.267	74.02	1:01.340	2.184	1:33.924	75.85	4	1:33.981	90.9
19	▲8	108	11b	10	Adam Wilson	Norton / Manx / (499)	5	8:04.917	73.46	1:04.990	3.650	1:34.432	75.44	4	1:35.039	92.7
20	▲15	27	11d	3	Derek Bunning	Norton / Dominator / (600)	5	8:04.921	73.46	1:04.994	0.004	1:35.260	74.79	4	1:35.390	86.9
21	▲7	65	11b	11	Ken Perch	Norton / Manx / (500)	5	8:06.728	73.19	1:06.801	1.807	1:34.569	75.34	4	1:35.396	88.9
22	▲1	72	11c	1	John Cragg	Manx / 7R / (350)	5	8:07.191	73.12	1:07.264	0.463	1:35.591	74.53	4	1:35.651	83.6
23	▲11	39	11b	12	Alex Williams	Matchless / G50 / (500)	5	8:19.332	71.34	1:19.405	12.141	1:37.041	73.42	4	1:37.642	87.6
24	▲6	59	11c	2	David Hebb	Norton / Manx / (348)	5	8:34.468	69.24	1:34.541	15.136	1:41.812	69.98	4	1:41.865	79.5
25	▲8	14	11c	3	Torsten Busch	Norton / Manx / (350)	4	6:59.132	67.99	1 Lap	1 Lap	1:42.744	69.34	2	1:43.420	79.7
26	▲12	51	11b	13	Simon Hocking	Norton / 30m / (500)	4	7:03.161	67.34	1 Lap	4.029	1:42.503	69.50	2	1:44.878	87.8
27	▲9	37	11c	4	Cliff Ransley	Norton / (350)	4	7:04.120	67.19	1 Lap	0.959	1:43.258	69.00	2	1:44.666	75.6

Not Classified

	10	11d		David Tetley	Royal-Enfield / Meteor / (700)	4	6:10.880	76.84	Retired		1:30.463	78.75	3	1:30.730	93.9
	53	11b		Richard Dawson	Norton / Manx / (500)	4	6:11.619	76.68	Retired		1:30.586	78.65	4	1:31.640	93.2
	57	11b		Fernando Mendes	BSA / Goldstar / (500)	3	4:24.304	80.87	Retired		1:26.483	82.38	3	1:26.590	90.4

11a - Best Lap : No.68 Michael Russell - 1:22.071 / 92.5% of Race Winner's Speed : 78.47 mph

11b - Best Lap : No.56 Matthew Hebb - 1:25.538 / 92.5% of Race Winner's Speed : 76.01 mph

11d - Best Lap : No.55 Ben Kingham - 1:25.528 / 92.5% of Race Winner's Speed : 75.98 mph

11c - Best Lap : No.72 John Cragg - 1:35.591 / 92.5% of Race Winner's Speed : 67.63 mph

Leaders : No.90 Sam Clews (1-1) / No.50 George Thomas (2-2) / No.68 Michael Russell (3-5)

Start Time : 31/07 - 16:31:04 / Flag Time : 16:38:04 / End Time : 16:39:39

Best lap : No.68 Michael Russell 1:22.071 86.81 mph

Weather : Scattered cloud Air : 19°C Track : Dry

Previous Event Record : No.68 Michael Russell 1:22.320 86.55 mph

Timekeeper *David Jones*

Clerk of Course *J Green*

Posting Time : **16:41**

CRMC Donington 2022 (GBR) 30-31/07/2022

Page 1 / 2

Motor Sports Timing UK

Apex Timing GoRacing

