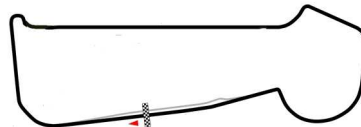




Snetterton  
28th & 29th Sept 2019



**Lansdowne Series** **Participants (25 Riders)** **Document 1**

No.	Rider	Machine	Class
3	Nick Bedford	Manx / Norton / (499)	11b
5	Ian Lucas	Norton / Manx / (500)	11b
6	Peter Bardell	Matchless / (500)	11a
9	Tim Jackson	AJS / (350)	11c
12	Steve Radakovic	BSA / Goldstar / (500)	11d
17	Stuart Tonge	Norton / Manx / (500)	11b
22	Tony Perkin	Norton / Manx / (500)	11b
25	Mike Farrall	Rudge / 500 / (500)	11d
28	Jimmy May	Manx / Norton / (350)	11c
32	Kevin Rushworth	Triumph / (650)	11d
50	George Thomas	Dunnell / Manx / (500)	11b
51	Fernando Mendes	BSA / Goldstar / (500)	11d
52	Robin Stokes	Norton / Manx / (500)	11b
54	Cliff Ransley	Norton / Manx / (350)	11c
60	Roger Skipp	Matchless / G50 / (500)	11b
61	Steve Parrott	Manx / Norton / (500)	11b
63	Harry Cole	Manx / Norton / (500)	11b
64	Chris Bassett	Norton / Manx / (500)	11b
65	Kenneth Perch	Norton / (500)	11b
67	Gordon Russell	Norton / (500)	11b
68	Michael Russell	Norton / Manx / (500)	11a
79	Keith Clarke	Norton / Manx / (500)	11a
98	Peter Carr	Norton / Manx / (500)	11b
108	Adam Wilson	Norton / Manx / (500)	11b
209	Mick Baldwin	AJS / 7R / (349)	11c

Timekeeper(s): *A.S. Lovatt* Clerk: *GAC*

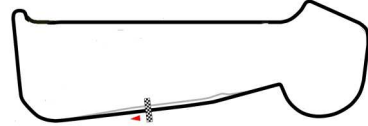
Snetterton (2.00 miles) (GB) 28-29/09/2019

Sports Timing Systems





Snetterton   
28th & 29th Sept 2019



# Lansdowne Series

## Qualifying Practice (Saturday) Results

### Document 3.1

Rnk	No.	Class	Rider	Machine	Laps	Best lap	mph	In Lap	Gap	Interv.	2nd Best
1	68	11a	Michael Russell	Norton / Manx / (500)	7	1:28.931	80.96	6			1:28.962
2	6	11a	Peter Bardell	Matchless / (500)	7	1:30.158	79.86	7	1.227	1.227	1:30.372
3	22	11b	Tony Perkin	Norton / Manx / (500)	7	1:31.681	78.53	5	2.750	1.523	1:33.016
4	52	11b	Robin Stokes	Norton / Manx / (500)	7	1:32.043	78.22	5	3.112	0.362	1:32.753
5	79	11a	Keith Clarke	Norton / Manx / (500)	7	1:32.316	77.99	7	3.385	0.273	1:32.881
6	64	11b	Chris Bassett	Norton / Manx / (500)	6	1:32.655	77.71	4	3.724	0.339	1:33.244
7	50	11b	George Thomas	Dunnell / Manx / (500)	7	1:33.313	77.16	5	4.382	0.658	1:33.490
8	67	11b	Gordon Russell	Norton / (500)	5	1:33.979	76.61	5	5.048	0.666	1:34.491
9	61	11b	Steve Parrott	Manx / Norton / (500)	6	1:34.581	76.13	6	5.650	0.602	1:35.789
10	3	11b	Nick Bedford	Manx / Norton / (499)	6	1:35.055	75.75	6	6.124	0.474	1:35.854
11	98	11b	Peter Carr	Norton / Manx / (500)	6	1:35.327	75.53	3	6.396	0.272	1:35.333
12	51	11d	Fernando Mendes	BSA / Goldstar / (500)	5	1:35.544	75.36	4	6.613	0.217	1:35.675
13	63	11b	Harry Cole	Manx / Norton / (500)	6	1:37.859	73.58	6	8.928	2.315	1:41.880
14	108	11b	Adam Wilson	Norton / Manx / (500)	6	1:37.981	73.48	5	9.050	0.122	1:38.364
15	5	11b	Ian Lucas	Norton / Manx / (500)	6	1:38.526	73.08	2	9.595	0.545	1:39.022
16	25	11d	Mike Farrall	Rudge / 500 / (500)	6	1:38.678	72.96	6	9.747	0.152	1:39.021
17	16	11b	Roger Munsey	Norton / Manx / (500)	6	1:39.077	72.67	4	10.146	0.399	1:39.659
18	65	11b	Kenneth Perch	Norton / (500)	6	1:40.616	71.56	2	11.685	1.539	1:41.309
19	17	11b	Stuart Tonge	Matchless / (500)	4	1:41.012	71.28	4	12.081	0.396	1:44.231
20	9	11c	Tim Jackson	AJS / (350)	6	1:44.486	68.91	6	15.555	3.474	1:46.047
21	12	11d	Steve Radakovic	BSA / Goldstar / (500)	1	1:46.004	67.92	1	17.073	1.518	
22	28	11c	Jimmy May	Manx / Norton / (350)	6	1:48.709	66.23	5	19.778	2.705	1:49.139
23	54	11c	Cliff Ransley	Norton / Manx / (350)	6	1:49.286	65.88	5	20.355	0.577	1:49.840
24	60	11b	Roger Skipp	Matchless / G50 / (500)	6	1:49.855	65.54	2	20.924	0.569	1:49.979
25	32	11d	Kevin Rushworth	Triumph / (650)	6	1:50.532	65.14	4	21.601	0.677	1:50.555

Start Time : 28/09 - 10:40:45 / Flag Time : 10:50:46 / End Time : 10:52:23

Best lap : No.68 Michael Russell 1:28.931 80.96 mph

Weather : Sunny Air : 14°C Track : Dry

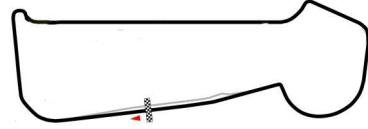
Timekeeper(s): *A.S. Lovatt* Clerk: *[Signature]*

Snetterton (2.00 miles) (GB) 28-29/09/2019





Snetterton   
28th & 29th Sept 2019



# Lansdowne Series

## Race 9 (Saturday) Starting Grid

Document 4.1

### POLE POSITION

1	68	Michael Russell Norton / Manx / (500)	1:28.931	6	Peter Bardell Matchless / (500)	1:30.158	22	Tony Perkin Norton / Manx / (500)	1:31.681
2	52	Robin Stokes Norton / Manx / (500)	1:32.043	79	Keith Clarke Norton / Manx / (500)	1:32.316	64	Chris Bassett Norton / Manx / (500)	1:32.655
3	50	George Thomas Dunnell / Manx / (500)	1:33.313	67	Gordon Russell Norton / (500)	1:33.979	61	Steve Parrott Manx / Norton / (500)	1:34.581
4	3	Nick Bedford Manx / Norton / (499)	1:35.055	98	Peter Carr Norton / Manx / (500)	1:35.327	51	Fernando Mendes BSA / Goldstar / (500)	1:35.544
5	X	-	-	63	Harry Cole Manx / Norton / (500)	1:37.859	108	Adam Wilson Norton / Manx / (500)	1:37.981
6	5	Ian Lucas Norton / Manx / (500)	1:38.526	25	Mike Farrall Rudge / 500 / (500)	1:38.678	16	Roger Munsey Norton / Manx / (500)	1:39.077
7	65	Kenneth Perch Norton / (500)	1:40.616	17	Stuart Tonge Matchless / (500)	1:41.012	9	Tim Jackson AJS / (350)	1:44.486
8	12	Steve Radakovic BSA / Goldstar / (500)	1:46.004	28	Jimmy May Manx / Norton / (350)	1:48.709	54	Cliff Ransley Norton / Manx / (350)	1:49.286
9	60	Roger Skipp Matchless / G50 / (500)	1:49.855	32	Kevin Rushworth Triumph / (650)	1:50.532	209	Mick Baldwin AJS / 7R / (349)	-

Start : 28/09 - 15:23 7 Laps = 14.000 miles

Snetterton (2.00 miles) (GB) 28-29/09/2019  
Sports Timing Systems

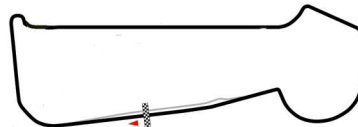
Page 1 / 1

Apex Timing 





Snetterton   
28th & 29th Sept 2019



# Lansdowne Series

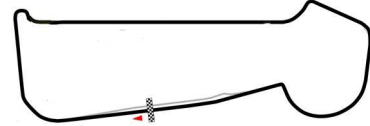
## Qualifying Practice (Saturday) Analysis

For information purposes. No official / regulatory value

Laps	Lap Time	Laps	Lap Time	Laps	Lap Time
<b>No.3 Nick Bedford</b>		<b>No.25 Mike Farrall</b>		<b>No.60 Roger Skipp</b>	
1	1:42.201	7	1:33.852	6	1:50.068
2	1:37.154	1	1:50.911	1	1:55.342
3	1:36.400	2	1:40.429	2	1:49.855
4	1:35.854	3	1:39.485	3	1:49.979
5	1:36.050	4	1:39.021	4	1:50.636
6	1:35.055	5	1:39.312	5	1:53.051
<b>No.5 Ian Lucas</b>		6	1:38.678	6	1:50.949
1	1:49.357	<b>No.28 Jimmy May</b>		<b>No.61 Steve Parrott</b>	
2	1:38.526	1	2:00.029	1	1:51.201
3	1:39.022	2	1:53.085	2	1:39.998
4	1:39.610	3	1:51.187	3	1:37.582
5	1:39.364	4	1:49.742	4	1:36.723
6	1:40.636	5	1:48.709	5	1:35.789
<b>No.6 Peter Bardell</b>		6	1:49.139	6	1:34.581
1	1:39.156	<b>No.32 Kevin Rushworth</b>		<b>No.63 Harry Cole</b>	
2	1:34.415	1	1:56.046	1	1:55.333
3	1:30.842	2	1:54.247	2	1:48.598
4	1:30.372	3	1:53.755	3	1:56.609
5	1:30.598	4	1:50.532	4	1:45.273
6	1:32.543	5	1:50.868	5	1:41.880
7	1:30.158	6	1:50.555	6	1:37.859
<b>No.9 Tim Jackson</b>		<b>No.50 George Thomas</b>		<b>No.64 Chris Basset</b>	
1	1:59.039	1	1:39.868	1	1:40.309
2	1:51.496	2	1:35.614	2	1:33.971
3	1:47.912	3	1:35.798	3	1:33.405
4	1:46.047	4	1:33.783	4	1:32.655
5	1:46.254	5	1:33.313	5	1:33.244
6	1:44.486	6	1:33.490	6	1:34.972
<b>No.12 Steve Radakovic</b>		7	1:35.230	<b>No.65 Kenneth Perch</b>	
1	1:46.004	<b>No.51 Fernando Mendes</b>		1	1:48.735
<b>No.16 Roger Munsey</b>		1	1:37.055	2	1:40.616
1	1:51.045	2	1:35.675	3	1:43.587
2	1:43.276	3	1:35.937	4	1:41.309
3	1:39.659	4	1:35.544	5	1:43.294
4	1:39.077	5	1:36.211	6	1:43.104
5	1:43.791	<b>No.52 Robin Stokes</b>		<b>No.67 Gordon Russell</b>	
6	1:41.848	1	1:42.999	1	1:41.912
<b>No.17 Stuart Tonge</b>		2	1:36.486	2	1:35.389
1	2:07.817	3	1:34.891	3	1:34.662
2	1:46.228	4	1:33.784	4	1:34.491
3	1:44.231	5	1:32.043	5	1:33.979
4	1:41.012	6	1:33.197	<b>No.68 Michael Russell</b>	
<b>No.22 Tony Perkin</b>		7	1:32.753	1	1:41.111
1	1:43.699	<b>No.54 Cliff Ransley</b>		2	1:32.465
2	1:35.369	1	1:58.954	3	1:30.961
3	1:34.508	2	1:51.231	4	1:29.298
4	1:33.566	3	1:51.254	5	1:29.592
5	1:31.681	4	1:49.840	6	1:28.931
6	1:33.016	5	1:49.286	7	1:28.962



Snetterton   
28th & 29th Sept 2019



## Lansdowne Series

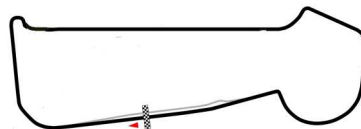
### Qualifying Practice (Saturday) Analysis

For information purposes. No official / regulatory value

Laps	Lap Time
<b>No.79 Keith Clarke</b>	
1	1:44.195
2	1:34.031
3	1:33.735
4	1:33.726
5	1:32.881
6	1:33.646
7	1:32.316
<b>No.98 Peter Carr</b>	
1	1:42.924
2	1:38.796
3	1:35.327
4	1:35.802
5	1:35.798
6	1:35.333
<b>No.108 Adam Wilson</b>	
1	1:48.823
2	1:41.500
3	1:38.629
4	1:38.364
5	1:37.981
6	1:41.402



Snetterton  
28th & 29th Sept 2019



# Lansdowne Series

## Race 9 (Saturday)

Document 7

Results 7 Laps = 14.000 miles

Rnk	No.	Class	Rnk	Rider	Machine	Laps	Time	mph	Gap	Interv.	Best lap	mph	In Lap	2nd Best	
<b>11a</b>															
1	▲1	6	11a	1	Peter Bardell	Matchless / (500)	7	10:30.279	79.96		1:27.693	82.10	7	1:28.260	
2	▼1	68	11a	2	Michael Russell	Norton / Manx / (500)	7	10:30.509	79.94	0.230	0.230	1:27.700	82.10	7	1:28.231
3	=	79	11a	3	Keith Clarke	Norton / Manx / (500)	7	10:47.752	77.81	17.473	17.243	1:30.603	79.47	4	1:30.718

11a - Best Lap : No.6 Peter Bardell - 1:27.693 / 92.5% of Race Winner's Speed : 73.97 mph

<b>11b</b>															
1	▲2	64	11b	1	Chris Bassett	Norton / Manx / (500)	7	10:52.778	77.21			1:31.793	78.44	5	1:31.859
2	▲2	50	11b	2	George Thomas	Dunnell / Manx / (500)	7	10:52.792	77.21	0.014	0.014	1:31.752	78.47	6	1:31.817
3	▼1	52	11b	3	Robin Stokes	Norton / Manx / (500)	7	10:57.793	76.62	5.015	5.001	1:31.855	78.38	4	1:32.401
4	▲2	61	11b	4	Steve Parrott	Manx / Norton / (500)	7	10:58.143	76.58	5.365	0.350	1:32.339	77.97	5	1:32.494
5	▲3	98	11b	5	Peter Carr	Norton / Manx / (500)	7	11:03.869	75.92	11.091	5.726	1:33.314	77.16	6	1:33.373
6	▼1	67	11b	6	Gordon Russell	Norton / (500)	7	11:10.028	75.22	17.250	6.159	1:33.547	76.97	6	1:33.592
7	=	3	11b	7	Nick Bedford	Manx / Norton / (499)	7	11:27.469	73.31	34.691	17.441	1:35.671	75.26	2	1:35.922
8	▲6	17	11b	8	Stuart Tonge	Matchless / (500)	7	11:34.685	72.55	41.907	7.216	1:37.139	74.12	6	1:37.237
9	=	63	11b	9	Harry Cole	Manx / Norton / (500)	7	11:36.848	72.33	44.070	2.163	1:36.572	74.56	7	1:37.487
10	=	108	11b	10	Adam Wilson	Norton / Manx / (500)	7	11:44.156	71.58	51.378	7.308	1:38.207	73.31	3	1:38.263
11	▲2	65	11b	11	Kenneth Perch	Norton / (500)	7	12:07.634	69.27	1:14.856	23.478	1:40.060	71.96	2	1:41.430
12	▲3	60	11b	12	Roger Skipp	Matchless / G50 / (500)	6	10:58.217	65.63	1 Lap	1 Lap	1:45.826	68.04	2	1:48.100

### Not Classified

		22	11b		Tony Perkin	Norton / Manx / (500)	5	7:49.492	76.68	Retired		1:31.963	78.29	4	1:32.011
		16	11b		Roger Munsey	Norton / Manx / (500)	2	3:29.741	68.66	Retired		1:39.086	72.66	2	1:44.762
		5	11b		Ian Lucas	Norton / Manx / (500)	1	1:45.866	68.01	Retired		1:40.166	71.88	1	

11b - Best Lap : No.50 George Thomas - 1:31.752 / 92.5% of Race Winner's Speed : 71.42 mph

<b>11c</b>															
1	=	9	11c	1	Tim Jackson	AJS / (350)	6	10:30.894	68.47			1:42.878	69.99	5	1:43.212
2	=	28	11c	2	Jimmy May	Manx / Norton / (350)	6	11:00.897	65.37	30.003	30.003	1:47.345	67.07	5	1:47.606
3	=	54	11c	3	Cliff Ransley	Norton / Manx / (350)	6	11:21.807	63.36	50.913	20.910	1:51.606	64.51	4	1:51.622

11c - Best Lap : No.9 Tim Jackson - 1:42.878 / 92.5% of Race Winner's Speed : 63.34 mph

<b>11d</b>															
1	=	51	11d	1	Fernando Mendes	BSA / Goldstar / (500)	7	11:11.967	75.00			1:33.904	76.67	6	1:34.358
2	=	25	11d	2	Mike Farrall	Rudge / 500 / (500)	7	11:34.622	72.56	22.655	22.655	1:36.220	74.83	7	1:37.085
3	▲1	32	11d	3	Kevin Rushworth	Triumph / (650)	6	10:58.503	65.60	1 Lap	1 Lap	1:46.440	67.64	2	1:48.057

11d - Best Lap : No.51 Fernando Mendes - 1:33.904 / 92.5% of Race Winner's Speed : 69.38 mph

Leaders : No.6 Peter Bardell (1-7)

Start Time : 28/09 - 15:59:19 / Flag Time : 16:09:49 / End Time : 16:11:27

Best lap : No.6 Peter Bardell 1:27.693 82.10 mph

Weather : Cloudy Air : 14°C Track : Dry

Previous Event Record : No.68 Michael Russell 1:28.931 80.96 mph

Timekeeper(s): *A.S. Lovatt* Clerk: *GAC*

Snetterton (2.00 miles) (GB) 28-29/09/2019

Page 1 / 1

Sports Timing Systems

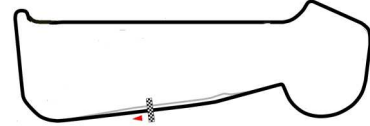
Apex Timing





# Snetterton

28th & 29th Sept 2019



## Lansdowne Series

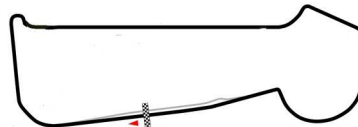
### Race 9 (Saturday) Lap Chart

For information purposes. No official / regulatory value

	1	2	3	4	5	6	7	8	9	10	11	12	13	14	15	16	17	18	19	20	21	22	23	24	25	26	27
<b>Grid</b>	68	6	22	52	79	64	50	67	61	3	98	51	X	63	108	5	25	16	65	17	9	X	28	54	60	32	<del>209</del>
<b>Start</b>	68	108	6	22	52	64	79	50	61	67	3	98	51	25	5	16	65	63	17	9	32	60	28	54			
<b>Lap 1</b> <small>Interval</small>	6	68 1.5	50 0.3	64 0.4	22 0.7	79 0.2	52 0.2	61 0.7	98 0.7	67 0.0	51 1.4	3 2.0	X 0.2	108 2.4	17 0.0	63 0.8	25 0.0	65 1.3	16 0.1	9 3.1	60 1.6	32 0.8	28 2.3	54 3.3			
<b>Lap 2</b>	6	68 1.3	50 2.1	64 0.5	79 0.1	22 1.5	52 0.1	61 0.8	98 1.6	67 2.2	51 0.1	3 3.3	17 5.5	63 1.2	25 0.8	X 0.7	108 0.6	65 0.1	9 7.2	60 3.4	32 1.4	28 5.6	54 5.7				
<b>Lap 3</b>	6	68 0.3	50 6.3	64 0.1	79 0.2	22 1.8	52 0.0	61 1.2	98 2.8	67 4.0	51 0.2	3 8.5	17 2.3	63 0.7	25 1.2	108 1.7	65 5.4	9 6.9	60 9.6	32 0.1	28 6.3	54 9.6					
<b>Lap 4</b>	6	68 0.2	79 8.2	50 1.3	64 0.4	52 1.4	22 0.0	61 1.8	98 3.8	67 5.2	51 0.0	3 10.6	17 3.5	63 0.5	25 0.7	108 2.8	65 8.6	9 9.1	60 14.2	32 0.9	28 6.0	54 12.4					
<b>Lap 5</b>	6	68 0.4	79 10.5	50 2.4	64 0.3	X 1.6	52 0.3	61 1.8	98 5.4	67 5.7	51 0.3	3 12.1	17 4.8	63 0.7	25 0.2	108 4.6	65 12.4	9 9.1	32 21.4	60 1.0	28 3.1	54 16.8					
<b>Lap 6</b>	6	68 0.2	79 13.2	50 3.1	64 0.4	52 3.0	61 2.1	98 5.4	67 6.0	51 0.6	3 14.4	17 5.9	25 0.9	63 1.8	108 4.9	65 16.8	X 8.9	60 27.3	X 0.2	X 2.3	54 20.9						
<b>Lap 7</b>	6	68 0.2	79 17.2	64 5.0	50 0.0	52 5.0	61 0.3	98 5.7	67 6.1	51 1.9	3 15.5	25 7.1	17 0.0	63 2.1	108 7.3	65 23.4											



Snetterton   
28th & 29th Sept 2019



# Lansdowne Series

## Race 9 (Saturday) Analysis

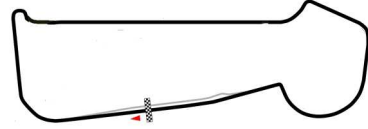
For information purposes. No official / regulatory value

Laps	Lap Time	Laps	Lap Time	Laps	Lap Time
<b>No.3 Nick Bedford</b>		<b>No.28 Jimmy May</b>		<b>No.61 Steve Parrott</b>	
1	1:40.905	1	1:51.304	5	1:51.171
2	1:35.671	2	1:49.766	6	1:48.100
3	1:41.196	3	1:48.756	1	1:37.010
4	1:36.757	4	1:48.794	2	1:32.494
5	1:36.152	5	1:47.345	3	1:32.995
6	1:36.134	6	1:47.606	4	1:32.499
7	1:35.922	<b>No.32 Kevin Rushworth</b>		5	1:32.339
<b>No.5 Ian Lucas</b>		1	1:49.760	6	1:33.224
1	1:40.166	2	1:46.440	7	1:33.216
<b>No.6 Peter Bardell</b>		3	1:48.057	<b>No.63 Harry Cole</b>	
1	1:34.488	4	1:49.147	1	1:43.092
2	1:30.167	5	1:49.138	2	1:39.014
3	1:29.257	6	1:49.425	3	1:37.487
4	1:29.303	<b>No.50 George Thomas</b>		4	1:37.742
5	1:28.260	1	1:35.204	5	1:37.744
6	1:28.476	2	1:31.817	6	1:39.169
7	1:27.693	3	1:32.501	7	1:36.572
<b>No.9 Tim Jackson</b>		4	1:32.365	<b>No.64 Chris Bassett</b>	
1	1:47.355	5	1:31.835	1	1:35.899
2	1:44.023	6	1:31.752	2	1:31.863
3	1:43.212	7	1:33.568	3	1:32.164
4	1:43.674	<b>No.51 Fernando Mendes</b>		4	1:32.613
5	1:42.878	1	1:38.515	5	1:31.793
6	1:43.289	2	1:34.358	6	1:31.859
<b>No.16 Roger Munsey</b>		3	1:36.080	7	1:33.078
1	1:44.762	4	1:34.598	<b>No.65 Kenneth Perch</b>	
2	1:39.086	5	1:34.635	1	1:44.642
<b>No.17 Stuart Tonge</b>		6	1:33.904	2	1:40.060
1	1:41.919	7	1:34.839	3	1:43.503
2	1:38.588	<b>No.52 Robin Stokes</b>		4	1:41.430
3	1:38.010	1	1:37.209	5	1:42.877
4	1:37.920	2	1:32.422	6	1:43.576
5	1:37.515	3	1:32.571	7	1:45.646
6	1:37.139	4	1:31.855	<b>No.67 Gordon Russell</b>	
7	1:37.237	5	1:32.401	1	1:37.741
<b>No.22 Tony Perkin</b>		6	1:32.926	2	1:35.599
1	1:37.197	7	1:35.010	3	1:36.056
2	1:32.799	<b>No.54 Cliff Ransley</b>		4	1:34.717
3	1:32.591	1	1:54.070	5	1:34.394
4	1:31.963	2	1:52.171	6	1:33.547
5	1:32.011	3	1:52.649	7	1:33.592
<b>No.25 Mike Farrall</b>		4	1:51.606	<b>No.68 Michael Russell</b>	
1	1:43.653	5	1:51.787	1	1:37.056
2	1:39.811	6	1:51.622	2	1:30.034
3	1:37.942	<b>No.60 Roger Skipp</b>		3	1:28.231
4	1:37.175	1	1:48.603	4	1:29.206
5	1:37.230	2	1:45.826	5	1:28.416
6	1:37.085	3	1:49.359	6	1:28.295
7	1:36.220	4	1:48.276	7	1:27.700





Snetterton  
28th & 29th Sept 2019



## Lansdowne Series

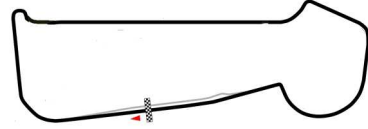
### Race 9 (Saturday) Analysis

For information purposes. No official / regulatory value

Laps	Lap Time
<b>No.79 Keith Clarke</b>	
1	1:36.610
2	1:31.032
3	1:32.336
4	1:30.603
5	1:30.718
6	1:31.020
7	1:31.693
<b>No.98 Peter Carr</b>	
1	1:37.298
2	1:33.373
3	1:34.220
4	1:33.542
5	1:33.863
6	1:33.314
7	1:33.444
<b>No.108 Adam Wilson</b>	
1	1:46.365
2	1:42.162
3	1:38.207
4	1:38.263
5	1:39.103
6	1:39.169
7	1:38.976



Snetterton   
28th & 29th Sept 2019



# Lansdowne Series

## Race 20 (Sunday) Starting Grid

Document 5

### POLE POSITION

1	68	Michael Russell Norton / Manx / (500)	1:28.931	6	Peter Bardell Matchless / (500)	1:30.158	22	Tony Perkin Norton / Manx / (500)	1:31.681
2	52	Robin Stokes Norton / Manx / (500)	1:32.043	79	Keith Clarke Norton / Manx / (500)	1:32.316	64	Chris Bassett Norton / Manx / (500)	1:32.655
3	50	George Thomas Dunnell / Manx / (500)	1:33.313	67	Gordon Russell Norton / (500)	1:33.979	61	Steve Parrott Manx / Norton / (500)	1:34.581
4	3	Nick Bedford Manx / Norton / (499)	1:35.055	98	Peter Carr Norton / Manx / (500)	1:35.327	51	Fernando Mendes BSA / Goldstar / (500)	1:35.544
5	X	-	-	63	Harry Cole Manx / Norton / (500)	1:37.859	108	Adam Wilson Norton / Manx / (500)	1:37.981
6	5	Ian Lucas Norton / Manx / (500)	1:38.526	25	Mike Farrall Rudge / 500 / (500)	1:38.678	16	Roger Munsey Norton / Manx / (500)	1:39.077
7	65	Kenneth Perch Norton / (500)	1:40.616	17	Stuart Tonge Matchless / (500)	1:41.012	9	Tim Jackson AJS / (350)	1:44.486
8	12	Steve Radakovic BSA / Goldstar / (500)	1:46.004	28	Jimmy May Manx / Norton / (350)	1:48.709	54	Cliff Ransley Norton / Manx / (350)	1:49.286
9	60	Roger Skipp Matchless / G50 / (500)	1:49.855	32	Kevin Rushworth Triumph / (650)	1:50.532	209	Mick Baldwin AJS / 7R / (349)	-

Start : 29/09 - 10:05 6 Laps = 12.000 miles

Snetterton (2.00 miles) (GB) 28-29/09/2019

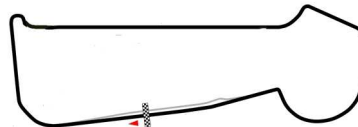
Sports Timing Systems

Page 1 / 1

Apex Timing 



Snetterton  
28th & 29th Sept 2019



# Lansdowne Series

## Race 20 (Sunday)

Document 8

Results 6 Laps = 12.000 miles

Rnk	No.	Class	Rnk	Rider	Machine	Laps	Time	mph	Gap	Interv.	Best lap	mph	In Lap	2nd Best
<b>11a</b>														
1	68	11a	1	Michael Russell	Norton / Manx / (500)	6	10:58.589	65.59			1:47.641	66.89	3	1:47.915
2	79	11a	2	Keith Clarke	Norton / Manx / (500)	6	11:06.655	64.80	8.066	8.066	1:47.158	67.19	6	1:48.249
3	6	11a	3	Peter Bardell	Matchless / (500)	6	11:47.959	61.02	49.370	41.304	1:54.026	63.14	6	1:55.841

11a - Best Lap : No.79 Keith Clarke - 1:47.158 / 92.5% of Race Winner's Speed : 60.68 mph

<b>11b</b>														
1	50	11b	1	George Thomas	Dunnell / Manx / (500)	6	11:10.326	64.45			1:49.503	65.75	6	1:49.517
2	64	11b	2	Chris Bassett	Norton / Manx / (500)	6	11:28.227	62.77	17.901	17.901	1:51.854	64.37	3	1:52.405
3	17	11b	3	Stuart Tonge	Matchless / (500)	6	11:48.200	61.00	37.874	19.973	1:53.425	63.48	6	1:55.418
4	61	11b	4	Steve Parrott	Manx / Norton / (500)	6	11:53.669	60.53	43.343	5.469	1:55.674	62.24	5	1:56.682
5	52	11b	5	Robin Stokes	Norton / Manx / (500)	6	12:03.825	59.68	53.499	10.156	1:55.871	62.14	6	1:57.672
6	98	11b	6	Peter Carr	Norton / Manx / (500)	6	12:03.894	59.68	53.568	0.069	1:57.077	61.50	6	1:57.351
7	16	11b	7	Roger Munsey	Norton / Manx / (500)	6	12:17.371	58.59	1:07.045	13.477	1:58.167	60.93	6	1:59.898
8	65	11b	8	Kenneth Perch	Norton / (500)	6	13:07.481	54.86	1:57.155	50.110	2:06.980	56.70	2	2:07.612
9	60	11b	9	Roger Skipp	Matchless / G50 / (500)	5	11:19.003	53.02	1 Lap	1 Lap	2:09.120	55.76	3	2:10.795

**Not Classified**

	67	11b		Gordon Russell	Norton / (500)	3	5:49.916	61.73	Retired		1:52.607	63.94	3	1:54.612
	3	11b		Nick Bedford	Manx / Norton / (499)	3	6:16.958	57.30	Retired		2:02.154	58.94	2	2:02.357
	108	11b		Adam Wilson	Norton / Manx / (500)	2	4:28.229	53.69	Retired		2:06.197	57.05	2	2:15.845
	5	11b		Ian Lucas	Norton / Manx / (500)	1	2:21.991	50.71	Retired		2:15.703	53.06	1	

11b - Best Lap : No.50 George Thomas - 1:49.503 / 92.5% of Race Winner's Speed : 59.61 mph

<b>11c</b>														
1	54	11c	1	Cliff Ransley	Norton / Manx / (350)	5	11:06.788	53.99			2:08.882	55.87	3	2:10.211

**Not Classified**

	28	11c		Jimmy May	Manx / Norton / (350)	3	7:02.146	51.17	Retired		2:14.723	53.44	3	2:16.188
--	----	-----	--	-----------	-----------------------	---	----------	-------	---------	--	----------	-------	---	----------

11c - Best Lap : No.54 Cliff Ransley - 2:08.882 / 92.5% of Race Winner's Speed : 49.94 mph

<b>11d</b>														
1	12	11d	1	Steve Radakovic	BSA / Goldstar / (500)	6	11:57.907	60.17			1:56.494	61.81	6	1:56.653

**Not Classified**

	25	11d		Mike Farrall	Rudge / 500 / (500)	4	8:01.768	59.78	Retired		1:56.171	61.98	3	1:56.562
--	----	-----	--	--------------	---------------------	---	----------	-------	---------	--	----------	-------	---	----------

11d - Best Lap : No.25 Mike Farrall - 1:56.171 / 92.5% of Race Winner's Speed : 55.66 mph

Leaders : No.68 Michael Russell (1-6)

Start Time : 29/09 - 13:33:45 / Flag Time : 13:44:43 / End Time : 13:46:52

Best lap : No.79 Keith Clarke 1:47.158 67.19 mph

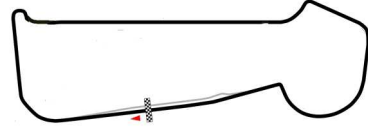
Weather : Cloudy Air : 14°C Track : Wet

Event Record : No.6 Peter Bardell 1:27.693 82.10 mph

Timekeeper(s): *A.S. Lovatt* Clerk: *[Signature]*

Snetterton (2.00 miles) (GB) 28-29/09/2019





# Lansdowne Series

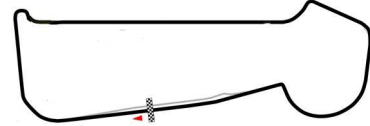
## Race 20 (Sunday) Lap Chart

For information purposes. No official / regulatory value

	1	2	3	4	5	6	7	8	9	10	11	12	13	14	15	16	17	18	19	20	21	22	23	24	25	26	27
<b>Grid</b>	68	6	<del>22</del>	52	79	64	50	67	61	3	98	<del>51</del>	<del>X</del>	<del>63</del>	108	5	25	16	65	17	<del>X</del>	12	28	54	60	<del>32</del>	<del>209</del>
<b>Start</b>	68	6	79	64	52	50	61	67	3	98	25	16	108	5	65	17	12	28	60	54							
<b>Lap 1</b> <small>Interval</small>	68	50 3.8	6 0.2	79 0.7	64 1.3	67 1.0	61 5.1	17 0.1	52 1.7	98 1.2	3 0.3	12 1.1	16 0.1	16 0.4	65 5.7	<del>X</del> 3.1	108 0.0	54 2.0	28 7.1	60 0.3							
<b>Lap 2</b>	68	50 5.6	79 2.3	67 5.2	6 0.4	64 0.1	17 7.8	61 0.2	25 1.9	52 2.0	12 0.5	98 1.3	16 1.7	3 1.0	65 11.1	<del>108</del> 2.4	54 7.8	60 9.2	28 2.1								
<b>Lap 3</b>	68	50 10.0	79 0.9	64 6.9	<del>67</del> 0.1	6 8.8	61 4.1	17 0.1	25 1.0	12 3.9	98 1.1	52 0.2	<del>X</del> 7.5	16 0.4	65 16.0	54 11.5	60 9.4	<del>28</del> 7.7									
<b>Lap 4</b>	68	79 11.3	50 0.2	64 11.3	6 15.4	17 1.2	61 1.9	<del>25</del> 0.4	12 2.9	98 2.6	52 2.9	16 6.9	65 31.8	54 7.4	60 8.6												
<b>Lap 5</b>	68	79 10.3	50 1.3	64 14.9	6 18.1	17 0.8	61 2.2	12 4.4	98 5.4	52 1.1	16 11.2	65 37.7	<del>54</del> 9.8	<del>60</del> 12.2													
<b>Lap 6</b>	68	79 8.0	50 3.6	64 17.9	6 19.7	17 0.2	61 5.4	12 4.2	52 5.9	98 0.0	16 13.4	65 50.1															



Snetterton   
28th & 29th Sept 2019



# Lansdowne Series

## Race 20 (Sunday) Analysis

For information purposes. No official / regulatory value

Laps	Lap Time	Laps	Lap Time	Laps	Lap Time
<b>No.3 Nick Bedford</b>		<b>No.52 Robin Stokes</b>		<b>No.6</b>	
1	2:07.158	1	2:05.626		1:49.442
2	2:02.154	2	2:00.184	<b>No.79 Keith Clarke</b>	
3	2:02.357	3	1:59.494	1	1:56.367
<b>No.5 Ian Lucas</b>		4	2:00.845	2	1:51.727
1	2:15.703	5	1:57.672	3	1:50.697
<b>No.6 Peter Bardell</b>		6	1:55.871	4	1:48.249
1	1:56.565	<b>No.54 Cliff Ransley</b>		5	1:48.472
2	1:58.149	1	2:15.594	6	1:47.158
3	2:00.968	2	2:11.944	<b>No.98 Peter Carr</b>	
4	1:59.367	3	2:08.882	1	2:05.660
5	1:55.841	4	2:11.620	2	2:00.867
6	1:54.026	5	2:10.211	3	1:57.351
<b>No.12 Steve Radakovic</b>		<b>No.60 Roger Skipp</b>		4	1:58.183
1	2:05.446	1	2:23.035	5	1:59.441
2	1:57.939	2	2:13.734	6	1:57.077
3	1:57.481	3	2:09.120	<b>No.108 Adam Wilson</b>	
4	1:56.748	4	2:10.795	1	2:15.845
5	1:56.653	5	2:13.784	2	2:06.197
6	1:56.494	<b>No.61 Steve Parrott</b>			
<b>No.16 Roger Munsey</b>		1	2:02.849		
1	2:06.906	2	1:58.084		
2	2:00.504	3	1:56.895		
3	2:03.785	4	1:58.472		
4	1:59.898	5	1:55.674		
5	2:01.946	6	1:56.682		
6	1:58.167	<b>No.64 Chris Bassett</b>			
<b>No.17 Stuart Tonge</b>		1	1:57.561		
1	2:01.386	2	1:56.258		
2	1:57.701	3	1:51.854		
3	1:57.250	4	1:52.870		
4	1:56.366	5	1:53.177		
5	1:55.418	6	1:52.405		
6	1:53.425	<b>No.65 Kenneth Perch</b>			
<b>No.25 Mike Farrall</b>		1	2:12.243		
1	2:05.352	2	2:06.980		
2	1:56.562	3	2:07.612		
3	1:56.171	4	2:15.746		
4	1:57.701	5	2:07.791		
<b>No.28 Jimmy May</b>		6	2:10.535		
1	2:23.092	<b>No.67 Gordon Russell</b>			
2	2:16.188	1	1:57.655		
3	2:14.723	2	1:54.612		
<b>No.50 George Thomas</b>		3	1:52.607		
1	1:55.095	<b>No.68 Michael Russell</b>			
2	1:50.420	1	1:54.582		
3	1:52.018	2	1:48.546		
4	1:49.517	3	1:47.641		
5	1:49.529	4	1:47.915		
6	1:49.503	5	1:49.516		