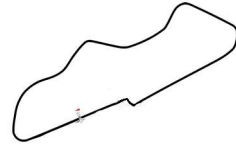




Donington Park

3rd - 4th August 2019



Lansdowne Cup

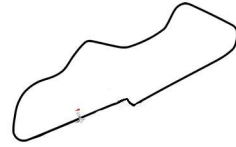
Participants (42 Riders)

Document 1

No.	Rider	Machine	Class
X			
2	Roger Ashby	AJS / (500)	11b
4	Charlie Williams	Norton / (500)	11b
5	Ian Lucas	Norton / Manx / (500)	11b
6	Peter Bardell	Matchless / (500)	11a
7	Duncan Fitchett	Savage / Manx / (500)	11a
10	Nick Roberts	Norton / Manx / (500)	11b
12	Ian Bain	Norton / (500)	11a
16	Roger Munsey	Norton Manx / G50 / (500)	11b
17	Stuart Tonge	Norton / (500)	11b
21	Glen English	Manx / Norton / (500)	11a
22	Tony Perkin	Norton / Manx / (500)	11b
24	Brian Robson	Norton / Manx / (500)	11b
25	Mike Farrall	Rudge / 500 / (500)	11c
27	Derek Bunning	Matchless / (500)	11b
28	Jimmy May	Manx / Norton / (350)	11c
42	Andy Hornby	Manx / Norton / (500)	11a
45	Sebastian Perez	Matchless / (500)	11b
47	Robert Lusk	AJS / 7R / (350)	11c
49	Richard Hann	Norton / (500)	11b
50	George Thomas	Dunnell / Manx / (500)	11a
51	Fernando Mendes	BSA / Goldstar / (500)	11d
52	Robin Stokes	Norton / Manx / (500)	11b
54	Cliff Ransley	Norton / Manx / (350)	11c
59	David Hebb	Norton / Manx / (500)	11c
60	Roger Skipp	Matchless / G50 / (500)	11b
61	Steve Parrott	Manx / Norton / (500)	11b
63	Harry Cole	Manx / Norton / (500)	11b
64	Chris Bassett	Norton / Manx / (500)	11b
65	Kenneth Perch	Norton / (500)	11b
67	Gordon Russell	Norton / (500)	11b
68	Michael Russell	Norton / Manx / (500)	11a
73	Steve Pond	Velocette / (500)	11d
90	Sam Clews	ACR / Manx / (499)	11a
98	Peter Carr	Norton / Manx / (500)	11b



Donington Park
3rd - 4th August 2019



Lansdowne Cup

Participants (42 Riders)

Document 1

No.	Rider	Machine	Class
99	Andrew Clews	Molnar / Manx / (500)	11b
108	Adam Wilson	Norton / (500)	11b
112	Pete Weston	Norton / (500)	11b
129	Luke Bailey	Matchless / G50 / (500)	11a
177	Tony Hazledine	Norton / Domiracer / (500)	11d
209	Mick Baldwin	AJS / 7R / (350)	11c
631	Angela Cragg	Aermacchi / (344)	11c

Timekeepers: *Dave Jones* *A.S. Lovatt* Clerk: *GP*

Donington Park (1.979 miles) (GB) 03-04/08/2019

Sports Timing Systems

Page 2 / 2

Apex Timing

The Classic MOTORCYCLE

Bonhams

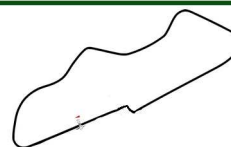
AVON
TYRES

NATIONAL MOTORCYCLE MUSEUM
WHERE LEGENDS LIVE ON



Donington Park

3rd - 4th August 2019



Lansdowne Cup

Qualifying Practice (Saturday) Results

Document 2.1

Subject to scrutineering & sporting investigations

Rnk	No.	Class	Rider	Machine	Laps	Best lap	mph	In Lap	Gap	Interv.	2nd Best
1	90	11a	Sam Clews	ACR / Manx / (499)	5	1:24.093	84.72	4			1:24.724
2	68	11a	Michael Russell	Norton / Manx / (500)	5	1:26.377	82.48	4	2.284	2.284	1:27.411
3	42	11a	Andy Hornby	Manx / Norton / (500)	5	1:26.533	82.33	4	2.440	0.156	1:27.022
4	64	11b	Chris Bassett	Norton / Manx / (500)	6	1:27.355	81.56	6	3.262	0.822	1:28.387
5	7	11a	Duncan Fitchett	Savage / Manx / (500)	6	1:27.522	81.40	6	3.429	0.167	1:27.654
6	49	11b	Richard Hann	Norton / (500)	3	1:27.803	81.14	2	3.710	0.281	1:28.393
7	129	11a	Luke Bailey	Matchless / G50 / (500)	6	1:28.041	80.92	5	3.948	0.238	1:28.337
8	12	11a	Ian Bain	Norton / (500)	6	1:28.237	80.74	6	4.144	0.196	1:28.248
9	52	11b	Robin Stokes	Norton / Manx / (500)	5	1:28.295	80.69	5	4.202	0.058	1:29.171
10	22	11b	Tony Perkin	Norton / Manx / (500)	6	1:28.353	80.64	3	4.260	0.058	1:28.836
11	50	11a	George Thomas	Dunnell / Manx / (500)	6	1:28.405	80.59	6	4.312	0.052	1:28.627
12	98	11b	Peter Carr	Norton / Manx / (500)	6	1:28.802	80.23	5	4.709	0.397	1:29.175
13	61	11b	Steve Parrott	Manx / Norton / (500)	5	1:29.433	79.66	5	5.340	0.631	1:29.434
14	10	11b	Nick Roberts	Norton / Manx / (500)	4	1:29.543	79.56	3	5.450	0.110	1:29.817
15	6	11a	Peter Bardell	Matchless / (500)	3	1:30.008	79.15	3	5.915	0.465	1:42.358
16	4	11b	Charlie Williams	Norton / (500)	6	1:30.136	79.04	4	6.043	0.128	1:30.886
17	25	11c	Mike Farrall	Rudge / 500 / (500)	6	1:30.435	78.78	5	6.342	0.299	1:30.668
18	67	11b	Gordon Russell	Norton / (500)	5	1:30.659	78.58	5	6.566	0.224	1:31.040
19	51	11d	Fernando Mendes	BSA / Goldstar / (500)	3	1:31.781	77.62	1	7.688	1.122	1:32.614
20	16	11b	Roger Munsey	Norton Manx / G50 / (500)	6	1:31.931	77.50	6	7.838	0.150	1:33.769
21	45	11b	Sebastian Perez	Matchless / (500)	6	1:32.080	77.37	2	7.987	0.149	1:33.372
22	17	11b	Stuart Tonge	Norton / (500)	5	1:33.972	75.81	5	9.879	1.892	1:34.659
23	631	11c	Angela Cragg	Aermacchi / (344)	3	1:34.351	75.51	2	10.258	0.379	1:34.932
24	112	11b	Pete Weston	Norton / (500)	1	1:34.746	75.19	1	10.653	0.395	
25	65	11b	Kenneth Perch	Norton / (500)	5	1:35.146	74.88	3	11.053	0.400	1:35.686
26	73	11d	Steve Pond	Velocette / (500)	5	1:35.416	74.67	5	11.323	0.270	1:35.569
27	24	11b	Brian Robson	Norton / Manx / (500)	5	1:35.732	74.42	2	11.639	0.316	1:35.795
28	27	11b	Derek Bunning	Matchless / (500)	5	1:36.481	73.84	4	12.388	0.749	1:36.625
29	108	11b	Adam Wilson	Norton / (500)	5	1:36.856	73.56	5	12.763	0.375	1:37.626
30	5	11b	Ian Lucas	Norton / Manx / (500)	1	1:38.171	72.57	1	14.078	1.315	
31	59	11c	David Hebb	Norton / Manx / (500)	5	1:38.632	72.23	5	14.539	0.461	1:39.705
32	28	11c	Jimmy May	Manx / Norton / (350)	5	1:40.097	71.17	5	16.004	1.465	1:41.405
33	209	11c	Mick Baldwin	AJS / 7R / (350)	5	1:43.259	69.00	1	19.166	3.162	1:44.015
34	60	11b	Roger Skipp	Matchless / G50 / (500)	5	1:43.729	68.68	5	19.636	0.470	1:44.615
35	47	11c	Robert Lusk	AJS / 7R / (350)	5	1:44.148	68.41	2	20.055	0.419	1:44.725
36	54	11c	Cliff Ransley	Norton / Manx / (350)	4	1:44.530	68.16	4	20.437	0.382	1:44.793

Start Time : 03/08 - 11:07:24 / Flag Time : 11:17:25 / End Time : 11:18:41

Best lap : No.90 Sam Clews

1:24.093 84.72 mph

Weather : Sunny Air : 18°C Track : Dry

Timekeepers: *Dave Jones* *A.S. Lovatt* Clerk: *G.P.C.*

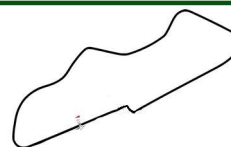
Donington Park (1.979 miles) (GB) 03-04/08/2019





Donington Park

3rd - 4th August 2019

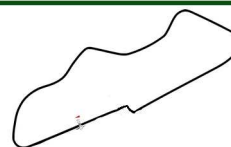


Lansdowne Cup

Qualifying Practice (Saturday) Analysis

For information purposes. No official / regulatory value

Laps	Sector 1	Sector 2	Lap Time	Laps	Sector 1	Sector 2	Lap Time	Laps	Sector 1	Sector 2	Lap Time	
No.4 Charlie Williams				5				1:28.836	No.50 George Thomas			
1			1:34.137	6			1:29.073	1			1:30.087	
2			1:31.523	No.24 Brian Robson				2			2:00.232	
3			1:31.633	1			1:38.621	3			1:31.789	
4			1:30.136	2			1:35.732	4			1:30.107	
5			1:32.699	3			1:35.795	5			1:28.627	
6			1:30.886	4			1:36.244	6			1:28.405	
No.5 Ian Lucas				5			1:35.895	No.51 Fernando Mendes				
1			1:38.171	No.25 Mike Farrall				1			1:31.781	
No.6 Peter Bardell				1			1:37.082	2			1:32.614	
IN			3:27.182	2			1:33.976	3			1:34.566	
2			1:42.358	3			1:30.953	No.52 Robin Stokes				
3			1:30.008	4			1:31.402	1			1:35.076	
No.7 Duncan Fitchett				5			1:30.435	2			1:30.206	
1			1:30.010	6			1:30.668	3			1:30.200	
2			1:29.221	No.27 Derek Bunning				4			1:29.171	
3			1:27.700	1			1:38.325	5			1:28.295	
4			1:27.654	2			1:36.625	No.54 Cliff Ransley				
5			1:27.790	3			1:37.308	1			1:47.279	
6			1:27.522	4			1:36.481	2			1:44.793	
No.10 Nick Roberts				5			1:37.112	3			3:25.737	
1			1:31.942	No.28 Jimmy May				4			1:44.530	
2			1:30.573	1			1:44.896	No.59 David Hebb				
3			1:29.543	2			1:43.751	1			1:45.870	
4			1:29.817	3			1:42.120	2			1:41.484	
No.12 Ian Bain				4			1:41.405	3			1:40.483	
1			1:32.640	5			1:40.097	4			1:39.705	
2			1:30.838	No.42 Andy Hornby				5			1:38.632	
3			1:28.248	1			1:29.805	No.60 Roger Skipp				
4			1:30.184	2			1:27.022	1			2:06.709	
5			1:30.405	3			1:27.303	2			1:47.591	
6			1:28.237	4			1:26.533	3			1:44.615	
No.16 Roger Munsey				5			1:28.887	4			1:46.048	
1			1:35.407	No.45 Sebastian Perez				5			1:43.729	
2			1:34.064	1			1:36.614	No.61 Steve Parrott				
3			1:33.773	2			1:32.080	1			1:33.217	
4			1:33.769	3			1:34.453	2			1:30.743	
5			1:35.511	4			1:33.392	3			1:29.434	
6			1:31.931	5			1:33.372	4			1:29.701	
No.17 Stuart Tonge				6			1:33.776	5			1:29.433	
1			1:38.025	No.47 Robert Lusk				No.64 Chris Bassett				
2			1:36.941	1			1:45.697	1			1:31.011	
3			1:35.297	2			1:44.148	2			1:30.140	
4			1:34.659	3			1:45.902	3			1:28.387	
5			1:33.972	4			1:44.725	4			1:28.705	
No.22 Tony Perkin				5			1:44.806	5			1:30.798	
1			1:34.717	No.49 Richard Hann				6			1:27.355	
2			1:29.337	1			1:30.904	No.65 Kenneth Perch				
3			1:28.353	2			1:27.803	1			1:39.207	
4			1:30.365	3			1:28.393	2			1:35.686	

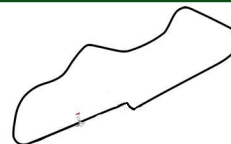


Lansdowne Cup

Qualifying Practice (Saturday) Analysis

For information purposes. No official / regulatory value

Laps	Sector 1	Sector 2	Lap Time	Laps	Sector 1	Sector 2	Lap Time
No.67 Gordon Russell							
3			1:35.146				
4			1:36.006				
5			1:36.844				
1			1:33.604				
2			1:32.080				
3			1:33.703				
4			1:31.040				
5			1:30.659				
No.68 Michael Russell							
1			1:29.348				
IN			1:32.372				
3			1:59.807				
4			1:26.377				
5			1:27.411				
No.73 Steve Pond							
1			1:39.221				
2			1:35.569				
3			1:37.558				
4			1:36.967				
5			1:35.416				
No.90 Sam Clews							
1			1:25.039				
2			1:25.256				
3			1:24.724				
4			1:24.093				
5			1:28.263				
No.98 Peter Carr							
1			1:31.232				
2			1:29.175				
3			1:29.413				
4			1:31.035				
5			1:28.802				
6			1:29.287				
No.108 Adam Wilson							
1			1:40.921				
2			1:39.320				
3			1:38.000				
4			1:37.626				
5			1:36.856				
No.112 Pete Weston							
1			1:34.746				
No.129 Luke Bailey							
1			1:31.321				
2			1:28.337				
3			1:29.103				
4			1:31.262				
5			1:28.041				
6			1:29.532				
No.209 Mick Baldwin							
1			1:43.259				
2			1:45.906				
3			1:48.481				
4			1:46.438				
5			1:44.015				
No.631 Angela Cragg							
1			1:34.932				
2			1:34.351				
3			1:35.661				



Lansdowne Cup

Race 8 (Saturday) Starting Grid

Document 3.1

POLE POSITION

1	90 Sam Clews ACR / Manx / (499)	68 Michael Russell Norton / Manx / (500)	42 Andy Hornby Manx / Norton / (500)
2	64 Chris Bassett Norton / Manx / (500)	7 Duncan Fitchett Savage / Manx / (500)	49 Richard Hann Norton / (500)
3	129 Luke Bailey Matchless / G50 / (500)	12 Ian Bain Norton / (500)	52 Robin Stokes Norton / Manx / (500)
4	22 Tony Perkin Norton / Manx / (500)	50 George Thomas Dunnell / Manx / (500)	98 Peter Carr Norton / Manx / (500)
5	X	61 Steve Parrott Manx / Norton / (500)	10 Nick Roberts Norton / Manx / (500)
6	6 Peter Bardell Matchless / (500)	4 Charlie Williams Norton / (500)	25 Mike Farrall Rudge / 500 / (500)
7	67 Gordon Russell Norton / (500)	51 Fernando Mendes BSA / Goldstar / (500)	16 Roger Munsey Norton Manx / G50 / (500)
8	45 Sebastian Perez Matchless / (500)	17 Stuart Tonge Norton / (500)	631 Angela Cragg Aermacchi / (344)
9	112 Pete Weston Norton / (500)	65 Kenneth Perch Norton / (500)	73 Steve Pond Velocette / (500)
10	24 Brian Robson Norton / Manx / (500)	27 Derek Bunning Matchless / (500)	108 Adam Wilson Norton / (500)
11	5 Ian Lucas Norton / Manx / (500)	59 David Hebb Norton / Manx / (500)	28 Jimmy May Manx / Norton / (350)
12	209 Mick Baldwin AJS / 7R / (350)	60 Roger Skipp Matchless / G50 / (500)	47 Robert Lusk AJS / 7R / (350)
13	54 Cliff Ransley Norton / Manx / (350)	2 Roger Ashby AJS / (500)	21 Glen English Manx / Norton / (500)
14	177 Tony Hazledine Norton / Domiracer / (500)	63 Harry Cole Manx / Norton / (500)	

Start : 03/08 - 14:45 6 Laps = 11.874 miles

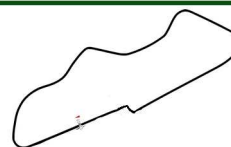
Donington Park (1.979 miles) (GB) 03-04/08/2019

Sports Timing Systems



Donington Park

3rd - 4th August 2019



Lansdowne Cup

Race 8 (Saturday)

Document 6

Results 6 Laps = 11.874 miles

Rnk	No.	Class	Rnk	Rider	Machine	Laps	Time	mph	Gap	Interv.	Best lap	mph	In Lap	2nd Best	Penalty
1	90	11a	1	Sam Clews	ACR / Manx / (499)	6	8:24.122	84.79			1:22.836	86.01	2	1:23.210	
2	▲ ¹⁴	6	11a	2	Peter Bardell	Matchless / (500)	6	8:35.154	82.98	11.032	1:24.083	84.73	3	1:24.115	
3	▼ ¹	68	11a	3	Michael Russell	Norton / Manx / (500)	6	8:36.685	82.73	12.563	1:24.962	83.85	2	1:24.996	
4	▲ ¹	7	11a	4	Duncan Fitchett	Savage / Manx / (500)	6	8:40.438	82.14	16.316	1:25.277	83.54	4	1:25.518	
5	▲ ³	12	11a	5	Ian Bain	Norton / (500)	6	8:46.473	81.19	22.351	1:26.061	82.78	4	1:26.150	
6	▼ ²	64	11b	1	Chris Bassett	Norton / Manx / (500)	6	8:46.749	81.15	22.627	1:25.765	83.07	5	1:26.339	
7	▲ ⁴	50	11a	6	George Thomas	Dunnell / Manx / (500)	6	8:51.296	80.46	27.174	1:26.964	81.92	4	1:27.178	
8	▼ ⁵	42	11a	7	Andy Hornby	Manx / Norton / (500)	6	8:52.432	80.29	28.310	1:26.963	81.92	2	1:26.984	
9	=	52	11b	2	Robin Stokes	Norton / Manx / (500)	6	8:52.870	80.22	28.748	1:26.975	81.91	4	1:26.982	
10	▲ ⁵	10	11b	3	Nick Roberts	Norton / Manx / (500)	6	8:54.791	79.93	30.669	1:26.313	82.54	5	1:26.803	
11	▲ ¹¹	45	11b	4	Sebastian Perez	Matchless / (500)	6	8:55.782	79.78	31.660	1:27.822	81.12	2	1:28.084	
12	▼ ²	22	11b	5	Tony Perkin	Norton / Manx / (500)	6	8:55.826	79.78	31.704	1:27.424	81.49	6	1:27.903	
13	▼ ⁷	49	11b	6	Richard Hann	Norton / (500)	6	9:02.107	78.85	37.985	1:26.890	81.99	4	1:27.890	
14	=	61	11b	7	Steve Parrott	Manx / Norton / (500)	6	9:02.116	78.85	37.994	1:27.983	80.97	2	1:28.754	
15	▼ ⁸	129	11a	8	Luke Bailey	Matchless / G50 / (500)	6	8:53.330	78.67	39.208	1:26.336	82.52	4	1:26.559	+10.000
16	▲ ³	67	11b	8	Gordon Russell	Norton / (500)	6	9:03.594	78.64	39.472	1:28.205	80.77	3	1:28.362	
17	▲ ³	51	11d	1	Fernando Mendes	BSA / Goldstar / (500)	6	9:04.341	78.53	40.219	1:29.446	79.65	3	1:29.495	
18	=	25	11c	1	Mike Farrall	Rudge / 500 / (500)	6	9:04.576	78.49	40.454	1:28.296	80.69	6	1:28.384	
19	▲ ⁴	17	11b	9	Stuart Tonge	Norton / (500)	6	9:11.563	77.50	47.441	1:29.522	79.58	4	1:29.772	
20	▲ ¹	16	11b	10	Roger Munsey	Norton Manx / G50 / (500)	6	9:19.007	76.47	54.885	1:31.382	77.96	4	1:32.123	
21	▲ ³	631	11c	2	Angela Cragg	Aermacchi / (344)	6	9:19.788	76.36	55.666	1:31.394	77.95	2	1:31.824	
22	▲ ⁵	73	11d	2	Steve Pond	Velocette / (500)	6	9:35.371	74.29	1:11.249	1:33.902	75.87	5	1:34.123	
23	▲ ⁷	108	11b	11	Adam Wilson	Norton / (500)	6	9:37.270	74.05	1:13.148	1:33.944	75.84	2	1:34.624	
24	▲ ⁴	24	11b	12	Brian Robson	Norton / Manx / (500)	6	9:39.661	73.74	1:15.539	1:33.807	75.95	2	1:34.625	
25	▲ ⁶	5	11b	13	Ian Lucas	Norton / Manx / (500)	6	9:39.839	73.72	1:15.717	1:34.327	75.53	6	1:34.549	
26	▲ ³	27	11b	14	Derek Bunning	Matchless / (500)	6	9:45.174	73.05	1:21.052	1:35.089	74.92	6	1:35.199	
27	▼ ¹	65	11b	15	Kenneth Perch	Norton / (500)	6	9:45.933	72.95	1:21.811	1:35.002	74.99	3	1:35.375	
28	▲ ⁴	59	11c	3	David Hebb	Norton / Manx / (500)	5	8:27.095	70.25	1 Lap	1:39.307	71.74	2	1:39.642	
29	▲ ⁶	60	11b	16	Roger Skipp	Matchless / G50 / (500)	5	8:27.881	70.14	1 Lap	1:39.842	71.36	3	1:40.022	
30	▲ ⁴	209	11c	4	Mick Baldwin	AJS / 7R / (350)	5	8:28.734	70.02	1 Lap	1:40.144	71.14	3	1:40.326	
31	▲ ⁶	54	11c	5	Cliff Ransley	Norton / Manx / (350)	5	8:35.449	69.11	1 Lap	1:40.476	70.91	3	1:40.898	
32	▲ ¹	28	11c	6	Jimmy May	Manx / Norton / (350)	5	8:35.642	69.08	1 Lap	1:40.492	70.90	3	1:41.006	
33	▲ ³	47	11c	7	Robert Lusk	AJS / 7R / (350)	5	9:00.474	65.91	1 Lap	1:43.929	68.55	2	1:46.608	

No.129 Luke Bailey : 10 seconds jump-start penalty

Not Classified

98	11b	Peter Carr	Norton / Manx / (500)	5	7:24.945	80.06	Retired	1:26.689	82.18	4	1:27.453
4	11b	Charlie Williams	Norton / (500)	5	7:34.896	78.31	Retired	1:28.434	80.56	3	1:29.095
2	11b	Roger Ashby	AJS / (500)	3	4:55.793	72.26	Retired	1:35.194	74.84	2	1:35.871

11a - Best Lap : No.90 Sam Clews - 1:22.836 / 92.5% of Race Winner's Speed : 78.43 mph

11b - Best Lap : No.64 Chris Bassett - 1:25.765 / 92.5% of Race Winner's Speed : 75.07 mph

11d - Best Lap : No.51 Fernando Mendes - 1:29.446 / 92.5% of Race Winner's Speed : 72.64 mph

11c - Best Lap : No.25 Mike Farrall - 1:28.296 / 92.5% of Race Winner's Speed : 72.61 mph

Leaders : No.90 Sam Clews (1-6)

Start Time : 03/08 - 15:41:39 / Flag Time : 15:50:03 / End Time : 15:51:25

Best lap : No.90 Sam Clews

1:22.836 86.01 mph

Weather : Cloudy

Air : 18°C

Track : Dry

Previous Event Record : No.90 Sam Clews

1:24.093 84.72 mph

Timekeepers: *Dave Jones* *A.S. Lovatt* Clerk: *SPC*

Donington Park (1.979 miles) (GB) 03-04/08/2019

Page 1 / 1

Sports Timing Systems

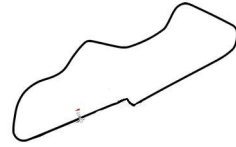
Apex Timing





Donington Park

3rd - 4th August 2019



Lansdowne Cup

Race 8 (Saturday) Lap Chart

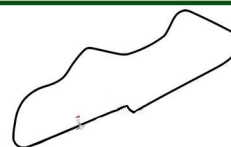
For information purposes. No official / regulatory value

	1	2	3	4	5	6	7	8	9	10	11	12	13	14	15	16	17	18	19	20	21	22	23	24	25	26	27	28	29	30	31	32	33	34	35	36	37	38	39	40	41							
Grid	90	68	42	64	X	40	129	12	52	22	50	98	X	61	10	X	X	25	67	51	16	35	17	631	112	65	73	24	27	108	X	50	28	209	60	37	54	X	21	17	63							
Start																																																
Lap 1 Interval	90	68 2.1	6 1.1	7 2.0	12 0.1	50 0.7	64 0.1	49 0.4	42 0.1	45 0.8	52 0.8	98 0.2	51 0.0	22 0.0	129 0.2	10 0.2	61 0.9	16 0.7	67 0.1	4 0.1	25 0.2	631 0.6	17 0.4	5 3.7	108 0.3	73 0.6	24 0.6	2 0.0	27 1.0	60 0.9	65 0.1	59 0.1	209 0.3	54 3.2	28 0.0	47 3.2												
Lap 2	90	68 4.2	6 0.2	7 4.0	12 1.0	50 1.4	64 0.3	49 0.0	42 0.3	45 0.8	52 0.4	98 0.7	129 0.0	22 0.6	10 0.2	61 0.5	51 0.1	4 2.7	67 1.1	25 0.1	17 1.2	631 0.0	16 0.0	108 7.0	5 0.7	73 0.2	24 0.1	2 1.4	27 1.1	65 1.2	59 4.0	209 0.5	54 0.8	28 3.9	47 1.3	4.7												
Lap 3	90	6 5.3	68 0.6	7 5.0	12 1.3	64 2.2	50 1.2	49 0.4	42 0.1	129 0.5	52 0.4	45 0.4	98 0.0	10 0.7	22 0.5	51 2.2	61 0.4	4 1.2	67 0.9	25 1.6	17 2.0	16 1.6	631 0.6	108 9.3	73 0.3	5 1.8	24 0.3	X 0.8	27 0.8	65 0.8	59 0.7	209 9.1	54 0.4	28 1.1	47 4.2	10.9												
Lap 4	90	6 5.9	68 2.3	7 4.3	12 2.1	64 2.5	50 1.9	49 0.4	129 0.1	42 0.7	52 0.3	98 0.2	10 0.8	45 0.9	22 1.2	61 3.0	51 0.4	4 1.0	67 0.2	25 2.5	17 2.3	16 3.5	631 1.1	73 12.4	108 0.3	24 2.2	5 1.0	65 1.8	27 0.9	59 13.7	60 0.4	209 0.4	54 5.2	28 0.9	47 17.3													
Lap 5	90	6 7.6	68 3.7	7 3.4	12 3.6	64 1.2	50 3.3	42 1.1	49 0.0	129 0.1	52 0.2	10 0.4	98 0.3	45 2.4	22 1.0	61 4.2	51 1.5	X 0.1	25 0.5	17 1.3	16 3.7	631 6.0	73 1.1	108 14.0	24 1.3	5 1.9	65 0.9	27 4.0	59 0.5	60 17.0	209 0.7	54 0.8	28 6.7	47 0.1	24.8													
Lap 6	90	6 11.0	68 1.5	7 3.7	12 6.0	64 0.2	50 4.5	42 1.1	52 0.4	129 0.4	10 1.4	45 0.9	22 0.0	49 6.2	61 0.0	67 1.4	51 0.7	25 0.2	17 6.9	16 7.4	631 0.7	73 15.5	108 1.8	24 2.3	5 0.1	27 5.3	65 0.7																					



Donington Park

3rd - 4th August 2019



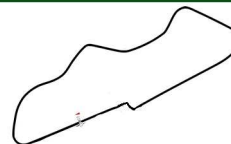
Lansdowne Cup

Race 8 (Saturday) Analysis

For information purposes. No official / regulatory value

Laps	Sector 1	Sector 2	Lap Time	Laps	Sector 1	Sector 2	Lap Time	Laps	Sector 1	Sector 2	Lap Time								
No.2 Roger Ashby																			
1			1:44.728	5			1:32.288	No.45 Sebastian Perez	1		1:34.221								
2			1:35.194	6			1:32.930		2		1:27.822								
3			1:35.871	No.17 Stuart Tonge															
No.4 Charlie Williams																			
1			1:37.909	1			1:39.263		3		1:28.665								
2			1:29.714	2			1:30.920		4		1:28.576								
3			1:28.434	3			1:30.533		5		1:28.084								
4			1:29.095	4			1:29.522		6		1:28.414								
5			1:29.744	5			1:29.772	No.47 Robert Lusk											
No.5 Ian Lucas																			
1			1:43.043	6			1:31.553	1			1:53.961								
2			1:35.077	No.22 Tony Perkin															
3			1:36.557	1			1:35.415	2			1:43.929								
4			1:36.286	2			1:28.525	3			1:46.608								
5			1:34.549	3			1:28.117	4			1:47.357								
6			1:34.327	4			1:28.442	5			1:48.619								
No.6 Peter Bardell																			
1			1:29.753	5			1:27.903	No.49 Richard Hann											
2			1:24.115	6			1:27.424	1			1:33.288								
3			1:24.083	No.24 Brian Robson															
4			1:24.204	1			1:44.708	2			1:27.926								
5			1:25.117	2			1:33.807	3			1:27.890								
6			1:27.882	3			1:36.471	4			1:26.890								
No.7 Duncan Fitchett																			
1			1:31.804	4			1:34.958	5			1:27.892								
2			1:26.097	5			1:34.625	6			1:38.221								
3			1:25.764	6			1:35.092	No.50 George Thomas											
4			1:25.277	No.25 Mike Farrall															
5			1:25.518	1			1:38.196	1			1:32.693								
6			1:25.978	2			1:30.724	2			1:28.069								
No.10 Nick Roberts																			
1			1:35.837	3			1:29.753	3			1:27.851								
2			1:28.362	4			1:29.223	4			1:26.964								
3			1:27.330	5			1:28.384	5			1:27.178								
4			1:26.803	6			1:28.296	6			1:28.541								
5			1:26.313	No.27 Derek Bunning															
6			1:30.146	1			1:45.825	No.51 Fernando Mendes											
No.12 Ian Bain																			
1			1:31.928	2			1:35.199	1			1:35.399								
2			1:26.980	3			1:35.575	2			1:29.495								
3			1:26.150	4			1:37.152	3			1:29.446								
4			1:26.061	5			1:36.334	4			1:29.728								
5			1:27.039	6			1:35.089	5			1:30.252								
6			1:28.315	No.28 Jimmy May															
No.16 Roger Munsey																			
1			1:37.595	1			1:50.731	6			1:30.021								
2			1:32.689	2			1:41.006	No.52 Robin Stokes											
3			1:32.123	3			1:40.492	1			1:35.084								
4			1:31.382	4			1:41.409	2			1:27.391								
No.42 Andy Hornby																			
1			1:33.415	5			1:42.004	3			1:27.783								
2			1:26.963	No.29 Cliff Ransley															
3			1:28.909	1			1:50.715	4			1:26.975								
4			1:27.614	2			1:42.404	5			1:26.982								
5			1:26.984	3			1:40.476	6			1:28.655								
6			1:28.547	4			1:40.956	No.54 David Hebb											
No.53 David Hebb																			
1			1:47.082	5			1:40.898	1			1:47.082								
2			1:39.307	6			1:39.307	2			1:39.307								



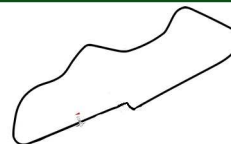


Lansdowne Cup

Race 8 (Saturday) Analysis

For information purposes. No official / regulatory value

Laps	Sector 1	Sector 2	Lap Time	Laps	Sector 1	Sector 2	Lap Time
3			1:40.024	6			1:34.123
4			1:41.040	No.90 Sam Clews			
5			1:39.642	1			1:26.522
No.60 Roger Skipp				2			1:22.836
1			1:46.803	3			1:23.210
2			1:40.174	4			1:23.630
3			1:39.842	5			1:23.463
4			1:41.040	6			1:24.461
5			1:40.022	No.98 Peter Carr			
No.61 Steve Parrott				1			1:35.359
1			1:36.807	2			1:27.885
2			1:27.983	3			1:27.559
3			1:30.034	4			1:26.689
4			1:28.754	5			1:27.453
5			1:29.077	No.108 Adam Wilson			
6			1:29.461	1			1:43.421
No.64 Chris Bassett				2			1:33.944
1			1:32.807	3			1:35.073
2			1:28.053	4			1:35.278
3			1:26.475	5			1:34.930
4			1:26.339	6			1:34.624
5			1:25.765	No.129 Luke Bailey			
6			1:27.310	1			1:35.635
No.65 Kenneth Perch				2			1:27.617
1			1:46.930	3			1:26.559
2			1:35.375	4			1:26.336
3			1:35.002	5			1:27.860
4			1:35.473	6			1:29.323
5			1:36.734	No.209 Mick Baldwin			
6			1:36.419	1			1:47.468
No.67 Gordon Russell				2			1:40.326
1			1:37.716	3			1:40.144
2			1:31.098	4			1:40.410
3			1:28.205	5			1:40.386
4			1:28.362	No.631 Angela Cragg			
5			1:28.788	1			1:38.852
6			1:29.425	2			1:31.394
No.68 Michael Russell				3			1:32.856
1			1:28.653	4			1:31.824
2			1:24.962	5			1:32.303
3			1:24.996	6			1:32.559
4			1:25.942	No.73 Steve Pond			
5			1:26.464	1			1:44.100
6			1:25.668	2			1:34.297
No.73 Steve Pond				3			1:34.416
1			1:44.100	4			1:34.533
2			1:34.297	5			1:33.902
3			1:34.416				
4			1:34.533				
5			1:33.902				



Lansdowne Cup

Race 19 (Sunday) Starting Grid

Document 7

POLE POSITION

1	90 Sam Clews ACR / Manx / (499)	6 Peter Bardell Matchless / (500)	68 Michael Russell Norton / Manx / (500)
2	7 Duncan Fitchett Savage / Manx / (500)	64 Chris Bassett Norton / Manx / (500)	12 Ian Bain Norton / (500)
3	10 Nick Roberts Norton / Manx / (500)	129 Luke Bailey Matchless / G50 / (500)	98 Peter Carr Norton / Manx / (500)
4	49 Richard Hann Norton / (500)	42 Andy Hornby Manx / Norton / (500)	50 George Thomas Dunnell / Manx / (500)
5	X	52 Robin Stokes Norton / Manx / (500)	22 Tony Perkin Norton / Manx / (500)
6	45 Sebastian Perez Matchless / (500)	61 Steve Parrott Manx / Norton / (500)	67 Gordon Russell Norton / (500)
7	25 Mike Farrall Rudge / 500 / (500)	4 Charlie Williams Norton / (500)	51 Fernando Mendes BSA / Goldstar / (500)
8	17 Stuart Tonge Norton / (500)	16 Roger Munsey Norton Manx / G50 / (500)	631 Angela Cragg Aermacchi / (344)
9	24 Brian Robson Norton / Manx / (500)	73 Steve Pond Velocette / (500)	108 Adam Wilson Norton / (500)
10	5 Ian Lucas Norton / Manx / (500)	65 Kenneth Perch Norton / (500)	27 Derek Bunning Matchless / (500)
11	2 Roger Ashby AJS / (500)	59 David Hebb Norton / Manx / (500)	60 Roger Skipp Matchless / G50 / (500)
12	209 Mick Baldwin AJS / 7R / (350)	54 Cliff Ransley Norton / Manx / (350)	28 Jimmy May Manx / Norton / (350)
13	47 Robert Lusk AJS / 7R / (350)	21 Glen English Manx / Norton / (500)	112 Pete Weston Norton / (500)
14	177 Tony Hazledine Norton / Domiracer / (500)		

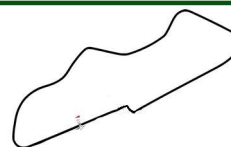
Start : 04/08 - 09:11 6 Laps = 11.874 miles





Donington Park

3rd - 4th August 2019



Lansdowne Cup

Race 19 (Sunday)

Document 10

Results 6 Laps = 11.874 miles

Rnk	No.	Class	Rnk	Rider	Machine	Laps	Time	mph	Gap	Interv.	Best lap	mph	In Lap	2nd Best
1	=	90	11a	1	Sam Clews	ACR / Manx / (499)	6	8:23.402	84.92		1:22.927	85.91	2	1:23.109
2	=	6	11a	2	Peter Bardell	Matchless / (500)	6	8:23.454	84.91	0.052	1:22.555	86.30	4	1:22.906
3	=	68	11a	3	Michael Russell	Norton / Manx / (500)	6	8:32.108	83.47	8.706	1:24.610	84.20	6	1:24.616
4	=	7	11a	4	Duncan Fitchett	Savage / Manx / (500)	6	8:34.553	83.07	11.151	1:24.292	84.52	4	1:24.426
5	=	64	11b	1	Chris Bassett	Norton / Manx / (500)	6	8:38.855	82.39	15.453	1:25.200	83.62	2	1:25.511
6	=	12	11a	5	Ian Bain	Norton / (500)	6	8:41.133	82.03	17.731	1:24.915	83.90	2	1:26.164
7	▲5	50	11a	6	George Thomas	Dunnell / Manx / (500)	6	8:43.051	81.73	19.649	1:25.904	82.93	2	1:26.153
8	▲3	42	11a	7	Andy Hornby	Manx / Norton / (500)	6	8:43.052	81.72	19.650	1:25.843	82.99	4	1:25.915
9	▲1	49	11b	2	Richard Hann	Norton / (500)	6	8:52.227	80.32	28.285	1:27.702	81.23	2	1:27.748
10	▲4	52	11b	3	Robin Stokes	Norton / Manx / (500)	6	8:53.775	80.08	30.373	1:26.658	82.21	5	1:27.069
11	▼3	129	11a	8	Luke Bailey	Matchless / G50 / (500)	6	8:54.044	80.04	30.642	1:26.765	82.11	5	1:27.663
12	▲5	61	11b	4	Steve Parrott	Manx / Norton / (500)	6	8:54.645	79.95	31.243	1:27.004	81.89	4	1:27.039
13	▲7	4	11b	5	Charlie Williams	Norton / (500)	6	9:05.929	78.30	42.527	1:28.598	80.41	4	1:28.802
14	▲4	67	11b	6	Gordon Russell	Norton / (500)	6	9:05.987	78.29	42.585	1:28.895	80.14	5	1:29.450
15	▲7	17	11b	7	Stuart Tonge	Norton / (500)	6	9:06.508	78.22	43.106	1:28.892	80.15	6	1:29.326
16	▲5	51	11d	1	Fernando Mendes	BSA / Goldstar / (500)	6	9:09.906	77.73	46.504	1:29.815	79.32	3	1:30.115
17	▲2	25	11c	1	Mike Farrall	Rudge / 500 / (500)	6	9:11.504	77.51	48.102	1:29.133	79.93	6	1:29.737
18	▲10	5	11b	8	Ian Lucas	Norton / Manx / (500)	6	9:11.768	77.47	48.366	1:29.807	79.33	6	1:30.264
19	▲4	16	11b	9	Roger Munsey	Norton Manx / G50 / (500)	6	9:20.686	76.24	57.284	1:31.961	77.47	6	1:32.277
20	▲6	73	11d	2	Steve Pond	Velocette / (500)	6	9:22.194	76.03	58.792	1:31.660	77.73	3	1:31.873
21	▲6	108	11b	10	Adam Wilson	Norton / (500)	6	9:30.077	74.98	1:06.675	1:33.022	76.59	4	1:33.890
22	▲7	65	11b	11	Kenneth Perch	Norton / (500)	6	9:31.132	74.85	1:07.730	1:32.350	77.15	4	1:33.479
23	▲1	631	11c	2	Angela Cragg	Aermacchi / (344)	6	9:32.013	74.73	1:08.611	1:32.631	76.91	4	1:33.947
24	▲6	27	11b	12	Derek Bunning	Matchless / (500)	6	9:32.542	74.66	1:09.140	1:32.430	77.08	4	1:33.501
25	▲8	60	11b	13	Roger Skipp	Matchless / G50 / (500)	6	9:57.318	71.56	1:33.916	1:36.659	73.71	2	1:38.854
26	▲6	59	11c	3	David Hebb	Norton / Manx / (500)	6	9:57.372	71.56	1:33.970	1:37.394	73.15	2	1:37.894
27	▲9	28	11c	4	Jimmy May	Manx / Norton / (350)	6	9:58.006	71.48	1:34.604	1:36.757	73.63	4	1:37.457
28	▲7	54	11c	5	Cliff Ransley	Norton / Manx / (350)	5	8:29.801	69.87	1 Lap	1:38.445	72.37	4	1:38.650
29	▼14	22	11b	14	Tony Perkin	Norton / Manx / (500)	5	8:45.577	67.78	1 Lap	1:29.708	79.42	5	1:29.845
30	▲7	47	11c	6	Robert Lusk	AJS / 7R / (350)	5	8:56.924	66.34	1 Lap	1:45.581	67.48	3	1:46.081
Not Classified														
		98	11b		Peter Carr	Norton / Manx / (500)	5	7:29.045	79.33	Retired	1:27.661	81.27	4	1:27.878
		209	11c		Mick Baldwin	AJS / 7R / (350)	4	6:44.463	70.46	Retired	1:36.960	73.48	2	1:40.041
		24	11b		Brian Robson	Norton / Manx / (500)	1	1:43.201	69.03	Retired	1:43.201	69.03	1	

- 11a - Best Lap : No.6 Peter Bardell - 1:22.555 / 92.5% of Race Winner's Speed : 78.55 mph
- 11b - Best Lap : No.64 Chris Bassett - 1:25.200 / 92.5% of Race Winner's Speed : 76.21 mph
- 11d - Best Lap : No.51 Fernando Mendes - 1:29.815 / 92.5% of Race Winner's Speed : 71.90 mph
- 11c - Best Lap : No.25 Mike Farrall - 1:29.133 / 92.5% of Race Winner's Speed : 71.70 mph

Leaders : No.90 Sam Clews (1-6)

Start Time : 04/08 - 10:03:26 / Flag Time : 10:11:49 / End Time : 10:13:24

Best lap : No.6 Peter Bardell 1:22.555 86.30 mph

Weather : Slightly cloudy Air : 18°C Track : Dry

Previous Event Record : No.90 Sam Clews 1:22.836 86.01 mph

Timekeepers: *Dan Jones* *A.S. Lovatt* Clerk: *SPC*

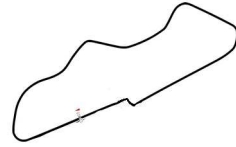
Donington Park (1.979 miles) (GB) 03-04/08/2019





Donington Park

3rd - 4th August 2019

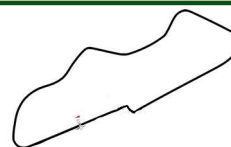


Lansdowne Cup

Race 19 (Sunday) Lap Chart

For information purposes. No official / regulatory value

	1	2	3	4	5	6	7	8	9	10	11	12	13	14	15	16	17	18	19	20	21	22	23	24	25	26	27	28	29	30	31	32	33	34	35	36	37	38	39	40												
Grid	90	8	68	7	64	12	10	129	98	49	52	50	X	52	22	45	61	67	25	X	51	17	16	631	24	73	108	5	65	27	X	59	60	209	54	28	47	21	112	177												
Start																																																				
Lap 1 Interval	90	6	68	12	7	64	50	42	129	49	61	98	52	67	51	17	25	16	5	4	108	73	631	22	65	27	24	209	60	59	54	28	47																			
		1.1	0.8	0.4	0.7	0.4	0.7	0.5	0.8	0.1	2.5	0.4	0.3	1.4	0.3	0.2	0.4	0.1	0.1	1.0	0.6	0.2	0.4	0.2	0.1	0.7	0.5	0.8	0.6	0.5	1.8	1.2	3.1																			
Lap 2	90	6	68	12	7	64	50	42	129	49	52	61	98	67	17	51	4	5	25	16	73	108	65	631	27	209	60	59	28	54	47	22																				
		1.6	2.1	0.6	0.2	1.2	1.4	0.5	2.5	0.1	3.7	0.3	0.2	2.3	0.5	0.4	1.3	1.0	0.3	0.4	2.7	0.6	0.5	0.6	1.3	3.6	0.3	1.2	4.6	0.1	10.0	36.6																				
Lap 3	90	6	68	7	12	64	50	42	49	129	52	61	98	67	17	51	4	5	25	16	73	108	631	65	27	60	209	59	28	54	47	22																				
		1.4	3.9	1.4	0.9	0.7	2.4	0.4	4.1	0.0	3.9	0.7	0.4	3.6	0.3	0.4	0.3	2.8	0.9	1.5	2.1	2.8	1.3	0.5	1.1	8.8	0.6	0.0	3.6	1.3	16.9	20.9																				
Lap 4	90	6	68	7	12	64	50	42	49	129	52	61	98	4	67	17	51	5	25	16	73	108	631	65	27	60	59	28	209	54	47	22																				
		0.6	5.9	1.1	2.7	0.2	2.8	0.1	6.1	0.3	2.9	0.6	1.1	5.7	0.7	0.6	0.4	2.9	0.1	4.0	2.2	3.5	0.9	0.2	1.2	15.4	0.3	1.5	2.9	0.0	26.0	5.2																				
Lap 5	90	6	68	7	64	12	42	50	129	49	52	61	98	4	67	17	51	5	25	16	73	108	65	631	27	60	59	28	54	22	47																					
		0.3	7.3	1.8	3.5	0.6	2.4	0.3	6.9	1.1	1.7	1.0	1.9	7.2	0.2	1.0	1.4	2.9	0.4	6.3	1.5	5.3	0.7	0.4	0.8	20.9	1.0	0.0	10.2	15.7	11.3																					
Lap 6	90	6	68	7	64	12	50	42	49	52	129	61	4	67	17	51	25	5	16	73	108	65	631	27	60	59	28																									
		0.0	8.6	2.4	4.3	2.2	1.9	0.0	9.1	1.5	0.2	0.6	11.2	0.0	0.5	3.3	1.5	0.2	8.9	1.5	7.8	1.0	0.8	0.5	24.7	0.0	0.6																									

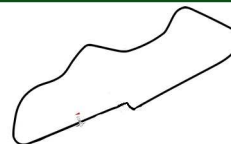


Lansdowne Cup

Race 19 (Sunday) Analysis

For information purposes. No official / regulatory value

Laps	Sector 1	Sector 2	Lap Time	Laps	Sector 1	Sector 2	Lap Time	Laps	Sector 1	Sector 2	Lap Time
No.4 Charlie Williams				No.22 Tony Perkin				No.50 George Thomas			
1			1:40.199	IN			1:41.764	1			1:31.331
2			1:29.342	2			2:32.436	2			1:25.904
3			1:28.802	3			1:29.845	3			1:26.501
4			1:28.598	4			1:31.824	4			1:26.153
5			1:29.375	5			1:29.708	5			1:26.385
6			1:29.613	No.24 Brian Robson				6			1:26.777
No.5 Ian Lucas				1			1:43.201	No.51 Fernando Mendes			
1			1:39.130	No.25 Mike Farrall				1			1:38.066
2			1:31.460	1			1:38.803	2			1:30.115
3			1:30.575	2			1:32.135	3			1:29.815
4			1:30.532	3			1:31.194	4			1:30.717
5			1:30.264	4			1:29.737	5			1:30.322
6			1:29.807	5			1:30.502	6			1:30.871
No.6 Peter Bardell				6			1:29.133	No.52 Robin Stokes			
1			1:28.058	No.27 Derek Bunning				1			1:36.239
2			1:23.392	1			1:42.631	2			1:28.002
3			1:22.906	2			1:34.751	3			1:28.087
4			1:22.555	3			1:34.251	4			1:27.069
5			1:23.220	4			1:32.430	5			1:26.658
6			1:23.323	5			1:33.501	6			1:27.720
No.7 Duncan Fitchett				6			1:34.978	No.54 Cliff Ransley			
1			1:30.128	No.28 Jimmy May				1			1:47.091
2			1:24.426	1			1:48.312	2			1:40.369
3			1:25.140	2			1:38.969	3			1:38.650
4			1:24.292	3			1:37.457	4			1:38.445
5			1:25.400	4			1:36.757	5			1:45.246
6			1:25.167	5			1:38.041	No.59 David Hebb			
No.12 Ian Bain				6			1:38.470	1			1:45.223
1			1:29.345	No.42 Andy Hornby				2			1:37.394
2			1:24.915	1			1:31.844	3			1:38.501
3			1:26.340	2			1:25.958	4			1:38.793
4			1:26.164	3			1:26.376	5			1:39.567
5			1:26.726	4			1:25.843	6			1:37.894
6			1:27.643	5			1:25.915	No.60 Roger Skipp			
No.16 Roger Munsey				6			1:27.116	1			1:44.698
1			1:38.976	No.47 Robert Lusk				2			1:36.659
2			1:32.394	1			1:51.439	3			1:39.081
3			1:32.282	2			1:46.081	4			1:39.077
4			1:32.277	3			1:45.581	5			1:38.949
5			1:32.796	4			1:47.508	6			1:38.854
6			1:31.961	5			1:46.315	No.61 Steve Parrott			
No.17 Stuart Tonge				No.49 Richard Hann				1			1:35.421
1			1:38.312	1			1:32.835	2			1:29.161
2			1:29.431	2			1:27.702	3			1:28.475
3			1:29.785	3			1:27.748	4			1:27.004
4			1:30.762	4			1:27.870	5			1:27.039
5			1:29.326	5			1:28.182	6			1:27.545
6			1:28.892	6			1:27.890	No.64 Chris Bassett			
								1			1:30.623

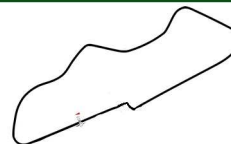


Lansdowne Cup

Race 19 (Sunday) Analysis

For information purposes. No official / regulatory value

Laps	Sector 1	Sector 2	Lap Time	Laps	Sector 1	Sector 2	Lap Time
2			1:25.200	4			1:33.022
3			1:25.511	5			1:33.935
4			1:25.681	6			1:34.435
5			1:25.872	No.129 Luke Bailey			
6			1:25.968	1			1:32.675
No.65 Kenneth Perch				2			1:27.663
1			1:41.890	3			1:28.040
2			1:33.503	4			1:28.090
3			1:35.120	5			1:26.765
4			1:32.350	6			1:30.811
5			1:33.479	No.209 Mick Baldwin			
6			1:34.790	1			1:44.088
No.67 Gordon Russell				2			1:36.960
1			1:37.714	3			1:40.041
2			1:29.480	4			1:43.374
3			1:29.939	No.631 Angela Cragg			
4			1:30.509	1			1:41.563
5			1:28.895	2			1:34.485
6			1:29.450	3			1:33.947
No.68 Michael Russell				4			1:32.631
1			1:28.900	5			1:34.131
2			1:24.667	6			1:35.256
3			1:24.699				
4			1:24.616				
5			1:24.616				
6			1:24.610				
No.73 Steve Pond							
1			1:41.075				
2			1:33.084				
3			1:31.660				
4			1:32.335				
5			1:32.167				
6			1:31.873				
No.90 Sam Clews							
1			1:26.871				
2			1:22.927				
3			1:23.109				
4			1:23.307				
5			1:23.519				
6			1:23.669				
No.98 Peter Carr							
1			1:35.840				
2			1:29.029				
3			1:28.637				
4			1:27.661				
5			1:27.878				
No.108 Adam Wilson							
1			1:40.804				
2			1:33.991				
3			1:33.890				



Lansdowne Cup

Race 31 (Sunday) Starting Grid

Document 8

POLE POSITION

1	90 Sam Clews ACR / Manx / (499)	68 Michael Russell Norton / Manx / (500)	42 Andy Hornby Manx / Norton / (500)
2	64 Chris Bassett Norton / Manx / (500)	7 Duncan Fitchett Savage / Manx / (500)	49 Richard Hann Norton / (500)
3	129 Luke Bailey Matchless / G50 / (500)	12 Ian Bain Norton / (500)	52 Robin Stokes Norton / Manx / (500)
4	22 Tony Perkin Norton / Manx / (500)	50 George Thomas Dunnell / Manx / (500)	98 Peter Carr Norton / Manx / (500)
5	X	61 Steve Parrott Manx / Norton / (500)	10 Nick Roberts Norton / Manx / (500)
6	6 Peter Bardell Matchless / (500)	4 Charlie Williams Norton / (500)	25 Mike Farrall Rudge / 500 / (500)
7	67 Gordon Russell Norton / (500)	51 Fernando Mendes BSA / Goldstar / (500)	16 Roger Munsey Norton Manx / G50 / (500)
8	45 Sebastian Perez Matchless / (500)	17 Stuart Tonge Norton / (500)	631 Angela Cragg Aermacchi / (344)
9	112 Pete Weston Norton / (500)	65 Kenneth Perch Norton / (500)	73 Steve Pond Velocette / (500)
10	24 Brian Robson Norton / Manx / (500)	27 Derek Bunning Matchless / (500)	108 Adam Wilson Norton / (500)
11	5 Ian Lucas Norton / Manx / (500)	59 David Hebb Norton / Manx / (500)	28 Jimmy May Manx / Norton / (350)
12	209 Mick Baldwin AJS / 7R / (350)	60 Roger Skipp Matchless / G50 / (500)	47 Robert Lusk AJS / 7R / (350)
13	54 Cliff Ransley Norton / Manx / (350)	2 Roger Ashby AJS / (500)	21 Glen English Manx / Norton / (500)
14	177 Tony Hazledine Norton / Domiracer / (500)	63 Harry Cole Manx / Norton / (500)	

Start : 04/08 - 13:53 9 Laps = 17.811 miles

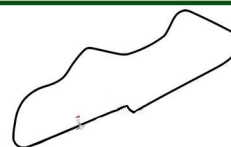
Donington Park (1.979 miles) (GB) 03-04/08/2019

Sports Timing Systems



Donington Park

3rd - 4th August 2019



Lansdowne Cup

Race 31 (Sunday)

Document 11

Results 9 Laps = 17.811 miles

Rnk	No.	Class	Rnk	Rider	Machine	Laps	Time	mph	Gap	Interv.	Best lap	mph	In Lap	2nd Best	
1	▲15	6	11a	1	Peter Bardell	Matchless / (500)	9	13:43.575	77.86		1:26.179	82.67	7	1:26.238	
2	▼1	90	11a	2	Sam Clews	ACR / Manx / (499)	9	13:45.031	77.72	1.456	1:25.454	83.37	9	1:27.163	
3	▲5	12	11a	3	Ian Bain	Norton / (500)	9	14:06.932	75.71	23.357	21.901	1:29.221	79.85	9	1:29.586
4	=	64	11b	1	Chris Bassett	Norton / Manx / (500)	9	14:07.068	75.70	23.493	0.136	1:29.646	79.47	9	1:30.237
5	▲6	50	11a	4	George Thomas	Dunnell / Manx / (500)	9	14:09.030	75.52	25.455	1.962	1:29.300	79.78	8	1:29.591
6	▲4	22	11b	2	Tony Perkin	Norton / Manx / (500)	9	14:09.630	75.47	26.055	0.600	1:29.473	79.63	8	1:30.287
7	▲2	52	11b	3	Robin Stokes	Norton / Manx / (500)	9	14:11.273	75.32	27.698	1.643	1:28.863	80.17	8	1:30.321
8	▲9	4	11b	4	Charlie Williams	Norton / (500)	9	14:20.673	74.50	37.098	9.400	1:29.822	79.32	9	1:31.623
9	▲10	67	11b	5	Gordon Russell	Norton / (500)	9	14:20.883	74.48	37.308	0.210	1:30.256	78.94	9	1:30.985
10	▼8	68	11a	5	Michael Russell	Norton / Manx / (500)	9	14:20.999	74.47	37.424	0.116	1:25.038	83.78	9	1:25.846
11	▲10	16	11b	6	Roger Munsey	Norton Manx / G50 / (500)	9	14:39.754	72.88	56.179	18.755	1:32.366	77.13	9	1:32.983
12	▲6	25	11c	1	Mike Farrall	Rudge / 500 / (500)	9	14:46.396	72.34	1:02.821	6.642	1:32.386	77.12	8	1:32.579
13	▲11	631	11c	2	Angela Cragg	Aermacchi / (344)	9	14:51.464	71.93	1:07.889	5.068	1:33.530	76.17	8	1:34.056
14	▲11	51	11d	1	Fernando Mendes	BSA / Goldstar / (500)	9	14:52.106	71.87	1:08.531	0.642	1:33.578	76.13	8	1:36.138
15	▲11	65	11b	7	Kenneth Perch	Norton / (500)	9	14:55.055	71.64	1:11.480	2.949	1:34.278	75.57	8	1:36.602
16	▲11	73	11d	2	Steve Pond	Velocette / (500)	8	13:49.621	68.70	1 Lap	1 Lap	1:36.054	74.17	8	1:36.959
17	▲13	108	11b	8	Adam Wilson	Norton / (500)	8	13:54.331	68.31	1 Lap	4.710	1:38.693	72.19	8	1:40.582
18	▲11	27	11b	9	Derek Bunning	Matchless / (500)	8	14:04.598	67.48	1 Lap	10.267	1:40.358	70.99	6	1:40.510
19	▲16	60	11b	10	Roger Skipp	Matchless / G50 / (500)	8	14:09.225	67.11	1 Lap	4.627	1:40.368	70.98	8	1:42.325
20	▲13	28	11c	3	Jimmy May	Manx / Norton / (350)	8	14:10.819	66.99	1 Lap	1.594	1:41.692	70.06	8	1:41.953
21	▲11	59	11c	4	David Hebb	Norton / Manx / (500)	8	14:10.963	66.98	1 Lap	0.144	1:40.907	70.60	6	1:41.775
22	▲15	54	11c	5	Cliff Ransley	Norton / Manx / (350)	8	14:14.085	66.73	1 Lap	3.122	1:41.605	70.12	6	1:41.905

Not Classified

49	11b	Richard Hann	Norton / (500)	6	9:48.609	72.62	Retired		1:35.515	74.59	5	1:35.525	
61	11b	Steve Parrott	Manx / Norton / (500)	3	5:17.916	67.23	Retired		1:40.307	71.03	3	1:43.852	
5	11b	Ian Lucas	Norton / Manx / (500)	3	5:18.299	67.15	Retired		1:40.161	71.13	3	1:46.086	
17	11b	Stuart Tonge	Norton / (500)	3	5:21.608	66.46	Retired		1:41.250	70.36	3	1:44.379	
24	11b	Brian Robson	Norton / Manx / (500)	0			Retired						

11a - Best Lap : No.68 Michael Russell - 1:25.038 / 92.5% of Race Winner's Speed : 72.02 mph

11b - Best Lap : No.52 Robin Stokes - 1:28.863 / 92.5% of Race Winner's Speed : 70.02 mph

11c - Best Lap : No.25 Mike Farrall - 1:32.386 / 92.5% of Race Winner's Speed : 66.91 mph

11d - Best Lap : No.51 Fernando Mendes - 1:33.578 / 92.5% of Race Winner's Speed : 66.48 mph

Leaders : No.90 Sam Clews (1-7) / No.6 Peter Bardell (8-9)

Start Time : 04/08 - 16:11:33 / Flag Time : 16:25:16 / End Time : 16:26:28

Best lap : No.68 Michael Russell 1:25.038 83.78 mph

Weather : Cloudy Air : 18°C Track : Wet

Event Record : No.6 Peter Bardell 1:22.555 86.30 mph

Timekeepers: *Dave Jones* *A.S. Lovatt* Clerk: *GP*

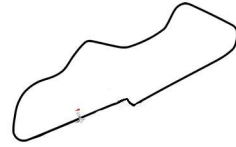
Donington Park (1.979 miles) (GB) 03-04/08/2019





Donington Park

3rd - 4th August 2019

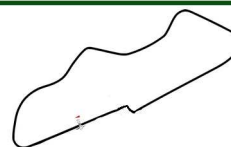


Lansdowne Cup

Race 31 (Sunday) Lap Chart

For information purposes. No official / regulatory value

	1	2	3	4	5	6	7	8	9	10	11	12	13	14	15	16	17	18	19	20	21	22	23	24	25	26	27	28	29	30	31	32	33	34	35	36	37	38	39	40	41																	
Grid	90	68	42	64	X	40	129	12	52	22	50	98	X	61	10	6	X	25	67	51	16	45	17	631	112	65	73	24	27	108	X	50	28	209	60	47	54	X	21	17	63																	
Start																																																										
Lap 1 Interval	90	64 4.3	49 0.8	6 0.0	50 0.9	52 0.9	12 1.1	22 0.3	4 1.3	67 0.2	631 1.0	51 0.6	65 0.3	5 0.9	16 0.0	61 1.6	25 0.9	17 1.2	108 2.3	73 2.3	27 0.9	59 0.5	28 0.2	60 0.4	54 0.7	68 18.5																																
Lap 2	90	64 3.8	6 0.5	50 2.9	49 0.0	52 1.1	12 0.4	22 1.0	4 1.6	67 0.2	631 2.8	16 1.6	51 0.3	65 0.4	61 4.1	5 0.5	25 0.1	17 2.0	108 3.6	73 4.3	27 0.5	59 0.4	28 1.8	60 1.7	54 1.0	68 5.2																																
Lap 3	90	6 4.6	64 0.8	50 3.8	12 1.1	49 0.5	52 0.3	22 0.6	4 2.8	67 0.1	631 5.4	16 0.9	65 0.2	51 1.4	61 4.1	X 0.3	25 0.9	X 2.4	108 5.2	68 7.4	27 1.2	28 0.4	60 0.3	73 0.2	54 1.0	59 1.6																																
Lap 4	90	6 4.3	64 2.6	12 4.7	50 0.5	52 0.5	49 0.1	67 1.3	4 2.5	16 0.2	631 8.9	65 1.6	51 0.4	25 0.9	68 5.4	108 8.6	73 5.0	27 8.0	60 0.1	28 0.5	54 1.5	59 1.0	68 0.6																																			
Lap 5	90	6 2.2	64 6.6	12 3.8	22 0.9	50 0.1	52 0.2	49 3.9	4 0.6	67 0.2	16 12.5	631 2.0	65 0.1	51 0.9	25 3.5	68 1.9	108 18.8	73 5.0	27 2.8	60 0.9	28 1.6	59 1.0	54 0.9																																			
Lap 6	90	6 1.2	64 11.6	12 1.7	22 1.0	50 0.7	52 0.4	4 6.6	67 0.7	40 0.7	16 12.4	68 1.8	631 2.0	65 0.9	51 0.2	25 0.3	108 28.5	73 1.0	27 6.2	60 2.9	28 1.2	59 0.0	54 1.6																																			
Lap 7	90	6 0.2	64 16.2	12 0.6	22 2.0	50 0.2	52 1.9	4 7.1	67 0.4	68 10.4	16 4.2	25 7.0	51 0.9	631 1.4	65 0.2	73 29.3	108 2.0	27 8.4	59 4.3	60 0.4	28 0.4	54 0.2																																				
Lap 8	6	90 2.2	64 17.8	12 0.2	22 1.6	50 0.0	52 1.5	67 9.6	4 0.2	68 5.1	16 11.4	25 6.4	51 2.1	631 1.4	65 1.0	73 31.1	108 4.7	27 10.2	60 4.6	28 1.5	50 0.1	54 3.1																																				
Lap 9	6	90 1.4	12 21.9	64 0.1	50 1.9	22 0.6	52 1.6	4 9.4	67 0.2	68 0.1	16 18.7	25 6.6	631 5.0	51 0.6	65 2.9																																											

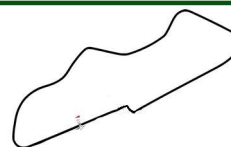


Lansdowne Cup

Race 31 (Sunday) Analysis

For information purposes. No official / regulatory value

Laps	Sector 1	Sector 2	Lap Time	Laps	Sector 1	Sector 2	Lap Time	Laps	Sector 1	Sector 2	Lap Time
No.4 Charlie Williams				2			1:38.888	7			1:30.093
1			1:48.746	3			1:36.345	8			1:29.300
2			1:39.137	4			1:33.452	9			1:29.591
3			1:37.612	5			1:32.723	No.51 Fernando Mendes			
4			1:34.922	6			1:30.541	1			1:50.745
5			1:33.348	7			1:30.550	2			1:42.268
6			1:33.387	8			1:29.473	3			1:40.754
7			1:32.076	9			1:30.287	4			1:38.679
8			1:31.623	No.25 Mike Farrall				5			1:37.322
9			1:29.822	1			1:54.680	6			1:36.409
No.5 Ian Lucas				2			1:43.592	7			1:36.213
1			1:52.052	3			1:40.932	8			1:33.578
2			1:46.086	4			1:38.694	9			1:36.138
3			1:40.161	5			1:35.390	No.52 Robin Stokes			
No.6 Peter Bardell				6			1:33.192	1			1:45.818
1			1:43.910	7			1:34.951	2			1:38.896
2			1:36.655	8			1:32.386	3			1:37.191
3			1:34.577	9			1:32.579	4			1:34.349
4			1:32.455	No.27 Derek Bunning				5			1:32.866
5			1:29.707	1			2:01.736	6			1:31.391
6			1:27.501	2			1:46.628	7			1:31.578
7			1:26.179	3			1:47.202	8			1:28.863
8			1:26.353	4			1:44.172	9			1:30.321
9			1:26.238	5			1:42.262	No.54 Cliff Ransley			
No.12 Ian Bain				6			1:40.358	1			2:03.723
1			1:46.974	7			1:41.730	2			1:49.239
2			1:38.207	8			1:40.510	3			1:44.667
3			1:35.824	No.28 Jimmy May				4			1:45.356
4			1:33.962	1			2:02.512	5			1:43.721
5			1:32.855	2			1:46.807	6			1:41.605
6			1:30.423	3			1:46.703	7			1:41.905
7			1:29.586	4			1:45.872	8			1:43.869
8			1:29.880	5			1:42.757	No.59 David Hebb			
9			1:29.221	6			1:41.953	1			2:02.305
No.16 Roger Munsey				7			1:42.523	2			1:51.699
1			1:52.126	8			1:41.692	3			1:45.322
2			1:40.560	No.49 Richard Hann				4			1:44.340
3			1:39.375	1			1:43.837	5			1:42.078
4			1:37.332	2			1:39.713	6			1:40.907
5			1:37.214	3			1:38.027	7			1:41.775
6			1:34.464	4			1:35.992	8			1:42.537
7			1:33.334	5			1:35.515	No.60 Roger Skipp			
8			1:32.983	6			1:35.525	1			2:03.010
9			1:32.366	No.50 George Thomas				2			1:48.160
No.17 Stuart Tonge				1			1:44.841	3			1:45.199
1			1:55.979	2			1:38.707	4			1:44.018
2			1:44.379	3			1:36.307	5			1:42.609
3			1:41.250	4			1:35.648	6			1:42.325
No.22 Tony Perkin				5			1:33.397	7			1:43.536
1			1:47.371	6			1:31.146	8			1:40.368



Lansdowne Cup

Race 31 (Sunday) Analysis

For information purposes. No official / regulatory value

Laps	Sector 1	Sector 2	Lap Time	Laps	Sector 1	Sector 2	Lap Time
No.61 Steve Parrott				6			1:36.959
1			1:53.757	7			1:37.443
2			1:43.852	8			1:36.054
3			1:40.307	No.90 Sam Clews			
No.64 Chris Bassett				1			1:38.672
1			1:42.997	2			1:37.420
2			1:36.985	3			1:34.373
3			1:35.983	4			1:32.780
4			1:34.277	5			1:31.807
5			1:33.695	6			1:28.499
6			1:32.565	7			1:27.163
7			1:30.683	8			1:28.863
8			1:30.237	9			1:25.454
9			1:29.646	No.108 Adam Wilson			
No.65 Kenneth Perch				1			1:58.356
1			1:51.057	2			1:45.655
2			1:42.382	3			1:42.859
3			1:38.889	4			1:44.816
4			1:39.190	5			1:42.428
5			1:37.319	6			1:40.942
6			1:37.085	7			1:40.582
7			1:38.253	8			1:38.693
8			1:34.278	No.631 Angela Cragg			
9			1:36.602	1			1:50.052
No.67 Gordon Russell				2			1:41.005
1			1:49.010	3			1:40.022
2			1:39.157	4			1:40.006
3			1:37.511	5			1:37.557
4			1:34.463	6			1:36.350
5			1:33.885	7			1:38.886
6			1:33.868	8			1:33.530
7			1:31.748	9			1:34.056
8			1:30.985				
9			1:30.256				
No.68 Michael Russell							
1			2:22.290				
2			1:36.916				
3			1:35.130				
4			1:32.252				
5			1:28.661				
6			1:27.707				
7			1:27.159				
8			1:25.846				
9			1:25.038				
No.73 Steve Pond							
1			2:00.744				
2			1:48.162				
3			1:47.704				
4			1:43.262				
5			1:39.293				